

2024 KANSAS CITY ROYALS

MEDIA GUIDE





BOBBY WITT JR.

OUR GUY. OUR TEAM.

A stylized signature of Bobby Witt Jr. in blue ink, written over a horizontal line.

Signature



TABLE OF CONTENTS

ORGANIZATION		McMillon, John	110	Royals Hall of Fame	205
Staff Directory	2	Melendez, MJ	111	History of Royals	215
Kauffman Stadium	5	Nola, Austin	114	Royals Timeline	216
Community Impact	8	Pasquantino, Vinnie	117	Opening Day History	221
John Sherman	10	Perez, Salvador	119	All-Time Roster (Alpha.)	224
J.J. Picollo	12	Pratto, Nick	126	All-Time Roster (No.)	230
Senior Administration	13	Ragans, Cole	128	Award Winners	239
Royals Vice Presidents	16	Renfro, Hunter	130	Team Awards	243
Baseball Operations	20	Sauer, Matt	134	All-Star Selections	246
Royals Associates	38	Schreiber, John	136		
Sluggerrr	44	Singer, Brady	138		
		Smith, Will	140	RECORDS	
		Stratton, Chris	143	Year-by-Year Results	252
COACHING STAFF		Taylor, Josh	145	Extra-Inning Results	255
Quatraro, Matt	46	Velázquez, Nelson	147	Year-by-Year Statistics	257
Alguacil, José	48	Veneziano, Anthony	149	Single-Season Records	260
Bove, Zach	49	Wacha, Michael	150	Single-Game Records	261
DeRenne, Keoni	50	Waters, Drew	153	Win/Loss Streaks	263
Dillon, Joe	51	Witt Jr., Bobby	155	Consecutive Records	264
Garcia, Miguel	52	Wright, Kyle	160	Inning Records	266
Hollins, Damon	53	Zerpa, Angel	162	Monthly Records	268
Hoover, Paul	54			Doubleheader Records	270
Stetter, Mitch	55			Rookie Records	272
Sweeney, Brian	56	NON-ROSTER PLAYER BIOS		Single-Season Leaders	273
Wilson, Vance	57	Alexander, CJ	166	Career Leaders	276
Zumwalt, Alec	58	Altavilla, Dan	167	League Leaders	279
Medical Staff	59	Barnett, Mason	169	No-Hitters	282
Support Staff	60	Brosseau, Mike	170	Firsts & Lasts	284
		Cessa, Luis	173	Attendance Records	285
		Chamberlain, Christian	175		
40-MAN PLAYER BIOS		Champlain, Chandler	176	OPPONENTS	
Anderson, Nick	68	Cox, Austin	177	American League	290
Blanco, Dairon	70	Cropley, Tyler	179	National League	304
Bowlan, Jonathan	72	Devanney, Cam	180	Interleague Play	319
Brentz, Jake	73	Duffey, Tyler	181		
Bubic, Kris	75	Durán, Rodolfo	183	SCOUTING & PD	
Cruz, Steven	77	Eaton, Nate	184	Scouting Staff	322
Fermin, Freddy	78	Hernandez, Diego	186	Minor League Staff	337
Frazier, Adam	80	Jensen, Carter	187	Organization Awards	342
Garcia, Maikel	83	León, Sandy	188	Affiliates Year-by-Year	344
Gentry, Tyler	86	Long, Sam	191	Affiliates Schedule	348
Hampson, Garrett	87	Mann, Devin	193	Affiliates Staff	349
Hernández Carlos	89	Pennington, Walter	194	Dominican Academy	360
Isbel, Kyle	91	Porter, Logan	195	Minor League Player Bios	364
Klein, Will	93	Rave, John	197		
Loftin, Nick	94	Tolbert, Tyler	198	MEDIA & MISCELLANEOUS	
Lugo, Seth	96	Tresh, Luca	199	Media Relations Staff	412
Lyles, Jordan	99	Way, Beck	200	Media Info & Guidelines	414
Lynch IV, Daniel	102			Broadcast Team History	416
Marsh, Alec	104	HISTORY		Broadcast Team	418
Massey, Michael	106	Retired Numbers	202	Spring Training	422
McArthur, James	108				

MISCELLANEOUS BOXES		Ejections	76	Position Players to Pitch	185
1st-round picks	95	Heart & Hustle Nominees	158	Record by Date	267
Academy, Royals	334	Hitting Streaks	84	Record by Game	254
Art Stewart Award	336	HR Derby Participants	247	Roberto Clemente Nominees	123
Birthdays	74	HR, Both Sides of Plate	154	Roster by Birthplace	113
Captains	123	HR, By Pitcher	137	Roster by College	109
Carlos Fortuna Award	79	HR, Longest	125	Roster, 40-Man	66
Clinching Dates	133	Important Dates Calendar	286	Rule 5 Selections	135
Comeback Wins/Blown Leads	192	Joe Burke Special Achievement	85	Salute to Negro Leagues	214
Cycles	81	Kansas City-Area HS Royals	187	Scoreless Through 9 Innings	103
Debuts, Dates	105	Longest/Shortest Games	256	Social Media	164
Debuts, Win	135	Mike Swanson Good Guy Award	107	Steals of Home	71
Debuts, Youngest	159	Multi-Stint Royals	196	Trades, Last by Team	320

2024 KANSAS CITY ROYALS MEDIA GUIDE

The 2024 Royals Media Guide is a copyrighted publication. Information herein is prepared for use by accredited members of the media. Those desiring to use this for commercial purposes should contact the Royals PR Department. The Media Guide was written and edited by **Nick Kappel**, **Ian Kraft** & **Logan Jones**, with assistance from **Sam Mellinger**, **Peter Brooks** & **Wyatt Dojutrek**. Cover by **Caitlin Wienck** & **Robbie Poulain**. Photography by **Jason Hanna**, **Sam Lutz** & **Getty Images**. Special thanks to **Troi Brown**, **Daniel Guerrero**, **Fabio Herrera**, **Curt Nelson**, **Emily Penning** and **Rob Sorge**. Stats provided by *Stats Inc.*, *MLB, Sports Reference* and *Elias Sports Bureau*. Printed at Sun Graphics in Parsons, Kan.

ROYALS PRONUNCIATION GUIDE

Scan the QR code to the right for access to phonetic spellings & audio clips of player names.



STAFF DIRECTORY

SENIOR ADMINISTRATION

John Sherman	Chairman & CEO
J.J. Picollo	Executive VP & GM
Rene Francisco	Sr. VP, Major League & International Operations/Asst. GM
Adam P. Sachs	Sr. VP, Chief Legal Officer
Scott Sharp	Sr. VP/Major League Operations/Asst. GM
Brooks Sherman	President, Business Operations
Jason Sinnerajah	Sr. VP, Chief Operating Officer
Sarah Tourville	Executive VP, Chief Commercial & Community Impact Officer

VICE PRESIDENTS

Whitney Beaver	VP, Chief Financial Officer
Anthony Blue	VP, Ticket Operations
George Brett	VP, Baseball Operations
Jeff Davenport	VP, Major League Team Operations
Iris Edelen	VP, People & Culture
Lonnie Goldberg	VP, Player Personnel
Brian Himstedt	VP, Technology & Business Analytics
Dr. Daniel Mack	VP, Research & Development/Asst. GM
Luis Maes	VP, Community Impact
Sam Mellinger	VP, Communications
Danny Ontiveros	VP, Scouting
Mike Post	VP, General Counsel
Isaac Riffel	VP, Ballpark Operations
Alex Schulte	VP, Corporate Partnerships
Tony Sneath	VP, Pine Tar Collective

BASEBALL OPERATIONS

J.J. Picollo Executive VP & GM

FRONT OFFICE

Mike Arbuckle	Sr. Advisor to the GM
Tom McNamara	Special Assistant to the GM
Jack Monahan	Director, Baseball Administration
Nate Adcock	Assistant Director, Pitching Performance/Scouting
Jared Hinton	Coordinator, Baseball Administration
Dave Holtzman	Baseball Info. & Communications Strategist
Emily Penning	Executive Assistant to the GM

RESEARCH & DEVELOPMENT

Christine Harris	Director, Research & Development
Paul Turner	Lead Developer
Erin Messel	Front End Developer, Baseball Systems
Joseph San Diego	Sr. Developer
Jenny Segelke	Developer, Baseball Systems
Brandon Nelson	Coordinator, R&D/Pitching Development
Pete Berrymann	Analyst, Major League Strategy
Michael Cifuentes	Senior Analyst
Dan Gustafson	Research Scientist
Alan Kohler	Analyst, Research & Development
Gabriel Levy	Analyst, Amateur Scouting
Nick Loeffelholz	Pro Player Analyst
Grace Rieger	Pro Player Analyst
Robyn Wampler	Analyst, Research & Development
Hailey Yabroudy	Analyst, Research & Development

SCOUTING

Brian Bridges	Director, Amateur Scouting
Roy Clark	Sr. Advisor to Baseball Operations
Rob Sorge	Coordinator, Amateur Scouting/Analyst
Jim Cuthbert	Director, Pro Personnel & Strategy
Tim Conroy	Special Assistant to the GM
John McMichen	Manager, Pro Player Personnel & Strategy
Louie Medina	Manager, Pro Personnel, Strategy & Pacific Rim
Don Poplin	Special Assistant to the GM
Daniel Guerrero	Director, International Scouting
Johnny DiPuglia	Special Assistant, International Scouting
Fred Guerrero	Coordinator, Player Evaluation/International

PLAYER DEVELOPMENT

Mitch Maier	Director, Player Development
Rafael Belliard	Special Asst. to the GM
Chino Cadahia	Special Asst. to the GM/Player Development
Rusty Kuntz	Special Asst. to the GM/Quality Control
Paul Gibson	Sr. Director, Pitching Performance
Matt Marasco	Sr. Director, Player & Staff Engagement
Nick Leto	Director, Minor League Operations
Will Simon	Director, Arizona Operations
Kevin Howard	Assistant Director, Player Development
Kristin Lock	Assistant Director, Minor League & International Operations
Willie Aikens	Special Asst. to Baseball Operations/Player & Staff Engagement
Blaine Boyer	Special Asst. to Baseball Operations/Player & Staff Engagement
Reggie Sanders	Special Asst. to Baseball Operations/Player & Staff Engagement
Mike Sweeney	Special Asst. to Baseball Operations/Player & Staff Engagement

BEHAVIORAL SCIENCE

Ryan Maid	Sr. Director, Behavioral Science
Kelzie E. Beebe	Asst. Director, Behavioral Science
Eric Dawson	Behavioral Science Coordinator
Rene Ariel Francisco	Behavioral Science Coordinator/Latin America

PERFORMANCE SCIENCE

Brittany Bozzini	Manager, Performance Science
Chris Cothran	Applied Performance Scientist
Amanda Delaney	Applied Biomechanist
Corey Perrett	Applied Performance Scientist
Matt Sams	Performance Science Analyst

SPORT DEVELOPMENT

Jeff Diskin	Director, Professional & Sport Development
Casey Borovac	Manager, Sport Development/Softball
Shon Plack	Manager, Sport Development/Baseball
Dylan Wilson	Manager, Sport Development/Sports Medicine
Andrew Richards	Coordinator, Sport Development

MAJOR LEAGUE MEDICAL STAFF

Nick Kenney	Director, Medical Administration
Dr. Vincent Key	Head Team Physician
Dr. Joe Noland	Associate Physician
Dr. Mitch Birt	Associate Physician
Dr. Jacob Brubacher	Associate Physician
Dr. Sean Jackson	Associate Physician
Patrick Hammond	Team Chiropractor
Kyle Turner	Head Athletic Trainer
Chris DeLucia	Asst. Athletic Trainer
Dave Iannicca	Manual Tissue Therapist/Second Asst. Athletic Trainer
Jeff Blum	Major League Rehab Coordinator
Ryan Stoneberg	Head Major League Strength Coach
Luis Perez	Major League Strength Coach
Erika Wincheski	Director, Sports Nutrition
Ryan Eigsti	Major League Rehab Coach
Nicky Stoyles	Massage Therapist

GROUNDSKEEPING

Trevor Vance	Sr. Director, Groundskeeping & Landscaping
Shane Montgomery	Director, Groundskeeping
Anthony Bruce	Assistant, Groundskeeping
Jonnie Reed	Sr. Manager, Groundskeeping
Curtis Brownfield	Manager, Grounds/Staffing
Clint Elder	Manager, Grounds/Special Events
Ricky Phillips	Manager, Grounds/Landscaping

STAFF DIRECTORY (CONT.)

MAJOR LEAGUE SUPPORT STAFF

Melissa Lambert	Director, Behavioral Science/ Major League Mental Performance
Bill Duplissea	Advance Scouting/Replay Coordinator
Malcom Culver	Major League Pitching Strategist
Andy Ferguson	Major League Pitching Strategist
Allan de San Miguel	Bullpen Catcher/Strategist
Juan Graterol	Bullpen Catcher
Ethan Blouin	Major League Video Coordinator
Brendan Sexton	Asst. Major League Video Coordinator

MAJOR LEAGUE CLUBHOUSE OPERATIONS

Patrick Gorman	Director, Major League Equipment
Levi Noble	Manager, Visiting Clubhouse
T.J. Stack	Manager, Culinary Services
Tom Walsh	Manager, Clubhouse Services
Tyler Agenter	Lead, Clubhouse Administration
Danny Helmer	Lead, Clubhouse Equipment & Quality Control
Adam Korth	Asst., Culinary Services
Dave Litz	Major League Team Security
Jeff Smith	Sr. Visiting Clubhouse Asst.
Karl Swezy	Family Coordinator
Jake Van Oeveren	Lead, Clubhouse Operations & Umpire Services

MEDIA RELATIONS

Sam Mellinger	VP, Communications & Broadcasting
Sharita Hutton	Sr. Director, Communications Strategist
Nick Kappel	Director, Media Relations
Ian Kraft	Asst. Director, Media Relations
Logan Jones	Manager, Media Relations

BROADCASTERS

Denny Matthews	Announcer (Radio)
Steve Stewart	Announcer (Radio)
Jake Eisenberg	Announcer (TV/Radio)
Eric Guthrie	Producer/Engineer
Ryan Lefebvre	Announcer (TV/Radio)
Rex Hudler	Announcer (TV)
Joel Goldberg	Announcer (TV)
Jeff Montgomery	Announcer (TV)
Mike Sweeney	Announcer (TV)
Jeremy Guthrie	Announcer (TV)

BUSINESS OPERATIONS

Brooks Sherman	President, Business Operations
Sarah Tourville	Executive VP, Chief Commercial & Community Impact Officer
Adam P. Sachs	Sr. VP, Chief Legal Officer
Jason Sinnarajah	Sr. VP, Chief Operating Officer
Mike Post	VP, General Counsel
Andi Feeley	C-Suite Executive Assistant

AUTHENTICS

Ashley Ficken	Director, Authentic Merchandise Sales
Cory Chlebicki	Manager, Authentic Merchandise Sales

ACCOUNTING & PAYROLL

Whitney Beaver	VP, Chief Financial Officer
Luke Franken	Controller
Jodi Parsons	Sr. Director, Payroll
Sarah Feldkamp	Director, Finance
Patrick Fleischmann	Director, Renovation Accounting/ Risk Management
Heath Bieker	Manager, Finance
April Peterson	Manager, Accounting
Jeannie Kenyon	Staff Accountant
Jonlyn Pierce	Coordinator, Accounts Payable
Haley Russell	Accounting Analyst
Marcia Tillery	Lead Administrator, Payroll

HUMAN RESOURCES

Iris Edelen	VP, People & Culture
Katie Ashcraft	Manager, Total Rewards
Troirica Gresham-Brown	HR Generalist (Employment)
McKenzy Higgins	Recruiter
Ashley Shannon	Coordinator, Human Resources

TECHNOLOGY & BUSINESS ANALYTICS

Brian Himstedt	VP, Technology & Business Analytics
Daniel Sommerhauser	Director, Business Analytics
Haley Ness	Business Analytics Software Engineer
Collin Brody	Director, Business Data Architecture
Brian Desch	Director, Business Solutions
Mitchell McDaniel	Director, Infrastructure & Operations
Will Cunningham	Manager, Broadcast Technologies
Barry Chambers	Manager, Technology Infrastructure & Operations
Joey Leckbee	Sr. End User Support Specialist
Skyler Miller	End User Support Specialist

TICKET OPERATIONS

Anthony Blue	VP, Ticket Operations
Christine Darr	Director, Ticket Operations
Edward Chiu	Sr. Manager, Ticket Operations
Kyle Armstrong	Manager, Ticket Solutions & Services
Steven Como	Coordinator, Ticket Operations
Jacque Tschirhart	Coordinator, Vault & Mail Services

TICKET SALES & SERVICE

Kayla Shively	Sr. Director, Ticket Sales & Service
Adam Cain	Director, New Sales & Development
Jeff Close	Director, Premium Sales & Service
Michael Abraham	Director, Group Sales
Spencer Thomas	Manager, New Business Development
Michelle Sullivan	Manager, Sales Academy
Nate Kissell	Manager, Membership Retention Sales
Jennifer McCarty	Manager, Group Sales
Jamie Johnson	Manager, Premium Retention Sales
Ryan Ziegler	Sr. Account Executive, Membership Retention Sales
Bryce Baumwart	Account Executive, Membership Retention Sales
Clayton Koellner	Account Executive, Membership Retention Sales
Shelby Spencer	Account Executive, Membership Retention Sales
Michael Matthews	Manager, Premium Retention Sales
Brad Crouch	Account Executive, Group Sales
Tyler Belvin	Account Executive, Group Sales
Shelby Denman	Account Executive, Group Sales
David Lees	Account Executive, Group Sales
Harrison Eastburn	Account Executive, Group Sales
Christopher Gilvens	Account Executive, New Business
Alex Hobelmann	Account Executive, New Business
Zachary Seaman	Account Executive, New Business
Daniel Thomas	Account Executive, New Business
Michael Turner	Account Executive, New Business
Mark Zimmerman	Account Executive, New Business

CORPORATE PARTNERSHIPS

Alex Schulte	VP, Corporate Partnerships
David Adams	Sr. Director, Partnership Development
Brian Mather	Director, Partnership Development
Kalyn Soltice	Sr. Manager, Partnership Development
Desmond Banks	Manager, Partnership Development
Steve Garvey	Director, Partnership Marketing
Taylor Heiman	Account Director, Partnership Marketing
Matt Schulte	Sr. Account Manager, Partnership Marketing
Patrick Stacy	Sr. Account Manager, Partnership Marketing
Evan Butterfield	Account Manager, Partnership Marketing
Courtney Shivers	Account Manager, Partnership Marketing
Maritza Chavez	Account Coordinator, Partnership Marketing
Mike Rodgers	Account Coordinator, Partnership Marketing

STAFF DIRECTORY (CONT.)

STADIUM ENGINEERING

Todd Burrow	Sr. Director, Ballpark Engineering
Robert James	Lead Electrician
Dennis Miller	Lead Mechanical Technician
Byron Clark	Technician, Ballpark Operations
Scott Green	Technician, Ballpark Operations
Randolph Graham	Technician, Ballpark Operations
Scott Williams	Painter

EVENT OPERATIONS & GUEST SERVICES

Isaac Riffel	VP, Ballpark Operations
Johnny Williams	Director, Ballpark Services
Bryan Ross	Director, Event Operations
Nick Pieroni	Director, Guest Experience
Joe Rooney	Director, Ballpark Security
Jarrett Alley	Manager, Ballpark Services
Dakota Crump	Asst. Manager, Ballpark Services
Lauren Cowden	Stadium Operations Coordinator
DJ Breitbart	Manager, Parking & Transportation
Cheryl Sutton	Asst. Manager, Ballpark Security
Jennifer Guinty	Coordinator, Event Operations
Chandler Davis	Specialist, Window Cleaning

PINE TAR COLLECTIVE

Tony Snethen	VP, Brand Innovation Pine Tar Collective
Scott Lichtenauer	Group Director, Branded Content & Innovation
Erin Sleddens	Sr. Director, Content Strategy & Emerging Technology
Steven Funke	Sr. Director, Content Creation & Game Entertainment
Caitlin Wienck	Director, Creative & Brand
Zach Weaver	Director, Scoreboard Operations
Nicole Averso	Director, Events & Activations
Jana Patton	Director, Content Creation
Angie Wallace	Associate Director, Creative Operations
Jason Hanna	Team Photographer
Brad Collins	Mascot Coordinator
Breckyn Crocker	Sr. Manager, Media & Channel
Sam Lutz	Sr. Producer, Content
Brandon Todd	Sr. Motion Graphics Designer
Lydia Martinez	Junior Graphic Designer
Carolina Mach	Manager, Emerging Tech & Digital Products

Mitchell Emberson	Sr. Manager, Activations & Giveaways
Chandra Stadtmueller	Manager, Game Entertainment
Jeff Piper	Executive Producer
Jonathan Hanes	Content Producer
Melanie Roberts	Content Producer
Kyle Reeves	Manager, Digital & Social Media
Grace Erickson	Coordinator, Digital & Social Media
Bradford Ross	Coordinator, Scoreboard Operations
Annie O'Neill	Coordinator, Game Entertainment
Robbie Poulain	Sr. Graphic Designer
Christian Nemmers	Graphic Designer
Brennan Pearson	Graphic Designer
Brayden Presley	Copywriter

COMMUNITY IMPACT

Luis Maes	VP, Community Impact
------------------	-----------------------------

THE KANSAS CITY ROYALS FOUNDATION

Amy Gale	Sr. Director, Community Impact & Executive Director, The Kansas City Royals Foundation
Chris Major	Director, Development, The Kansas City Royals Foundation
Jonathan Rosa	Manager, Community Impact
Zach Garrett	Manager, Community Impact Operations
Emerson Peavey	Sr. Coordinator, Community Impact
Breanne Mitchell	Coordinator, Community Impact
Olivia Stevenson	Administrative Coordinator, Community Impact

ROYALS HALL OF FAME

Curt Nelson	Sr. Director, Royals Hall of Fame
Jill Seib-Schaub	Director, Hall of Fame/ Education Programs
Colby Curry	Coordinator, Stadium Tours & Ballpark Experience

URBAN YOUTH ACADEMY

Donease Smith	Executive Director of Administration
Brett Teel	Facility & Operations Manager
Eddie Rodriguez	Program Manager/Field Coordinator
Chase Bloch	Coordinator, Crown Schools & Science of Sport
Preston Ellsworth	Coordinator, Administration
Darian Frost	Coordinator, Community Partnership & Events

ORGANIZATION OF THE YEAR

YR	TEAM	YR	TEAM	YR	TEAM	YR	TEAM
1982	Oakland Athletics	1993	Toronto Blue Jays	2004	Minnesota Twins	2015	Pittsburgh Pirates
1983	New York Mets	1994	Kansas City Royals	2005	Atlanta Braves	2016	Chicago Cubs
1984	New York Mets	1995	New York Mets	2006	Los Angeles Dodgers	2017	Los Angeles Dodgers
1985	Milwaukee Brewers	1996	Atlanta Braves	2007	Colorado Rockies	2018	Milwaukee Brewers
1986	Milwaukee Brewers	1997	Detroit Tigers	2008	Tampa Bay Rays	2019	Tampa Bay Rays
1987	Milwaukee Brewers	1998	New York Yankees	2009	Philadelphia Phillies	2020	Los Angeles Dodgers
1988	Montreal Expos	1999	Oakland Athletics	2010	San Francisco Giants	2021	Tampa Bay Rays
1989	Texas Rangers	2000	Chicago White Sox	2011	St. Louis Cardinals	2022	Seattle Mariners
1990	Montreal Expos	2001	Houston Astros	2012	Cincinnati Reds	2023	Texas Rangers
1991	Atlanta Braves	2002	Minnesota Twins	2013	St. Louis Cardinals		
1992	Cleveland Indians	2003	Florida Marlins	2014	Kansas City Royals		

In 1982, *Baseball America* began recognizing an overall organization of the year, for outstanding performance during the season with the team, coach, general manager and organizational package taken as a whole. The Royals have been honored twice, including most recently in 2014.

KAUFFMAN STADIUM

HOMETOWN HEROS

An epitome of American entrepreneurship, **Ewing Kauffman** built the Royals with the same energy and creative instincts that he devoted to Marion Laboratories, a company he grew from the basement of his modest Kansas City home into a global pharmaceutical giant.

The Kauffmans pledged to bring baseball back to Kansas City and do everything to keep it here. They made good on that promise and more.

Ewing Kauffman was inducted into the Royals Hall of Fame on May 23, 1993, and Royals Stadium was renamed in his honor on July 2, 1993, less than a month before he died on Aug. 1, 1993. **Muriel Kauffman**, who attended to every detail from the team's colors to the stadium's majestic fountains, died on March 17, 1995, and was inducted into the Royals Hall of Fame in 1996.

Their final gift to baseball fans was a groundbreaking commitment to keep the Royals in Kansas City long after their deaths. The plan allowed the team to be sold for a fair price and have the proceeds go to local charities. It was a noble gesture that few, if any, benefactors have ever matched.

On April 10, 1973, Mr. and Mrs. K welcomed fans to one of the most distinctive and beautiful ballparks in all of sports. Inspired by their vision, Royals Stadium was years ahead of its time and was the sole baseball-only facility built between 1966 and 1991. Spurred by the Royals Lancers sales force and player caravans throughout the Midwest, fans responded and Kansas City topped the magic 2 million mark in season attendance 11 times during a 14-year run from 1978-91.

More than a half-century later, Kauffman Stadium is recognized throughout baseball as one of the game's most beautiful ballparks. The K has hosted two All-Star Games, in 1973 and 2012, three no-hitters and a total of 13 World Series games, in 1980, 1985, 2014 and 2015.

Among the awards Mr. Kauffman won for his leadership include the Kansas City Press Club's 1973 Man of the Year, an induction into the Missouri Sports Hall of Fame and being named one of 20 finalists for enshrinement in the Baseball Hall of Fame in 2008.



Kauffman Stadium debuted on April 10, 1973 in front of 39,464 fans, who saw the Royals defeat the visiting Rangers, 12-1.

Including 2024, the Royals have hosted Opening Day at Kauffman Stadium in eight of the last 10 years dating back to 2015.

MAJOR LEAGUE BALLPARK SENIORITY LIST

AMERICAN LEAGUE

Rank	Ballpark	Team	Opened
1.	Fenway Park*	Red Sox	1912
2.	Angel Stadium*	Angels	1966
	Oakland Coliseum*	Athletics	1966
4.	Kauffman Stadium*	Royals	1973
5.	Rogers Centre*	Blue Jays	1989
6.	Tropicana Field*	Rays	1990
7.	Guaranteed Rate Field	White Sox	1991
8.	Camden Yards	Orioles	1992
9.	Progressive Field	Guardians	1994
10.	T-Mobile Park	Mariners	1999
11.	Comerica Park	Tigers	2000
	Minute Maid Park	Astros	2000
13.	Yankee Stadium	Yankees	2009
14.	Target Field	Twins	2010
15.	Globe Life Field	Rangers	2020

*Has undergone major renovations

NATIONAL LEAGUE

Rank	Ballpark	Team	Opened
1.	Wrigley Field*	Cubs	1914
2.	Dodger Stadium	Dodgers	1962
3.	Coors Field	Rockies	1995
4.	Chase Field	Diamondbacks	1998
5.	Oracle Park	Giants	2000
6.	American Family Field	Brewers	2001
	PNC Park	Pirates	2001
8.	Great American Ball Park	Reds	2003
9.	PETCO Park	Padres	2004
	Citizens Bank Park	Phillies	2004
11.	Busch Stadium	Cardinals	2006
12.	Nationals Park	Nationals	2008
13.	Citi Field	Mets	2009
14.	LoanDepot Park	Marlins	2012
15.	Truist Park	Braves	2017

KAUFFMAN STADIUM (CONT.)

The Kansas City Royals will celebrate their 52nd season at Kauffman Stadium in 2024. Kauffman has always been one of the crown jewel ballparks of Major League Baseball and has hosted 88,614,210 fans since 1973.

The Royals drew over 2 million fans to the park three seasons in a row from 2015-17, something that hadn't been accomplished in three straight years since the club did it in seven consecutive seasons from 1985-91. The K has played host to two World Series and an All-Star Game over the past 12 seasons.

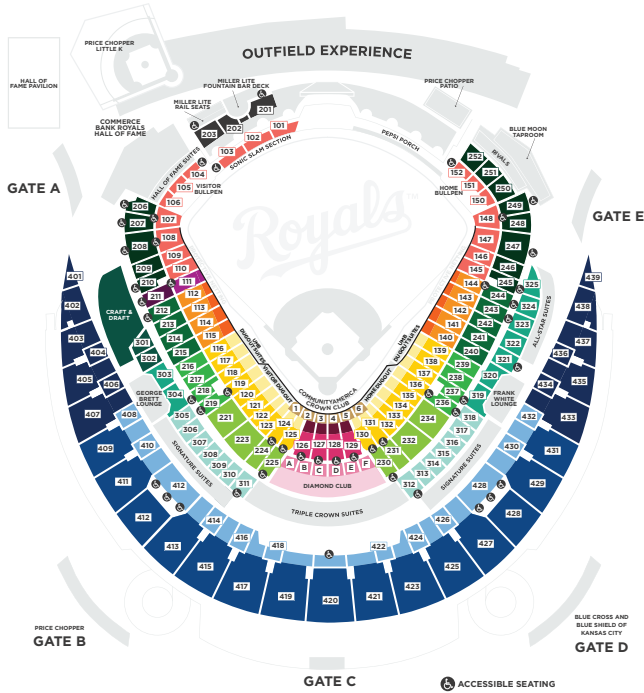
After years of planning and design, the Royals unveiled an exciting \$250 million renovation of this true Kansas City landmark prior to the 2009 season. Visitors enjoy an improved Kauffman Stadium experience with unsurpassed amenities and state-of-the-art technology that touches each and every fan entering the park.

At the end of 2020, updates were made to the video board, making it the tallest LED video display in baseball. The display now shows 3.5 million pixels allowing more contrast and a clearer picture.

Upon entering, fans have a chance to explore the stadium via a 360-degree expanded concourse while still keeping tabs on the action on the field. With 74 concession stands and 67 restroom facilities, time spent away from their seats is limited.

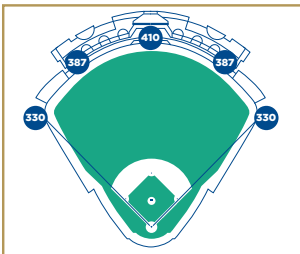


KAUFFMAN STADIUM SEATING CHART, DIMENSIONS & GROUND RULES



KAUFFMAN STADIUM DIMENSIONS

Left Field & Right Field	330 ft.
Left Center & Right Center	387 ft.
Center Field	410 ft.
Fence Height	8 ft.



Before the 2004 season, the outfield fences in the gaps and in straight-away center field were moved back 10 feet to their original dimensions of 387 and 410, respectively, making Kauffman Stadium one of the most spacious parks in the Majors. In addition, the warning track was changed to a natural surface, and the height of the fence is now at eight feet. In 1995, a grass playing field replaced the artificial surface at Kauffman Stadium. Kauffman Stadium has the 2nd-most playable field square footage (fair territory) in the Majors, narrowly trailing Colorado's Coors Field.

Kauffman Stadium's unique features include a 322-foot wide water spectacular, which is the largest privately funded fountain in the world. In keeping with the architecture of the stadium, the existing water spectacular featuring cascading water now extends near the left field corner.

In 2019, the Royals replaced the original foul poles that had stood at the ballpark since the first game in 1973. Netting was also extended to cover the entirety of foul territory.

KAUFFMAN STADIUM GROUND RULES

✦ Fly ball striking the flat vertical surface (painted green facing) of the support, above the wall padding and returning to the field of play: **Live and In Play** ✦ Fly ball striking the top of the metal support (painted yellow) and returning to the field of play: **Live and In Play** ✦ Fly ball striking the top of the metal support (painted yellow) and exiting the field in foul territory: **Two Bases** ✦ Fly Ball striking the top of the metal support (painted yellow) and striking the Foul Pole or exiting the field in fair territory: **Home Run**

✦ Batted ball in flight that strikes any portion of the seating area safety fencing, including the railings, at a point above the lower outfield wall to the right (left field) or left (right field) and continues over the lower wall: **Home Run** ✦ Batted ball in flight striking the padded edges on top of the outfield wall on either side of the main video board in center field and continuing over the wall: **Home Run** ✦ Batted ball in flight striking the top of the outfield wall above the out-of-town scoreboards and bouncing over the fence: **Home Run** ✦ Batted ball in flight striking the railing above and behind the out-of-town scoreboard in right field and rebounding onto the playing field: **Home Run**

✦ A ball that strikes the camera behind the netting and enclosed padding is **live and in play** unless it becomes lodged or is otherwise deemed unplayable (i.e. goes completely through the netting)

COMMUNITY IMPACT

The Kansas City Royals Baseball Club and our Community Impact department exist to serve and unite our community through the power of sport. The department leverages the Club's unique assets and capabilities including charitable donations; employee, player and alumni volunteerism; and our physical structures to make a positive and sustainable impact in KC and beyond. The Department is comprised of three teams—The Kansas City Royals Foundation, Urban Youth Academy and the Royals Hall of Fame/Ballpark Experiences.



THE KANSAS CITY ROYALS FOUNDATION (FORMERLY ROYALS CHARITIES)

In 2024, Royals Charities became The Kansas City Royals Foundation, marking the evolution of the organization's philanthropic approach to one focused on authentic partnership and collaboration.

Founded in 2001 as the charitable foundation of the Kansas City Royals, The Kansas City Royals Foundation uses the power of sport to improve the lives of Kansas Citians by supporting education and literacy efforts, promoting healthy and active communities, uplifting our military and veterans, and more. In addition to programmatic grants to support nonprofits in our priority areas, The Royals Foundation provides Royalty Fields grants to help improve baseball and softball fields across a six-state region in the Midwest.



Since its inception, The Royals Foundation has donated more than \$25 million to hundreds of local nonprofits, including \$2.8 million in 2023. Funds are raised through individual and corporate donations, a 50/50 raffle during every homestand, as well as marquee fundraising events including Diamond of Dreams, Queens of the Diamond and Royals Fantasy Camp.

KANSAS CITY URBAN YOUTH ACADEMY (UYA)

Located in the historic 18th and Vine District, the Kansas City Royals Urban Youth Academy opened in 2018 to provide access to a safe space and empower underserved youth to become the leaders of tomorrow through baseball, softball, academic and social opportunities. The UYA surrounds youth participants with coaches, mentors and role models to help them succeed on and off the field.

UYA Programs: Since its inception, the Academy has hosted more than 60,000 youth visits. All Academy programming is provided at no cost and includes educational programs, baseball and softball camps/clinics, STEM-based courses, and health and wellness programs.

Programing: The Kansas City Royals UYA provides players with fun and competitive opportunities throughout the year. Programing is designed to help players of all skill levels improve their overall skills for the game of baseball and softball while also being challenged with educational learning opportunities and activities. As an academy member, youth can access unique events through the USA Baseball and USA Softball initiatives such as the Commissioner's All-Star Team, Jenny Finch All-Star Team, Dream Series, Development Invitational and Breakthrough Series.

Summer Camp: The Summer Camp program will take place during nine weeks of the summer. While participants will spend plenty of time learning the ins and outs of baseball and softball, participants will have opportunities to engage with and build their knowledge on a variety of topics including introduction and history of the sport, hands-on skill activities, teamwork activities, career in sport insight, emotional intelligence initiatives, STEM curriculum and fundamental life building skills.

Crown Schools: The Crown Schools program is designed to create the next generation of baseball and softball fans by implementing Fun at Bat curriculum, presented by Sun Life, in elementary schools' physical education classes. By joining the Crown Schools Program, schools receive access to unique field trips, the Science of Sport Curriculum, presented by Evergy, a school visit from Sluggerrr and much more.

RBI: In 2022, The Kansas City Royals Foundation partnered with Boys & Girls Club of Greater KC and their Nike RBI program to form Nike Royals RBI, a youth baseball and softball league at the KC Urban Youth Academy. Our organizations leveraged our outreach abilities and programming strengths to increase league participation at the UYA.



THE FACILITY

The complex features four outdoor fields, a press box for educational programming and a 38,000 sq-foot indoor facility, which houses an MLB-sized turf infield, four batting tunnels, four classrooms and an athletic training room

- + Registered over 3,000 youth
- + Increased student participation in the Crown Schools education program to over 40,000 students
- + Doubled participation in softball since 2021
- + Registered more than 1,000 participants for RBI program

COMMUNITY IMPACT (CONT.)

ROYALS HALL OF FAME AND BALLPARK EXPERIENCES

The Royals Hall of Fame was established in 1986 to celebrate the accomplishments of individuals who have made exceptional contributions to Kansas City Royals baseball, both on and off the field.

RSVP Program: The Royals Hall of Fame includes the Royals Scholastic Victory Program (RSVP) designed for students PK-6th grade and brings the classroom to the ballpark. Teachers choose from nearly a dozen activities which introduce or reinforce school subjects like math, science, history and more with a baseball twist. A one-hour ballpark tour is included. Over 9,000 students from nearly 150 schools, home school and summer camps participated in the program.

Tours and Ballpark Experiences: The Royals host public tours year-round, plus group tours for schools and organizations. A full list of tour options is at royals.com/tours. Unique ballpark experiences include delivering the game ball to the mound, visiting the radio booth during the game and watching fireworks from the field.

ROYALS PLAYERS, COACHES AND EMPLOYEES IN THE COMMUNITY

Throughout the year, Royals employees, players and alumni volunteer for Kansas City area community organizations by donating their time to participate in volunteer events and raising money for The Kansas City Royals Foundation and the Urban Youth Academy to help drive a positive impact in our community.



IN 2023, EMPLOYEES, PLAYERS & ALUMNI:

- + Volunteered more than 1,000 hours
- + Participated in impactful community activities in the community, including over 40 players and 100 employees

MAKING KAUFFMAN STADIUM MORE INCLUSIVE AND ACCESSIBLE

All are welcome at Kauffman Stadium, and that's why in partnership with JE Dunn and KultureCity, the Royals established two sensory rooms at The K located on both the first base and third base dugout concourses. These rooms provide a dedicated quiet space for families with sensory sensitivities that might otherwise make it difficult for them to attend a baseball game. The Royals also work with KultureCity to provide annual training to game day staff to ensure they are equipped to support guests with sensory needs. In addition, in partnership with Variety KC, the Royals upgraded three bathrooms at The K to include adult changing tables to ensure individuals with various toileting needs have appropriate facilities.

UPCOMING ROYALS FOUNDATION FUNDRAISING EVENTS

2014 AMERICAN LEAGUE CHAMPIONSHIP CELEBRATION: MAY 16, 2024

The 2014 American League Championship Celebration will be an opportunity to relive some of the greatest moments in Royals history alongside the 2014 AL Championship team as they reunite for a good cause. All proceeds from this event will benefit The Kansas City Royals Foundation to make a positive impact in our Kansas City community.

DIAMOND OF DREAMS: AUG. 8, 2024

Diamond of Dreams, presented by Blue Cross & Blue Shield of Kansas City, will be held at Kauffman Stadium. The event features appearances from current and former players and on-field entertainment. Along with great food, Diamond of Dreams will also feature a silent auction. This is a private event with limited sponsorship opportunities available.



QUEENS OF THE DIAMOND: AUG. 29, 2024

Queens of the Diamond is a unique women's event where women from corporate businesses in Kansas City come together to support the mission of the Kansas City Urban Youth Academy and fund its girls' softball program. The day is filled with networking opportunities, a softball tournament and a chance to win amazing prizes.



JOHN SHERMAN

CHAIRMAN & CEO

John Sherman is Chairman and CEO of the Kansas City Royals Baseball Club leading an ownership group that acquired the team on November 25, 2019. He previously served as Vice Chairman of the Cleveland Guardians Baseball Club. He is active in the business of Major League Baseball serving as chair of the Professional Development League (PDL) Executive Board and is a member of the Ownership Committee and Labor Policy Committee. He is also a member of the Executive Council.

Mr. Sherman is an entrepreneur, civic leader, and philanthropist who is extensively involved in communities throughout the Kansas City region.

His first startup, LPG Services, grew rapidly and merged with Dynegey (NYSE:DYN) in 1996. That same year, he founded Inergy, L.P. which became a public company in 2001. Mr. Sherman was the Chairman and CEO of Inergy, L.P. and Inergy Midstream, L.P. and led the company through a period of tremendous growth, creating a total enterprise value of nearly \$5 billion prior to merging with Crestwood Holdings in 2013.

Mr. Sherman is a past chair of the Civic Council of Greater Kansas City, the Truman Presidential Library Institute, and the Ewing Marion Kauffman Foundation. John and his wife, Marny, are founders of the Sherman Family Foundation which focuses on supporting education in the Kansas City region. He also serves on the Technology Acceleration Partners, LLC (TechAccel) Board of Directors.

Mr. Sherman has been recognized with numerous honors for his business, civic, and philanthropic leadership in Kansas City. He was a recipient of Ernst & Young's Entrepreneur of the Year award, and he was named Entrepreneur of the Year by UMKC's Bloch School of Business and the Council for Entrepreneurship and Innovation. In 2012, he received the Hope Award from the National MS Society for his philanthropic work in the Kansas City community.

In 2013, Mr. Sherman was awarded an honorary doctorate by the UMKC School of Education for his work in urban education. In 2014, he was inducted into the inaugural class of the Bloch School of Business Entrepreneurs Hall of Fame with a group that included Ewing Kauffman, the original owner of the Kansas City Royals who brought major league baseball back to Kansas City, and Lamar Hunt, founder of the American Football League (AFL) and owner of the Kansas City Chiefs. In 2017, Mr. Sherman was the recipient of the Henry W. Bloch Human Relations Award from the Jewish Community Relations Bureau/American Jewish Committee. Mr. Sherman was named the Greater Kansas City Chamber of Commerce's 2021 Kansas Citian of the Year and in 2022 was a co-recipient of the Outstanding Kansas Citian award presented by the Native Sons & Daughters of Greater Kansas City.



ROYALS INVESTMENT GROUP

Brooks Sherman

President, Business Operations
Kansas City Royals

Bill Gautreaux

MLP Holdings

Paul Edgerley

Co-Founder, VantEdge Partners

The Dunn Family & JE Dunn

The Michael & Marlys Haverty Family

Peter & Veronica Mallouk

President, Creative Planning

Patrick Mahomes

PlayBallKC LLC

Alan Atterbury

Blue Note, LLC
J.B. Hebenstreit
Don Wagner
The Bradley Family

Karen L. Daniel

Kent McCarthy

Founder, Jayhawk
Capital Management

Terry Matlack

Co-Founder, VantEdge Partners

Carl Hughes

Hughes Sports, LLC

Paul & Jonalee McLaughlin

PJM Baseball, LLC

The Lockton Family

Mike Trigg

Royal Gratitude, LLC

Jon Styslinger

KC3

Glenn Goldstein, M.D.

Seventh Inning Stretch, LLC

Rob Kaplan

Mariner Kemper

UMB Financial Corporation
w/ the Kemper family

Eric Stonestreet

Jay A. Pack

Pack Family Partnership

Mark Demetree

MCD Investments, LLC

Dan Dees

Goldman Sachs

Zachary Pack

BDT Capital



J.J. PICOLLO

EXECUTIVE VICE PRESIDENT & GENERAL MANAGER

J.J. Picollo officially became the seventh General Manager in franchise history on Sept. 12, 2021, and on Sept. 21, 2022, he was promoted to Executive Vice President and General Manager, overseeing baseball operations.

He previously held the title of Vice President/Assistant General Manager, Player Personnel from 2015-21, and served as the Royals' Assistant General Manager-Scouting & Player Development from 2008-15. Picollo joined Kansas City's Baseball Operations Department on Aug. 13, 2006 as Director of Player Development.

Picollo has been instrumental in Kansas City's player development during his tenure with the club. Since his arrival in 2006, the Royals have had 32 different players, coaches or trainers be selected to the All-Star Game, combining for a total of 54 All-Star selections. Of the 18 All-Star players among that group, 10 were originally drafted or signed by the Royals. During the same time, the Royals have produced seven different players who have earned a *Rawlings* Gold Glove Award, and that group has combined for 21 Gold Gloves. During Picollo's tenure, the Royals have also had four different players combine for seven Louisville Silver Slugger Awards.

In 2011, *Baseball America* named the Royals farm system No. 1 among all 30 teams, and they ranked the Royals system No. 5 in baseball entering the 2022 season. Many of those minor leaguers have graduated to the Major Leagues over the last two seasons, a stretch in which Kansas City has had 24 players make their debuts.

Picollo came to the Royals after serving as the Director of Minor League Operations for the Atlanta Braves beginning in 2005 and had been with the organization since 1999. Prior to his promotion as Director of Minor League Operations, Picollo served as the Assistant Director of Player Development after working as an Area Scouting Supervisor for Virginia, Maryland, Delaware, West Virginia, Pennsylvania, New Jersey and Washington D.C.

Before joining the Braves in 1999, Picollo served as Recruiting Coordinator and Hitting/Catching Instructor for five years, three at George Mason University and two at The George Washington University. He was drafted on two occasions by the Cincinnati Reds (1989 and 1993) and eventually signed with the New York Yankees after his senior year at GMU in 1994. He played his first two years of college baseball at North Carolina State University. He earned his bachelor's degree in communications at GMU and his master's degree in sports administration from The George Washington University.

ROYALS GENERAL MANAGERS

Cedric Tallis	1969-74
Joe Burke	1974-81
John Scheurholz	1981-90
Herk Robinson	1990-2000
Allard Baird	2000-06
Dayton Moore	2006-21
J.J. Picollo	2021-present

He and his wife, Nicole, reside in Leawood, Kan., with their three children: Michael, Ryan and Lauren.





RENE FRANCISCO

SR. VP, MAJOR LEAGUE & INTERNATIONAL OPERATIONS/ASST. GM

Rene Francisco is in his 18th season with the Royals and third as the Club's Sr. Vice President, Major League & International Operations/Assistant GM, after being promoted on Nov. 3, 2021. He served the previous seven years as the Vice President/Assistant General Manager-Major League & International Operations, beginning in 2015. He was originally named Special Assistant to the General Manager/International Operations on Aug. 13, 2006 and promoted to Assistant GM/International Operations on Nov. 2, 2012.

Francisco joined the Royals after working for the Atlanta Braves as Director of International Scouting in 2005. He returned to Atlanta after spending three years with the Los Angeles Dodgers as the Director of International Scouting. He initially joined the Braves in 1993 as an International Scout, a position he held for three seasons before he was promoted to Area Coordinator (Florida) during the 1998 season. He was the team's International Coordinator for Latin America from 2000-02.

He attended and played baseball at Indian River State College and Jacksonville University before being drafted in the 38th round by the Chicago Cubs in 1989. An outfielder, Francisco played two seasons in the minors before joining Palm Beach Community College as a coach.

He and his wife, Claudia, reside in Wellington, Fla. Their son, Diego, was selected by the Royals in the 40th round of the 2014 Draft.



ADAM P. SACHS

SR. VICE PRESIDENT, CHIEF LEGAL OFFICER

Adam Sachs is the Club's Senior Vice-President and Chief External Affairs Officer. Prior to joining the Royals in May 2021, he was a Partner at a large, regional law firm, and a managing director within the firm's governmental affairs joint venture. Sachs has extensive experience advocating at the local, state and federal levels of government, and has managed legal, government affairs and community relations aspects of several large, multi-dimensional real estate development projects.

Adam works with executive, regulatory and legislative bodies at the local, state and federal levels of government, as well as community, charitable and civic organizations, to advance the business objectives and interests of the Royals. He works across departmental lines with the legal, human resources, corporate partnerships, community impact and corporate communications teams to advance the interests of the Club. He also provides strategic advice and counsel to the Chairman and President of Business Operations on various Club-related matters, including special projects such as the stadium and ballpark district development.

Adam previously served in various senior legal and legislative roles on Capitol Hill, including Chief Counsel and Staff Director to a House Veterans Affairs Oversight & Investigations Subcommittee led by current House Majority Whip **James E. Clyburn** (D-SC). Adam was awarded special recognition for his "distinguished service to veterans" by the U.S. Department of Veterans Affairs Office of Inspector General (VA-OIG).

Sachs was recognized by Missouri Lawyers Media as an In-House Counsel of the Year for private companies in 2023. He is also included in the Missouri Lawyers Weekly's "Power List" for Sports & Entertainment Law.

A Kansas City native and lifelong Royals fan, Sachs is highly active in civic affairs, currently or having previously served as Chairman of the Board, Urban League of Greater Kansas City; Vice-Chair, **Harry S. Truman** Library Institute; Vice-Chair (and current Chair-Elect), Negro Leagues Baseball Museum; Co-Founder, Monarchs Club; President, University of Virginia Club of Kansas City; Treasurer and Executive Committee Member, American Jewish Committee/Jewish Community Relations Bureau (AJC/JCRB) of Kansas City; Executive Committee, Pembroke Hill School Alumni Association; Board of Directors, First Tee of Greater Kansas City; Board Member, New Reform Temple.

Sachs' baseball career fizzled out when his knees got the best of him as a backup catcher in the Ban Johnson Amateur League in Kansas City. He also has a journalism background, having been a photographer and sports editor for an award-winning school newspaper at the University of Virginia. His golf-related photographs have been published by Global Golf Post and GolfDigest.com.

Sachs received his Juris Doctorate from Washington University in St. Louis and his bachelor's degree in American Government from the University of Virginia. He and his wife, Julana, reside in Kansas City, Mo., and have four children: Haleigh Harper, Maggie Campbell (Andrew), Ellie Rose Sachs, and Phinney Sachs. Julana and Adam are also proud grandparents of Lynnne and Bode Campbell.



SCOTT SHARP

SR. VICE PRESIDENT, MAJOR LEAGUE OPERATIONS/ASSISTANT GM

Scott Sharp is in his 18th season with the Royals and second as the Sr. Vice President, Major League Operations/Assistant General Manager. He held the titles of Sr. Vice President, Assistant GM in 2022, Vice President/Assistant General Manager from 2018-21, Assistant General Manager of Baseball Operations from 2015-17 and Director of Player Development from 2013-14. Sharp joined the organization on Sept. 28, 2006 as Assistant Director of Player Development and was promoted to Director of Minor League Operations on Aug. 1, 2008.

Sharp has been instrumental in all facets of Baseball Operations during his tenure in Kansas City. Focused on player development upon arrival, Sharp's responsibilities have grown to include Major League operations, roster management, player acquisition, arbitration, contract negotiations, professional scouting, advance scouting and analytics integration. Sharp has been involved in many special projects including the 2015 Surprise Complex renovations and The Fountains, an 88,000 square foot residential and player development facility located in Arizona.

Since his arrival in 2006, the Royals have had 32 different players, coaches or trainers be selected to the All-Star Game, combining for a total of 54 All-Star selections. Of the 18 All-Star players among that group, 10 were originally drafted or signed by the Royals. During the same time, the Royals have produced seven different players who have earned a *Rawlings* Gold Glove Award, and that group has combined for 21 Gold Gloves. During Sharp's tenure, the Royals have also had four different players combine for seven Louisville Silver Slugger Awards.

Sharp joined the Royals after serving as an Area Scout for eight seasons with three Major League clubs, including the Texas Rangers for two seasons (2005-06), where he worked as an Area Scout responsible for North Carolina, South Carolina and Georgia. Prior to joining Texas, he was an Area Scout for Pittsburgh for two seasons (2003-04) and the Los Angeles Dodgers for four years (1999-2002). He was named the Dodgers Scout of the Year in 2000.

Sharp began his professional career as a 25th-round selection of the Cincinnati Reds in 1994, and was a catcher in the Reds system through the 1997 season. He earned his bachelor's degree in accounting from the George Washington University, where he played four seasons as an infielder, catcher and pitcher.

A native of Baltimore, Md., he currently resides in Lee's Summit, Mo., with his wife, Kim, and sons, Hayden and Myers.



BROOKS SHERMAN

PRESIDENT, BUSINESS OPERATIONS

R. Brooks Sherman Jr. (no relation to Mr. **John Sherman**) is in his fifth year with the Royals and second as the President of Business Operations, after serving for three years as the Sr. Vice President/Chief Operating Officer. In his current role, Sherman oversees business operations and administration. He also serves in a financial advisory role with Royal Blue Equity, LLC, the entity comprised of the Kansas City-based investment group formed to purchase the Kansas City Royals. He served in a similar capacity from 2016-19 as part of John Sherman's minority ownership in the Cleveland Guardians.

From December 2000 to June 2013, Brooks served as Chief Financial Officer, and ultimately President, of Inergy, L.P. and its affiliates, including two additional publicly traded Master Limited Partnerships. Prior to its merger with Crestwood Midstream Partners, L.P. in 2013, Inergy had achieved total enterprise value of nearly \$5 billion through its ownership and management of growth oriented natural gas storage and transportation infrastructure and retail propane distribution businesses. He began his career as a CPA in public accounting with KPMG and Ernst & Young before spending 17 years in executive accounting and finance roles with publicly-traded finance and energy companies.

Brooks earned his Bachelor of Science degree in accounting from Missouri State University in 1988. He serves on the Board of Directors of the Juvenile Diabetes Research Foundation-Kansas City Chapter and is also a member of the Board of Directors of The Greater Kansas City Chamber of Commerce.

Brooks and his wife, Carol, have three sons: Nick, Alex and Hank.

SENIOR ADMINISTRATION (CONT.)



JASON SINNARAJAH

SR. VICE PRESIDENT, CHIEF OPERATING OFFICER

Jason Sinnarajah joined the Royals in August 2023 as the Sr. Vice President, Chief Operating Officer. In this role, Jason oversees the business analytics, ticket operations, technology and stadium operations departments as well as the team's relationship with its food and beverage and retail partners at Kauffman Stadium.

Prior to joining the Royals, Jason was Senior Vice President of Business Administration for the Buffalo Bills from 2020-23 where he oversaw ticket and premium sales, marketing, community relations, stadium operations and strategy and analytics. In that time, he led stadium operations during a period of COVID-19 fan protocols with New York State, managed the concessionaire partnership at Highmark Stadium, created a strategy and analytics teams to support the Buffalo Bills and Buffalo Sabres, grew the team's marketing app audience to Top 5 in the NFL across engagement and registered users and increased overall revenue by 40%. Jason also helped lead efforts to secure a new stadium for the Bills through the building of economic business cases to ownership and local/state government officials for a new stadium in Orchard Park, N.Y. Jason had prior sports experience with the Cleveland Guardians Strategy and Analytics team from 2012-15. During his tenure, he negotiated a new partnership for their food and beverage business, acquired capital to renovate Progressive Field, set and managed revenue and sales compensation goals across premium seating, ticket sales and corporate partnerships and led efforts to bring an All-Star Game to Cleveland.

Outside of sports, Jason spent five years in media and corporate development at Ziff Davis and the Weather Company. At the Weather Company he led business development partnerships with large global media platforms such as Apple, Meta, X and Google, and negotiated media deals with international media companies. At Ziff Davis, Jason led data and e-commerce focused business units and was involved in several M&A transactions to expand the company's presence in e-commerce and media. Jason also spent five years at Google where he was responsible for an internal consulting team across the Asia-Pacific region and lived in Tokyo and Sydney. He also held a role leading Google's partnership across global media and sports and helped build out Google's early entrance into sports-related content through partnerships with ESPN, and sports leagues such as MLB, NFL, NBA and the NHL.

A native of Toronto, Canada, Jason earned his MBA from the University of Virginia's Darden School of Business and a bachelor's degree in finance and marketing from Boston College. Jason and his wife, Jessica, live in Mission Hills, Kan. and have two sons: Taylor (12) and Matthew (9).



SARAH TOURVILLE

EXECUTIVE VP, CHIEF COMMERCIAL AND COMMUNITY IMPACT OFFICER

Sarah Tourville is in her fifth season with the Royals and second as the Executive Vice President, Chief Commercial and Community Impact Officer. In her role, she oversees the revenue, creative/content, marketing and community impact teams.

Prior to taking the job with Kansas City, Tourville worked with sports media companies Fox Sports and ESPN for 20 years. She most recently worked for Fox, creating and managing the Brand Partnership Team. Her team was responsible for developing innovative and unique content offerings to support a business plan of \$2 billion. She also led the strategic planning and collaboration for each of Fox's major sports partnerships, including the NFL, MLB, college football and basketball, FIFA and NASCAR. She was tasked with aligning the technology initiatives to brands and monetizing Fox's initiatives, which included developing and championing a digital strategy connecting content to Facebook, Twitter, Instagram and Snapchat.

Tourville also spent 13 years with ESPN, overseeing the Midwest National office in Chicago. At ESPN, she was responsible for managing a team of 40-plus people with a revenue goal of \$350 million across ESPN networks, digital, mobile, audio and print properties. She also engaged with the top few hundred brands, connecting their objectives to ESPN's content.

Her 20-plus years in the sports industry has provided opportunities across media, marketing, content development and distribution as well as public relations/communications. Tourville has managed significant revenue partnerships and been successful due to focus on strategic planning and the ability to innovate and anticipate trends and change.

A native of St. Louis, Mo., Tourville graduated from Miami University (Ohio). She has two children: Lilly (16) and Ben (14), and when she is not attending their own sporting games she is likely traveling with them, cooking or working out.

Tourville serves on the Board for the Kansas City Sports Commission, The Service Bureau, The St. Louis Sports Commission and several committees related to her children's school and sports.

VICE PRESIDENTS



WHITNEY BEAVER

VICE PRESIDENT, CHIEF FINANCIAL OFFICER

Whitney Beaver is in her third year as the Royals Vice President, Chief Financial Officer. In her current role, Whitney leads the Club's accounting, finance and payroll functions, including financial reporting, forecasting, tax compliance and treasury management. Whitney also serves as a Board Member and Treasurer for The Kansas City Royals Foundation and The Kansas City Urban Youth Academy.

Whitney joined the organization in August 2018 as Director of Finance. Prior to the Royals, she spent six years at Hyatt Hotels' corporate headquarters in Chicago, serving in various financial reporting and technical accounting roles. Whitney is a CPA and graduated with a master's degree in accounting from the University of Kansas. She began her career in public accounting with KPMG, spending time in the firm's Kansas City and Chicago offices.

Whitney resides in Kansas City, Mo. with her husband, Ed, and their children, Sylvia and Edward.



ANTHONY BLUE

VICE PRESIDENT, TICKET OPERATIONS

Anthony Blue is entering his third season as the Royals Vice President of Ticket Operations. In this role, Anthony oversees all aspects of ticketing for the club including ticket technology, distribution, reporting and gameday operations.

He joined the organization in August 2012 as Manager of Ticket Operations and was promoted to Senior Director of Ticket Operations in November 2013. Anthony's career began in 2003 as an intern with the Oakland Athletics, before working his way up to Box Office Manager. Anthony graduated from the sports management program at the University of Kansas in 2004.

He resides in Overland Park, Kan. with his wife, Valerie, and their children, Alexa and Michael.



GEORGE BRETT

VICE PRESIDENT, BASEBALL OPERATIONS

George Brett is in his 31st season as the Royals Vice President of Baseball Operations, continuing his long-time association with the organization. The 70-year-old Hall of Famer, who was selected by the Royals in the 2nd round of the 1971 June Free Agent Draft, spent his entire big league playing career in Kansas City before moving into the front office following his retirement in 1993.

During the 2013 season, Brett took on the role of Interim Hitting Coach, being named to the position on May 30. He served in that capacity until July 25, when he resumed his role as Vice President, Baseball Operations and **Pedro Grifol** was named full-time Hitting Coach.

Brett was inducted into Baseball's Hall of Fame in July of 1999 after receiving 98 percent of the votes, the 8th-highest mark in history. He played 21 seasons for the Royals and recorded 3,154 hits, won three batting titles (1976, 1980 and 1990) and a Most Valuable Player Award (1980). The Royals retired Brett's number 5 and inducted him into the club's Hall of Fame on May 14, 1994.

Brett is involved in numerous charitable causes as well as several enterprises. He and his brothers own Brett Brothers Sports International, which manufactures bats, gloves and other baseball equipment. Brett Brothers also own interest in several professional teams.

In 2018, Brett led a group of Royals alumni to visit U.S. troops in the Middle East as part of Fox Sports Kansas City's "This One's For You" broadcast. In December 2023, MLB Network aired a documentary titled "Brett" that featured unfiltered and raw interviews with the Hall of Famer.

George and his wife, Leslie, have three sons: Jackson, Dylan and Robin.

VICE PRESIDENTS (CONT.)



JEFF DAVENPORT

VICE PRESIDENT, MAJOR LEAGUE TEAM OPERATIONS

Jeff Davenport enters his 31st year in professional baseball, 25th season with the Royals and third as Vice President of Major League Team Operations, after spending the previous 15 years as the Senior Director of Team Travel/Clubhouse Operations. He also serves on the Executive Board of the Royals Hall of Fame.

Davenport was the Hitting Coach for the Royals short-season club at Spokane in the Northwest League in 2000 and was named Manager of Team Travel in November 2000. Davenport was promoted to Director of Team Travel prior to the 2004 season and then to Senior Director of Team Travel in 2005. He was selected as the Travel Coordinator for the Major League All-Star tour of Japan in 2006.

Davenport began his professional baseball career in 1994 when he was signed as a free agent by the Boston Red Sox. He was a catcher in the Red Sox system until 1996, when he served part of the year as Boston's Major League Bullpen Catcher. He coached in the Arizona Diamondbacks organization from 1997-98 and worked in their baseball operations department during the offseason. He spent the 1999 season as the Bullpen Catcher for the Chicago Cubs.

A native of Greenville, Ohio, Davenport received his bachelor's degree in communications from Youngstown State (Ohio), where he played four seasons as a catcher. Davenport and his wife, Celine, reside in Overland Park, Kan., with their son, Jack.



IRIS EDELEN

VICE PRESIDENT, PEOPLE & CULTURE

Iris Edelen is entering her third season as the Royals Vice President of People and Culture, after joining the organization in December 2021. In this role, Iris oversees the club's Human Resources department. This department is responsible for recruiting, benefits, hiring and all functions of human resources for the Club.

She previously worked for five years with Orion where she served in many roles of increasing responsibility, lastly as the Director of Human Resources. Prior to that, she spent three years with Live Nation Entertainment, serving as the primary nationwide human resource contact for more than 5,000 employees in their USA Concerts division, and was the founding member of the company's diversity committee. An Austin, Texas native, Iris graduated from the University of Houston with a degree in business administration.



LONNIE GOLDBERG

VICE PRESIDENT, PLAYER PERSONNEL

Lonnie Goldberg is in his 17th season with the Royals and third as Vice President of Player Personnel, after serving for three years as the Assistant GM of Amateur Scouting. He presided over the Royals Draft efforts from 2011-22 and previously served as the club's Director of Scouting for eight years and was the Director of Baseball Operations for three seasons.

Prior to joining the Royals, Goldberg spent the previous six seasons in Atlanta, serving as an Area Scout before becoming the National Scouting Supervisor. As an Area Scout, he covered various territories including Canada and the Northeast. He also has scouted the junior college ranks extensively.

The Fairfax, Va., native was a 27th-round selection by the Texas Rangers in 1993 following a standout career at George Mason. At GMU, he played for Dayton Moore and with J.J. Picollo. An infielder, Goldberg played three seasons in the minors with Texas before playing in both the Independent Leagues and overseas in Taiwan. He ended his playing career in 2000 in the Rockies system before managing the Yuma Bullfrogs in the Independent Western League in 2001. He and his wife, Blythe, son, Jaxon, and daughter, Jaden, reside in Overland Park, Kan.



BRIAN HIMSTEDT

VICE PRESIDENT, TECHNOLOGY & BUSINESS ANALYTICS

Brian Himstedt is entering his third season as the Royals Vice President of Technology and Business Analytics. He provides strategic direction and oversees club investments in technology infrastructure and operations, cybersecurity, implementation and support of business systems, business data architecture, and business analytics and reporting.

He started with the Royals in November 2009 as Senior Director of Information Systems. Prior to joining the organization, Brian spent four years leading interactive marketing and client strategy at Brighton, an ad agency in St. Louis, Mo. He previously worked in consulting, initially with Accenture's Consumer Products practice, followed by time at Daugherty Business Solutions.

Brian graduated from Missouri S&T with a degree in mechanical engineering in 1994. He lives in Overland Park, Kan. with his wife, Melissa, and their two sons, Josh and A.J.

VICE PRESIDENTS (CONT.)



DR. DANIEL MACK

VICE PRESIDENT, RESEARCH & DEVELOPMENT/ASSISTANT GM

Dr. Daniel Mack is entering his 12th season with the Royals and third as the Vice President, Assistant GM of Research & Development. In this role, Dr. Mack oversees the entire quantitative analysis staff as well as the performance science department. He has previously held titles as the Assistant General Manager of Research & Development from 2019-21, Senior Director of Quantitative Analysis/Amateur Scouting in 2018, Director of Baseball Analytics/Research Science from 2015-17 and Analyst in Baseball Analytics from 2013-14.

Prior to joining the Royals, Mack earned a doctorate in computer science from Vanderbilt University. At Vanderbilt, Mack's dissertation focused on machine learning and anomaly detection. While pursuing his doctorate, he worked as a research assistant at the Institute for Software Integrated Systems, where he and his research group won the NASA Associate Administrator Award for Technology and Innovation for work combining machine learning with fault diagnosis.

Mack was a teaching assistant while completing his master's degree in computer science with a concentration in machine learning at Columbia University in New York. He graduated with a bachelor's degree in computer science from the University of Notre Dame in 2006. A native of Reno, Nev., he now resides in Kansas City, Mo.



LUIS MAES

VICE PRESIDENT, COMMUNITY IMPACT

Luis Maes joined the Royals in October 2022 as the Vice President of Community Impact after serving as the Head of Global Social Impact at Electronic Arts (EA). Prior to EA, Luis created and led a first-of-its-kind team at Nike that leveraged \$3 billion of corporate assets to bring community impact; diversity, equity and inclusion (DEI); and environmental sustainability to life in the communities where Nike employees and athletes live, work and play. He also led strategic planning for Nike's global social impact strategy—which has been recognized as an industry-leading approach and resulted in game-changing impact for communities all over the world. Before joining

Nike, Luis led social and community impact efforts at Walmart and in the government and nonprofit sectors.

With the Royals, Luis leads the Community Impact Department—including The Kansas City Royals Foundation, the Kansas City Urban Youth Academy and Royals Hall of Fame & Ballpark Experiences—that is using the power of sport and baseball to unleash human potential and move the community forward.

Luis holds a bachelor's degree from the University of Virginia and master's degrees from Harvard University and Duke University. Luis and his wife, Margaret, live in Overland Park, Kan. with their three children, Santiago, Camila and Lucho.



SAM MELLINGER

VICE PRESIDENT, COMMUNICATIONS

Sam Mellinger is entering his third season as the Royals Vice President of Communications, after being hired in December 2021. In this role, Mellinger oversees the club's communications both on the field and off with fans and media. Among other responsibilities, the department is responsible for the publication of the team media guide, yearbook, press releases and daily game notes.

Mellinger joined the Royals following a 21-year run at The Kansas City Star, including the previous 11 as a sports columnist. In his two-plus decades at The Star, Mellinger covered everything from high school sports to the Olympics, Super Bowls and World Series. His work was honored nationally by the National Headliner Awards and Associated Press Sports Editors for columns, features and projects. He was also honored by the state APSE body and appeared regularly on TV and radio both locally and nationally.

In 2014, Mellinger co-authored the book "The Art of Scouting: Seven Decades Chasing Hopes and Dreams in Major League Baseball" with the late **Art Stewart**, a longtime Royals scout. A 2000 graduate of the University of Kansas, Mellinger resides in Kansas City with his wife, Katie, and sons Sammy and JB.



DANNY ONTIVEROS

VICE PRESIDENT, SCOUTING

Danny Ontiveros is in his 18th season with the Royals organization and first as the Vice President of Scouting. He previously was the Director of Amateur Scouting from 2022-23, the Assistant Director of Scouting from 2017-21 and has also worked in the organization as an Area Scout, West Coast Supervisor and a National Cross Checker.

His scouting career also includes stints with the St. Louis Cardinals (1998-2004) and Chicago White Sox (2005-2007). The 2008 **Art Stewart** Scout of the Year played baseball at Santa Ana College, where he was teammates with former Royal **Bob Hamelin**. He finished his collegiate career at Sacramento State. Ontiveros currently resides in Laguna Niguel, Calif., with his wife, Julie and daughter Casey.

VICE PRESIDENTS (CONT.)



MIKE POST

VICE PRESIDENT, GENERAL COUNSEL

Mike Post joined the Royals in December 2023 as Vice President, General Counsel. He previously served in an Asst. General Counsel capacity since 2002, including at Inergy, L.P. and most recently with Crestwood Equity Partners beginning after its merger with Inergy in 2013.

Post graduated from the Creighton School of Law in Omaha, Neb. He and his wife, Anne, reside in Kansas City, Mo. and have two sons, Alex (19) and Johnny (16).



ISAAC RIFFEL

VICE PRESIDENT, BALLPARK OPERATIONS

Isaac Riffel is in his 17th season with the Royals and third as Vice President of Ballpark Operations. In this role, he is responsible for ballpark operations, guest experience, ballpark security and ballpark engineering.

He started with the Royals in February 2008 as a Stadium Operations Assistant, and was eventually promoted to Ballpark Services Manager in 2009, Director of Event Operations in 2013 and Senior Director of Ballpark Operations in 2018.

The Phillipsburg, Kan. native graduated from the University of Kansas with a Bachelor of Education in exercise science with a sports management emphasis. He currently resides in Olathe, Kan. with his wife, Ashleigh, and their children Reeslyn, Raef and Raelyn.



ALEX SCHULTE

VICE PRESIDENT, CORPORATE PARTNERSHIPS

Alex Schulte is in his third year as the Royals Vice President of Corporate Partnerships, after joining the organization in December 2021. Prior to joining the Royals, Alex served as the Senior Director of Corporate Partnerships for both the New Orleans Pelicans and Saints from 2016-21. During his five-year stint in New Orleans, Alex was an integral part of their department leadership, overseeing the partnership strategy and sales teams while also helping to secure the naming rights to the Caesars Superdome.

He began his professional career as an MBA intern with International Speedway Corporation in Daytona Beach, Fla. in 2010, before being hired full-time as a Partnership Sales Manager. He was promoted to Partnership Sales Director in 2013 and remained in that role until his move to New Orleans in 2016.

Alex graduated from Florida State University in 2008 with a degree in business management. He continued his academic career at San Diego State University, where he earned his MBA in 2010. Alex and his wife, Eden, live in Leawood, Kan. with their two children, Adeline (8) and Easton (6).



TONY SNETHEN

VICE PRESIDENT, PINE TAR COLLECTIVE

Tony Snethen joined the Royals in June 2021 as the Vice President of Brand Innovation and Agency lead of Pine Tar Collective, following a 17-year run with VMLYR as the Executive Creative Director. He has been recognized globally for award-winning work on brands such as Gatorade, Dicks Sporting Goods, Pepsi, Red Bull, among many others.

With the Royals, Snethen oversees Pine Tar Collective, a diverse creative team with cross channel experience that engages with consumers while delivering on the brand and partnership objectives. Given his 20 years in the industry developing, delivering and being recognized for his innovative approach, he is a players' coach as it relates to motivating and inspiring his team to deliver the best work possible.

Tony's success comes from his ability to bring both a high level of inspirational and strategic thinking while being pragmatic in respect to user behavior and partners business needs. Beyond driving towards award-winning creative, Tony is a strong leader in business development, managing senior client relationships and community-driven relationships.

The Pine Tar Collective department was created in 2021 with the mission of innovating the ways in which the Royals attract, engage and inspire fans, partners and the community.

Snethen attended Kansas State University, and is a lifelong Royals fan. Tony lives in Overland Park, Kan. with his wife Rachelle and sons Braylon and Bryson.



MIKE ARBUCKLE

SR. ADVISOR TO THE GM

Mike Arbuckle is in his 16th season with the Royals as Senior Advisor to the General Manager. He previously served the Philadelphia Phillies as Assistant General Manager/Scouting and Player Development from October 2001 until he joined the Royals in November 2008. Prior to that, he served as the Phillies Director of Scouting, beginning in 1992.

Arbuckle was named the Major League Baseball Midwest Scout of the Year in 2015.

He also received a Legends of Scouting Award from the Professional Baseball Scouts Foundation in 2013. In his role with the Phillies, Arbuckle was responsible for overseeing the scouting staff, amateur draft, international scouting program and professional scouting program. He also oversaw the player development staff and minor league instructional program along with assisting the General Manager with Major League player personnel decisions such as trades and free agent acquisitions.

Arbuckle began his scouting career as a Part-Time Scout with the Phillies in 1977 before joining the Atlanta Braves in 1980 for a 12-year stint in which he served as an Area Scout, Regional Scouting Supervisor and National Cross-Check Scout. He has scouted at all levels during his career.

A graduate of Trenton (Mo.) High School and North Central Missouri College, Arbuckle received a bachelor's degree in education from Northwest Missouri State University and a master's in secondary education from the University of South Alabama. He was a 1969 draft selection by the St. Louis Cardinals.

Arbuckle and his wife, Martha, reside in Liberty, Mo. They have two daughters, Shelly and Kellie, four grandchildren: Bethni, Austin, Katey and Emma, and four great-grandchildren: Addison, Aiden, Dawson and Myer.



TOM McNAMARA

SPECIAL ASSISTANT TO THE GENERAL MANAGER

Tom McNamara is in his fourth season with the Royals as a Special Assistant to the General Manager. He has 30 years of professional scouting experience, including 13 years with Seattle as the Special Assistant to the General Manager from 2016-20 and Director of Amateur Scouting from 2008-16.

He oversaw eight Mariners drafts from 2009-16, which produced 48 Major League players including **Kyle Seager** (2009), **Taijuan Walker**, **James Paxton** (2010), **Mike Zunino**, **Edwin Diaz**, **Chris Taylor** (2012), **Tyler O'Neill** (2013) and **Kyle Lewis** (2016).

He was the recipient of the 2015 **A.B. "Turk" Karam** Award, as voted on by New York City area scouts. McNamara was previously an Area Scout for Seattle from 1994-2000, mostly covering the Northeast. He also had stints with Milwaukee (2001-02, 2008) and San Diego (2003-07) in different scouting roles. McNamara signed several Major League players, including All-Star first baseman **Prince Fielder**.

He signed with the Mariners as a non-drafted free agent in 1988 and played one season in the Northwest League for the Bellingham Mariners. Following his playing career, he spent three years as a baseball coach at Rockland Community College in Suffern, N.Y.

McNamara graduated from Dominican College in Blauvelt, N.Y., with a bachelor's degree in humanities and is a current member of the board of trustees. As a center fielder, he set the New York State College record for most stolen bases in a season with 71 in 1988. He is a member of the Rockland Community College and Dominican College Athletic Hall of Fame.

A native of Pearl River, N.Y., McNamara has a son, Martin, and resides in Haverstraw, N.Y.



JACK MONAHAN

DIRECTOR, BASEBALL ADMINISTRATION

Jack Monahan is in his 15th year with the Royals organization and first as the Director of Baseball Administration. He previously served as the Director of Baseball Operations/Amateur Scouting in 2023, Director of Baseball Operations/Scouting and Player Development in 2022, Coordinator of Scouting Operations from 2017-21, Assistant to Amateur Scouting from 2013-16 and Baseball Operations Intern from 2011-12. He began with the organization as a Minor League Video Intern with Northwest Arkansas in 2010.

An Overland Park, Kan., native, and Shawnee Mission South graduate, Monahan earned his bachelor's degree in psychology from Dartmouth College in 2009. While at Dartmouth, he was a catcher with the baseball team for four seasons and captained the 2009 Ivy League Championship squad. He resides in Overland Park, Kan. with his wife, Liz, daughters, Blake and Miller, and son, Wes.

BASEBALL OPERATIONS FRONT OFFICE



NATE ADCOCK

ASSISTANT DIRECTOR, PITCHING PERFORMANCE/SCOUTING

Nate Adcock enters his second season as the Assistant Director of Pitching Performance/Scouting after he re-joined the Royals in 2020 as a Pro Scout, following a 10-year playing career that included four years in the Majors with Kansas City (2011-12), Texas (2014) and Cincinnati (2015). A 5th round pick by Seattle in 2006, he underwent Tommy John surgery in 2015 and spent the 2016-17 seasons rehabbing in Baltimore's system but did not pitch. His post-playing career began in 2019, when he served as an Area Scout with the Marlins, covering Kentucky, Indiana, Ohio and Michigan. Adcock and his wife, Samantha, have three children: daughters Lennon (9)

and Karlie (5), and son, Tate (6).



JARED HINTON

COORDINATOR, BASEBALL ADMINISTRATION

Jared Hinton is entering his 11th season with the Royals and his first as the Coordinator of Baseball Administration, following two seasons as a Baseball Operations Assistant from 2022-23. He previously worked as the Major League Video/Baseball Operations Trainee in 2021, the Minor League Video Intern at the Alternate Site in 2020 and at Burlington in 2019. He got his start with the organization as a Visitor's Clubhouse Attendant/Bat Boy from 2014-19.

Hinton graduated from the University of Missouri-Columbia in 2019 with a bachelor's degree in journalism. He also served as a student manager with the Mizzou baseball team from 2017-19. He currently resides in Blue Springs, Mo.



DAVE HOLTZMAN

BASEBALL INFORMATION & COMMUNICATIONS STRATEGIST

Dave Holtzman is in his first season with the Royals as the Baseball Information and Communications Strategist, after re-joining the organization in a full-time capacity in November 2023. He previously was with the club from 2004-13 when he worked his way up from Media Relations Intern to Director of Media Relations, a role which he filled for seven years before spending 2013-14 as Director of Communications with the San Diego Padres. He returned to Kansas City in 2014 and served as Associate Producer of Baseball Information with Fox Sports/Bally Sports Kansas City from 2014-2023.

Holtzman graduated with a bachelor's of science degree in sports management from the University of Kansas in 2000 and received his master's degree from KU in sports administration in 2003. A San Diego native, he worked for five summers (1997-2001) in the entertainment department of the San Diego Padres and interned with the Pacific Life Holiday Bowl, the KU Athletics Department and noted baseball author **Bill James**. He and his wife, Kerri, reside in Olathe, Kan., with their son, Will, and daughter, Julia.



EMILY PENNING

EXECUTIVE ASSISTANT TO THE GENERAL MANAGER

Emily Penning is in her 17th season with the Royals and her 12th as Executive Assistant to the General Manager. Penning joined the Royals as Administrative Assistant to Baseball Operations in 2008 after previously working for the Atlanta Braves organization, where she was the Human Resources Coordinator from 2004-08.

Prior to working for the Braves, Emily worked at Turner Broadcasting System, Inc., as the Turner Temp Coordinator. Before moving to Atlanta, she lived in her hometown of Springfield, Ill., and her work experience included positions within the Ameren Corporation and the United States Secret Service.

Penning attended Southern Illinois University and Lincoln Land Community College. She resides in Kansas City, Mo.

RESEARCH & DEVELOPMENT



CHRISTINE HARRIS

DIRECTOR, RESEARCH & DEVELOPMENT

Christine Harris is entering her first season with the Royals as the Director of Research and Development, following a three-year run with the Pittsburgh Pirates as the Assistant Director, Research and Development in 2023 and as the Pro Player Valuation Analyst from 2021-22. Prior to joining the Pirates, Harris spent three years with The Brattle Group as a Research Analyst from 2016-18.

She earned her master's degree in statistics from the London School of Economics and Political Science. Harris completed her undergraduate education at the University of Virginia, with a bachelor's degree in applied statistics.

Harris now resides in Kansas City, Mo.



PAUL TURNER

LEAD DEVELOPER

Paul Turner is in his eighth season with the Royals and third with the title of Lead Developer, after serving the previous five years as the Sr. Developer of Baseball Systems. His primary responsibilities include building software to automate the importing of data from several sources as well as developing applications used to help evaluate prospects, track player development and prepare for opponents.

Turner came to Kansas City after working at Indiana University as a Sr. Developer in the Kelley School of Business. He received a Master of Science degree from IU in computer science in 2013, while he graduated from DePauw University (Ind.) with a bachelor's degree in philosophy in 2008. A native of Columbus, Ind., Turner resides in Kansas City, Mo.



ERIN MESSEL

FRONT END DEVELOPER, BASEBALL SYSTEMS

Erin Messel is entering her second season as a Royals Baseball Systems Front End Developer. In her position, she collaborates with baseball operations staff and developers to create and improve internal analysis and informational tools.

Prior to joining the Royals, Erin worked in the higher education technology space for more than 10 years at Anthology (formerly iModules), developing websites as a Web Designer and Developer, before transitioning to User Interface Design. Her primary goals were to improve the student experience and connect alumni with their alma mater. Erin graduated from the University of Evansville in Indiana in 2008 with bachelor's degrees in internet technology and communications. She is a Kansas City native, and currently lives in Olathe, Kan. with her husband, son and dog.



JOE SAN DIEGO

SR. DEVELOPER

Joe San Diego is in his eighth season with the Royals and third as the Sr. Developer. He previously held the title of Baseball Systems Developer. In his position, he collaborates with the baseball operations staff to create informational tools for the front office, analysts, coaches, scouts and players.

Prior to joining the organization, San Diego served as a Sr. Staff Engineer in QA Automation at Palo Alto Networks in Santa Clara, Calif.

San Diego graduated from Cal Poly-San Luis Obispo in 2011 with a bachelor's degree in computer engineering. He resides in Blue Springs, Mo., with his wife, Lisa, and their two dogs, Sophie and Bo.



JENNY SEGELKE

DEVELOPER, BASEBALL SYSTEMS

Jenny Segelke is in her sixth year with the Royals, serving as the Baseball Systems Developer. She joined the club in March 2019. In her role, she builds software to automate the importing of data from several sources and collaborates with the Baseball Operations staff to develop applications used to help evaluate prospects, track player development and prepare for opponents.

She previously served as a Sr. Software Engineer for DST Systems in Kansas City from 2008-19. Segelke received her bachelor's degree in mathematics from Benedictine College (Kan.) in 2008. While at Benedictine, she was a catcher on the Ravens' softball team for four years. A native of Lawson, Mo., Segelke currently resides in Kearney, Mo., with her husband, Tim, and dogs, Duke and Winnie.

RESEARCH & DEVELOPMENT (CONT.)



BRANDON NELSON

COORDINATOR, R&D/PITCHING DEVELOPMENT

Brandon Nelson is in his fifth season with the Royals and first as the Coordinator of Research & Development/Pitching Development. He previously served as the Royals Analyst for Research & Development/Player Development for two seasons after joining the organization in 2020 as a Player Development Coach in Omaha. In his new role, Brandon will help oversee R&D and Pitching initiatives at both the Major and Minor League levels.

Brandon graduated from Willamette University in 2019 with a degree in computer science and minors in mathematics and economics. During his time at Willamette, Brandon was a pitcher for the baseball team and a Sports Information Assistant for the athletic department. A native of Murrieta, Calif., he now resides in Overland Park, Kan., with his wife, Reanna.



PETE BERRYMAN

ANALYST, MAJOR LEAGUE STRATEGY

Pete Berryman begins his first season with the Royals as an Analyst, Major League Strategy. He joins the Royals after spending the past two years as a Software Engineer for Stack Sports. Before joining Stack Sports, Berryman was a Software Developer for SAS from 2019-21.

He earned his master's degree in analytics from Georgia Tech in 2023 following the completion of his undergraduate degree in industrial engineering from Auburn University in 2018. While at Auburn, Berryman played as a wide receiver on the football team and went on to compete professionally with the Edmonton Eskimos of the Canadian Football League in 2018.

Berryman resides in Fort Worth, Texas with his wife, Brooke.



MICHAEL CIFUENTES

SENIOR ANALYST

Michael Cifuentes returns for his second stint with the Royals in 2024 as a Senior Analyst. He spent the 2023 season with the Boston Red Sox as the Coordinator, Baseball Strategy/Personnel. Prior to his time with the Red Sox, Cifuentes worked eight seasons with the Royals from 2015-22, serving as an Analytics Intern in 2015, Assistant to Baseball Operations from 2016-17 and Director, Professional Scouting from 2018-22. He completed internships with the Washington Nationals and New York Mets before joining the Royals.

He was a four-year letter winner at Wesleyan University (Conn.), where he served as the team's co-captain during his senior season, while he was named the Most Improved Player as a sophomore. Cifuentes graduated from Wesleyan in 2010 with a bachelor's degree in economics. He earned his master's degree in applied statistics from Texas A&M in 2017. A native of College Station, Texas, Cifuentes currently resides in Hingham, Mass. with his wife, Lauren, and son, Dawson.



DAN GUSTAFSON

RESEARCH SCIENTIST

Daniel Gustafson begins his first season with the Royals in 2024. He spent the previous two years as a Data Scientist with the United States Department of State in the Office of Advanced Analytics within the Bureau of Conflict and Stabilization Operations. Before joining the Department of State, Gustafson served as a Data Scientist, Research and Development with the Pittsburgh Pirates during the 2021 season.

He received his doctoral degree in political science from the University of North Carolina at Chapel Hill in 2020 and his bachelor's degree in political science from the University at Albany in 2013.

A Buffalo, N.Y. native, Gustafson currently resides in Boone, N.C.



ALAN KOHLER

ANALYST, RESEARCH & DEVELOPMENT

Alan Kohler is entering his third season with the Royals as an Analyst, Research & Development. He joined the organization in May 2022, the same month he graduated from Georgia Tech, where he studied physics with minors in astrophysics and computer science. During his time at Georgia Tech, he served as a student manager for the baseball team.

In 2021, he was a Data Analyst for the Wenatchee AppleSox of the West Coast League. From 2019-20, he was an intern in the Office of Coast Survey at the National Oceanic and Atmospheric Administration. Kohler now lives in Kansas City, Mo.

RESEARCH & DEVELOPMENT (CONT.)



GABRIEL LEVY

ANALYST, AMATEUR SCOUTING

Gabriel Levy is in his first season with the Royals as an Analyst, Research and Development/Amateur Scouting. He joins the Royals after spending 2023 with Driveline Baseball as a Research and Development Baseball Operations Intern. Levy played baseball and earned his master's degree in data science from Indiana University in 2023. He completed his bachelor's degree in mathematics at Davidson College, pitching four years with the Wildcats from 2019-22.

The Seattle, Wash. native now resides in Kansas City, Mo.



NICK LOEFFELHOLZ

PRO PLAYER ANALYST

Nick Loeffelholz enters his first season with the Royals as a Pro Player Analyst, following a two-year run with the New York Yankees from 2022-23 as an Advance Scouting Analyst. Before joining the Yankees, he worked as a Minor League Video Manager for the Los Angeles Angels. Loeffelholz graduated from Mississippi State University in 2020 with a degree in industrial and systems engineering. He currently is working on his master's degree in analytics at Georgia Tech.

Loeffelholz resides in Kansas City, Mo.



GRACE RIEGER

PRO PLAYER ANALYST

Grace Rieger is in her third season with the Royals and first as a Pro Player Analyst, after spending the previous two seasons as an Analyst, Research and Development. She came to Kansas City in April 2022 from New York City, where she was an Analyst, Forensics and Financial Crime Analytics with Deloitte.

She graduated from the University Scholars program at Xavier University in 2021 with a double major in business analytics and information systems. She was a Data Analyst Intern for Competitive Sports Analysis in Atlanta from December 2017-June 2021. Rieger also worked for the Cincinnati Reds organization in 2019, serving as a Business Analytics Intern and then as a Baseball Operations Trainee. In 2020, she did an internship with Deloitte as the Risk and Financial Advisory intern.

Rieger, who is originally from Atlanta, Ga., now lives in Kansas City, Mo.



ROBYN WAMPLER

ANALYST, RESEARCH & DEVELOPMENT

Robyn Wampler is in her third season with the Royals as an Analyst, Research & Development. Prior to joining the Royals, she worked in the fall of 2021 as a Data Analyst for the University of California, San Diego baseball team.

She graduated from UC San Diego in 2021 with a degree in international business and a minor in psychology. Wampler played softball for four years at UC San Diego, plays on the Israeli National Softball team and played professionally in Prague, Czech Republic in the summer of 2021. Wampler now resides in Overland Park, Kan. with

her cat, Schmutz.



HAILEY YABROUDY

ANALYST, RESEARCH & DEVELOPMENT

Hailey Yabroudy is entering her third season with the Royals as an Analyst, Research & Development, after joining the organization in May 2022. She graduated in 2021 from Simmons University, where she majored in data science and analytics with minors in web design and marketing. During her four years at Simmons, she played on the softball team. In 2022, Yabroudy earned a master's degree in science in innovation and management from Tufts University.

Her previous work experience includes internships with KinaTrax in 2019 and Topcoder in 2020.



BRIAN BRIDGES

DIRECTOR, AMATEUR SCOUTING

Brian Bridges enters his first season with the Royals as the Director of Amateur Scouting, following a five-year run as the National Cross Checker with the San Francisco Giants from 2019-23. Prior to that, he spent 12 seasons with the Atlanta Braves, serving as an Area Scout, Southeast Regional Cross Checker and Director of Amateur Scouting from 2007-18. Bridges also has Area Scout experience with the Florida Marlins from 2004-07 and Anaheim Angels from 2000-03.

He played college baseball at Florida Community College and Florida Southern College. Bridges earned his bachelor's degree in education from Florida Southern College in 1995. He and his wife, Lori, reside in Rome, Ga., and have three children, Madison, Bo and Bryson.



ROY CLARK

SR. ADVISOR TO BASEBALL OPERATIONS

Roy Clark is entering his third season with the Royals as Sr. Advisor to Baseball Operations.

Clark, who has spent nearly 40 years in professional baseball, is best known for his 25-year career with the Atlanta Braves, including a recent four-year run as the Special Assistant to the General Manager from 2015-16 and Senior Advisor to Amateur Scouting from 2017-18. Prior to that, he spent 21 seasons in the Braves organization from 1989-2009 as an Area Scout (1989-94), Southeast Supervisor (1995), National Supervisor (1996-1999) and Director of Scouting (2000-09). During his time in Atlanta, the Braves were named *Baseball America's* Organization of the Year three times, in 1991, 1996 and 2005, and he was responsible for the signing of several players, including **Jeff Francoeur**, **Freddie Freeman**, **Jason Heyward**, **Craig Kimbrel**, **Brian McCann**, **Kevin Millwood**, **Charlie Morton**, **Jarrod Saltalamacchia** and **Adam Wainwright**.

Between his stints in Atlanta, Clark spent four years from 2010-13 as the Assistant General Manager/Vice President of Player Personnel with the Washington Nationals. In 2012, Clark's third year there, the Nationals were named the Best Minor League System in Baseball, according to *Baseball America*, and he played a key role in the signing of draft picks such as **Bryce Harper**, **Anthony Rendon** and **Lucas Giolito**. Before returning to Atlanta, Clark spent the 2014 season as the Scouting Cross Checker for the Los Angeles Dodgers.

Clark was an All-Atlantic Coast Conference infielder at North Carolina in 1979 and was selected by the Seattle Mariners in the 24th round of the June Draft that same year. He played in the Mariners minor league system for four seasons and advanced as high as Triple-A in 1982. He remained with the Mariners organization following his playing career, spending one season as a minor league coach in 1984, and two seasons as an Area Scout from 1985-86. Clark also spent one year as an Area Scout for the Cleveland Indians in 1988.



ROB SORGE

COORDINATOR, AMATEUR SCOUTING/ANALYST

Rob Sorge is in his fifth season with the Royals and his first as the Coordinator, Amateur Scouting/Analyst, following two years as an Analyst to Research & Development/Amateur Scouting. He previously served as an Assistant to Research & Development in 2021 and as the Research & Development Intern during the 2020 season.

Before joining the Royals, he worked for the Atlanta Braves in Player Development as a Minor League Video & Information Intern during the 2019 season. Prior to working in baseball, he began his career in finance at JP Morgan in New York.

Sorge graduated from Villanova University in 2017 with a Bachelor of Business Administration degree, double majoring in economics and business analytics. A native of Garden City, N.Y., Sorge graduated from Chaminade High School. He currently resides in Kansas City, Mo.

PROFESSIONAL SCOUTING



JIM CUTHBERT

DIRECTOR, PRO PERSONNEL & STRATEGY

Jim Cuthbert begins his second season with the Royals, his first as Director, Pro Personnel & Strategy, after spending 2023 as Major League Advance Scout. Cuthbert has amassed 24 years of scouting experience, including nine years of Amateur Scouting, ranging from the Northeast to the Southeast, followed by 14 years in Professional Scouting, including Minor League, Major League and Front Office roles.

Cuthbert spent 2021-22 as Advance/Professional Scout for the Boston Red Sox, after spending two seasons as Major League Advance Scout for Washington, working closely with the 2019 World Series Champion Nationals. Prior to that, he served as the Director of Professional Scouting for the Miami Marlins from 2017-18 and Special Assignment Scout in 2016. He spent six seasons in the Cleveland Guardians organization from 2010-15, including three seasons as a Major League Advance Scout for Manager **Terry Francona** and three seasons as a Professional Scout. His career began in the Texas Rangers organization, where he served as an Amateur Scout for New York/New Jersey from 1999-2004, before transitioning to an Amateur Scouting role in North Carolina, South Carolina and Georgia from 2006-09.

The Brooklyn, N.Y. native graduated from St. John's University in 1997 with a B.S. in sports management, and was a catcher for the SJU baseball team, winning the 1997 Big East Conference title. He and his wife of 22 years, Maria, reside in Breinigsville, Pa. and have two sons: Anthony (13) and Nicholas (11).



TIM CONROY

SPECIAL ASSISTANT TO THE GENERAL MANAGER

Tim Conroy is in his 13th season with the Royals after being hired as a Special Assistant to the General Manager on Oct. 18, 2011.

Conroy, who was a 2020 inductee into the Mid-Atlantic Scouts Association Hall of Fame, came to Kansas City from the Atlanta Braves organization, where he held the position of Special Assistant to the General Manager/Major League Scout, beginning in 2004. He served the Braves as a National Scouting Supervisor from 2001-02 and a National Cross-Checker from 2003-04. Prior to his time in Atlanta's organization,

Conroy worked as an Area Scout and an East Coast Regional Supervisor with the St. Louis Cardinals from 1994-2000.

A 1st-round selection of the Oakland Athletics in 1978, Conroy pitched in the Majors with the A's (1978, 1982-85) and Cardinals (1986-87). He and his wife, Michele, reside in Monroeville, Pa., and have three children: TJ, Jenna and Brooke.



JOHN MCMICHEN

MANAGER, PRO PERSONNEL & STRATEGY

John McMichen is in his fourth season with the Royals and first as the Manager of Pro Personnel and Strategy, following three seasons as a Pro Scout. Before joining Kansas City, he spent 25 years as a Pro Scout for the Seattle Mariners. Prior to that, he was a scout for the Major League Baseball Scouting Bureau from 1992-95 and was the Assistant Baseball Coach at Ball State University from 1989-92.

McMichen earned his Master's of Education in physical education, teaching and coaching from Miami (Ohio) University in 1984. John and his wife, Brett, have two sons, Grady and Perry, and split time between Cincinnati, Ohio and Sarasota, Fla.



LOUIE MEDINA

MANAGER, PRO PERSONNEL, STRATEGY & PACIFIC RIM

Louie Medina is in his 24th year in the Royals organization and his first as the Manager, Pro Personnel, Strategy and Pacific Rim, following 16 years as a Special Assistant to the General Manager/Player Personnel. He also spent three seasons as a Professional Scout. Medina was awarded the Royals **Art Stewart** Scout of the Year Award in 2009.

Medina joined the Royals after spending five years as an Area Supervisor for the Arizona Diamondbacks. Before scouting for the Diamondbacks, he enjoyed an 11-year playing career that began in Cleveland's organization as a first baseman and outfielder. After seven years there, he played one season in the Royals organization at Omaha. He completed his playing career in Japan, playing for Hiroshima from 1993-95.

He was elected to the Colorado Springs Sky Sox Hall of Fame in 1992, while he was also named to the Colorado Springs Sports Hall of Fame in 2013. Medina, a member of the 2008 Summer Olympic Baseball selection committee and the 2009 World Baseball Classic selection committee, has also served on the USA Baseball National team selection committee at the pro level since 2008.

He graduated from Warren High School in Downey, Calif. Medina attended and played baseball at Cerritos Junior College in Norwalk, Calif. for two years and then Arizona State University for two years. He currently resides in Gold Canyon, Ariz., with his wife, Carla, and triplets: Arianna, Chloe and Garrett.

PROFESSIONAL SCOUTING (CONT.)



DON POPLIN

SPECIAL ASST. TO THE GENERAL MANAGER

Don Poplin is in his third season with the Royals as a Special Assistant to the General Manager, and 2024 marks his 32nd year in professional baseball. He spent the previous 20 seasons in the Guardians organization, most recently working as a Special Assistant to President of Baseball Operations/GM for seven years, following 13 seasons in various scouting roles.

Prior to joining the Guardians, he served as an Amateur Scout for seven seasons with Seattle and for two seasons prior to that with Atlanta. Poplin and his wife, Teresa, have two sons: Chase and Alex, and reside in Norwood, N.C.



MATT SCHMIDT

ASSISTANT, PRO PERSONNEL & STRATEGY

Matt Schmidt enters his fourth season with the Royals, but first as an Assistant, Pro Personnel & Strategy in 2024. Prior to his new role, he coached for two seasons with the club's ACL and Low-A minor league affiliates. He also played the 2021 season with Low-A Columbia after a three-season collegiate career at the University of Michigan from 2018-20. Schmidt spent the summer of 2018 with the Wisconsin Rapids Rafters of the Northwoods League. The Parker, Colo. native was drafted by the New York Yankees in the 37th round of the 2015 MLB Draft.

INTERNATIONAL SCOUTING



DANIEL GUERRERO

DIRECTOR, INTERNATIONAL SCOUTING

Daniel Guerrero is in his seventh season with the Royals and first as the Director of International Scouting, following his stint as the Coordinator of International Scouting in 2023. He previously served as a Florida Area Supervisor from 2021-22, an Underclass Scout from 2019-21 and the Assistant of International Operations from 2017-19.

Before joining the Royals, Guerrero was a Player Development and Baseball Operations Intern for the Nationals in 2017. He graduated from the University of Florida in 2016 and currently resides in Melbourne, Fla. with his partner, Jessica.



JOHNNY DiPUGLIA

SPECIAL ASSISTANT, INTERNATIONAL SCOUTING

Johnny DiPuglia enters his first season with the Royals as a Special Assistant, International Scouting, after spending the previous 15 seasons with the Washington Nationals, most recently as Vice President and Assistant General Manager, International Operations. With the Nationals, he was awarded the Professional Scouts International Scout of the Year Award at the 2019 Winter Meetings in San Diego, Calif.

Before joining the Nationals, DiPuglia worked 11 seasons with the Boston Red Sox from 1999-2009 and was part of two World Series championship teams (2004 & 2007). He also has experience with the San Francisco Giants from 1998-99 and St. Louis Cardinals from 1990-98. Over the course of his professional career, DiPuglia was involved in the signings of **Juan Soto**, **Victor Robles**, **Xander Bogaerts**, **Hanley Ramirez**, **Anibal Sánchez** and **José Iglesias**, among many others.

A 2020 inductee of the South Florida Baseball Hall of Fame, DiPuglia resides in Miami, Fla., with his wife Kimberly, and daughters, Jessica, Summer, Kayla and Katie. He has three grandchildren, Zoey, Rocko and Easton.



FRED GUERRERO

COORDINATOR, PLAYER EVALUATION/INTERNATIONAL

Fred Guerrero begins his first season with the Royals as a Coordinator of Player Evaluation/International Scouting, after spending the previous 20 years with the Minnesota Twins, most recently as the Director, Latin America Scouting and U.S. Integration from 2014-23. Guerrero began his career with the Twins as the Dominican Scout Supervisor from 2004-13, and played a role in signing players **Luis Arraez**, **Yennier Cano**, **Danny Santana**, **Jorge Polanco** and **Miguel Sanó**.

Fred is the son of the legendary scout **Epy Guerrero**, a key figure in establishing the Latin American pipeline of players for Major League Baseball and was instrumental to the Toronto Blue Jays World Series successes of the 1990s.

Guerrero graduated from Cañada College in Redwood City, Calif., and now resides in Fort Myers, Fla., with his wife, Anny, and sons, David, Samuel and Gabriel.

PLAYER DEVELOPMENT



MITCH MAIER

DIRECTOR, PLAYER DEVELOPMENT

Mitch Maier will be serving as the Director of Player Development for the third straight season in 2024. He previously spent two seasons from 2020-21 as the Director of Baseball Operations. In his current role, he oversees all aspects of the player development department.

Maier served on the Major League coaching staff as the First Base Coach from 2018-19, and also worked with the club's outfielders and baserunners. He served in that role on an interim basis at the end of the 2017 season. In his two full seasons on the coaching staff, outfielder **Alex Gordon** was awarded consecutive *Rawlings* Gold Gloves, and the Royals recorded 117 stolen bases each year, ranking 2nd in the Majors in 2019.

He was originally selected by the Royals in the 1st round (30th overall) of the 2003 First-Year Player Draft and made his Major League debut on Sept. 23, 2006. An outfielder, he played in parts of six seasons (359 games) with Kansas City and played all but one professional season in the Royals organization, appearing in 31 games with the Triple-A Pawtucket Red Sox in 2013.

Maier was a three-time All-MAC selection and a 2003 first-team All-America honoree at the University of Toledo. He completed his collegiate career holding the school records for batting average (.414), hits (238), doubles (42), RBI (147) and total bases (370). A native of Novi, Mich., Maier resides in Stilwell, Kan., with his wife, Karrie, and children: Avalynne, Preston and Stella.



RAFAEL BELLIARD

SPECIAL ASST. TO GENERAL MANAGER

Rafael Belliard is in his 11th year with the Royals and third as the Special Assistant to the GM. He previously held the title of Special Assistant to the GM from 2014-19 and in 2021. Belliard also served as the Major League infield coach during the 2020 season.

Belliard was Detroit's Infield Coach from 2006-13 and was the First Base Coach in 2013. He was a Roving Minor League Infield Instructor with Atlanta from 2000-05.

An infielder, Belliard played 20 seasons of professional baseball, including 17 at the Major League level. He played on eight division-winning clubs with Pittsburgh and Atlanta, including the World Series champion Braves club in 1995. Rafael resides in Boca Raton, Fla., with his wife, Leonora. The couple has one son, Kevin, and two grandchildren, Kevin Alexander (12) and Skyla Elizabeth (8).



CHINO CADAHIA

SPECIAL ASST. TO THE GENERAL MANAGER/PLAYER DEVELOPMENT

Chino Cadahia is in his 48th season in professional baseball, 14th with the Royals and fifth as a Special Assistant to the General Manager/Player Development.

He spent the previous five seasons from 2015-19 as a Sr. Coordinator of Player Development, and he was an Advisor to Player Development in 2014. Cadahia served as the Royals Bench Coach at the Major League level from 2012-13 and was a Special Assistant to Player Development in 2011.

Prior to his tenure with the Royals, Cadahia spent 15 seasons in the Braves organization, including four as the Bench Coach for the Major League club from 2007-10. He started with the Braves in 1996 as the Roving Catching Coordinator and was named Minor League Field Coordinator in 1997. He also spent 12 seasons in the Texas Rangers minor league system as a Pitching Coach and Manager.

Cadahia was drafted by the Philadelphia Phillies out of Miami-Dade Community College. He played in the minors from 1977 to 1983 for the Phillies and Minnesota Twins. Born in Havana, Cuba, Cadahia resides in Peoria, Ariz., with his daughter, Lauren.

PLAYER DEVELOPMENT (CONT.)



RUSTY KUNTZ

SPECIAL ASST. TO THE GENERAL MANAGER/QUALITY CONTROL

Rusty Kuntz is in his 17th season with the Royals as he returns to the role of Special Assistant to the General Manager/Quality Control, a title he's held from 2018-20 and since 2022. In 2021, he was the Royals First Base Coach, a role in which he previously served from 2012-17 and from 2008-10.

In between his time as the First Base Coach at the Major League level, Kuntz was Kansas City's Minor League Outfield/Baserunning Coordinator from 2010-12, including a period as the Special Assistant to the GM.

During his time with the Royals, he helped convert **Alex Gordon** from an infielder to an eight-time *Rawlings* Gold Glove winner in the outfield. Under Kuntz's tutelage, Gordon and **Lorenzo Cain** combined for four All-Star selections and four *Wilson* Defensive Player of the Year Awards.

Prior to his time in Kansas City, Kuntz held various coaching positions in the Houston Astros (1987-88), Seattle Mariners (1989-92), Florida Marlins (1993-2001), Atlanta Braves (2002) and Pittsburgh Pirates (2003-07) organizations. A member of the 1984 World Series champion Detroit Tigers as a player, Rusty resides in Leawood, Kan., with his wife Salli. The couple's son, Kevin, is an Assistant Coach for the Royals Double-A affiliate, the Northwest Arkansas Naturals.



PAUL GIBSON

SR. DIRECTOR OF PITCHING PERFORMANCE

Paul Gibson is in his 14th season with the Royals and third as the Sr. Director of Pitching Performance. He previously held titles of Director of Pitching Performance from 2020-21, Special Assistant to the General Manager/Pitching Advisor in 2019 and National Supervisor in the scouting department from 2011-18.

He is in his 38th year in professional baseball, which includes a 19-year playing career. He pitched in the Majors for the Detroit Tigers (1988-91), New York Mets (1992-93) and New York Yankees (1993-96). After retiring as a player in 1996, he coached at Center Moriches (N.Y.) High School, leading the program to a 149-26 record with two Long Island championships. Gibson began his scouting career in 2006 as an Area Supervisor in the Northeast with the Braves. He was hired by the Mariners in 2009 as Eastern Cross-Checker before joining the Royals in the fall of 2010.

Gibson resides in Center Moriches, N.Y. with his wife, Carla. They have two sons, Paul (married to Jenna) and Glenn (married to Jordan), two granddaughters, Harper and Brooklyn, and two grandsons, Tanner and Jayce.



MATT MARASCO

SR. DIRECTOR, PLAYER & STAFF ENGAGEMENT

Matt Marasco is in his seventh season as a member of the Royals front office, serving as the Sr. Director of Player and Staff Engagement. In this role, he oversees the programs and initiatives for players, coaches and staff on leadership and organizational development. Matt provides leadership to develop, improve, and reinforce strategies and processes within Baseball Operations. He also oversees the group of Special Assistants that provide mentorship and personal development for players and staff members.

Matt began his work with the Royals in 2016 as the team's Chaplain through Baseball Chapel. He served in that role for two seasons before transitioning into the Front Office to spearhead the department's effort to develop and impact people.

Matt played baseball at Kansas State and Emporia State University, where he received a Bachelor of Science degree in health & human performance. Matt and his wife, Jenn, reside in Kansas City, with their sons, Titus and Bram, and daughters, Mabeline and Lottie.

PLAYER DEVELOPMENT (CONT.)



NICK LETO

DIRECTOR, MINOR LEAGUE OPERATIONS

Nick Leto is in his 17th full season with the Royals and second as the Director of Minor League Operations. In 2022, he was named Director of Arizona Operations/Scouting Assistant, after spending his first 14 seasons with the organization as the Manager of Arizona Operations.

In his role, Leto works closely with all baseball operations with an emphasis on player development. This includes relationships with affiliates, assisting daily operations, facility management, player development travel coordination, as well as tasks for the amateur and international scouting departments. During his time with the organization, he has fulfilled some international scouting assignments.

Prior to joining the Royals, he worked as a Minor League Equipment Manager in the Atlanta Braves organization from 2003-2007. He also served as a Clubhouse Assistant for the Detroit Tigers from 1999-2003. Leto worked for the MLB European Academy in Italy in 2006 and 2007 and served as an American League Clubhouse Assistant at the 2005 All-Star Game in Detroit and the 2012 game in Kansas City.

He received a bachelor's degree in business administration from Central Michigan University, where he worked in different capacities with the CMU football program from 1998-2002. Leto resides in Surprise, Ariz., with his wife, Christine, daughters, Olivia and Alexandra, and dog, Augie.



WILL SIMON

DIRECTOR, ARIZONA OPERATIONS

Will Simon enters his 18th season with the Royals and his second as the Director of Arizona Operations after working the 16 previous seasons as the Minor League Clubhouse & Equipment Operations Manager. He has also served as Equipment Manager for the MLB European Academy in 2006, 2008, 2009, 2010 and 2011 in Tirrenia, Italy. In 2012, Simon was the Equipment Manager for the inaugural MLB Taiwan Academy held in Taichung, Taiwan and was a member of the American League clubhouse staff for the 2012 MLB All-Star Game in Kansas City.

Prior to his time with the Royals, Simon worked in the clubhouse of the Richmond Braves in 2004 and 2005. He received his degree in entrepreneurship through the College of Business Administration at Central Michigan University. He resides in Phoenix, Ariz.



KEVIN HOWARD

ASSISTANT DIRECTOR, PLAYER DEVELOPMENT

Kevin Howard begins his first season with the Royals in 2024 as the Assistant Director of Player Development, after spending the past three seasons as the Director of Player Development with the New York Mets. Prior to that, Howard was a Hitting Coach and Hitting Coordinator for the Cleveland Guardians from 2015-2021. He has coached at both the collegiate and high school levels for Barry University in Orlando, Fla. and Belen Jesuit Preparatory School in Miami, Fla.

Before making the leap into coaching, Howard played 10 seasons with the Reds, Yankees, Phillies, Dodgers, Mariners, Padres, Blue Jays and Cardinals minor league systems from 2003-12.

He now resides in Phoenix, Ariz., with his wife, Amy, and two children, Hayden and Brooks.




KRISTIN LOCK

ASSISTANT DIRECTOR, MINOR LEAGUE & INTERNATIONAL OPERATIONS

Kristin Lock is in her eighth season with the Royals and second as the Assistant Director of Minor League & International Operations. She previously served as the Manager of Baseball Administration in 2022 and Assistant to Baseball Operations/Administration from 2019-21, after interning in the Royals Baseball Operations department in 2018 and in the Community Relations/Royals Charities department in 2017.

Lock was a four-year starter on the University of Northern Iowa softball team from 2013-16, helping the Panthers win the Missouri Valley Conference Championship in 2013. She received her Bachelor of Arts degree from UNI in business management in 2016. A Lenexa, Kan., native, she currently resides in Kansas City, Mo., with her wife, Anna.

PLAYER DEVELOPMENT (CONT.)



WILLIE AIKENS

SPECIAL ASST. TO BASEBALL OPERATIONS/PLAYER & STAFF ENGAGEMENT

Willie Aikens is entering his fourth season in the Royals front office as the Special Assistant to Baseball Operations/Player & Staff Engagement. Aikens previously coached in the Royals system for nine years, including with Surprise from 2011-13 and 2015-19, and at Idaho Falls in 2014.

Aikens played for the Royals from 1980-83, as part of an eight-year career in the big leagues. He also played for two seasons with the California Angels in 1977 and 1979 and with the Toronto Blue Jays from 1984-85. In four seasons with the Royals, he hit .282 with 77 home runs and 297 RBI in 511 games, including a 1983 season in which he hit a career-best 23 homers while batting .302 with a .912 OPS. In the 1980 postseason, Aikens hit .387 (12-for-31) with four home runs and 10 RBI, including multi-homer games in Game 1 and Game 4 of the World Series.

In 2022, Samuel Goldwyn Films released a movie called "The Royal," a biography of Aikens' life story. From World Series hero to prison and his transition back to society, the film explores his road to redemption with his family, a new career, and eventually - with the help of **George Brett** - a job with the Royals.

Aikens and his wife, Sara, reside in Kansas City, Mo. They have three daughters.



BLAINE BOYER

SPECIAL ASST. TO BASEBALL OPERATIONS/PLAYER & STAFF ENGAGEMENT

Blaine Boyer is in his sixth year in the Royals front office, serving as a Special Assistant to Baseball Operations/Player & Staff Engagement. In his role, he works on special assignment projects throughout the organization.

Boyer retired as a player after the 2018 season, when he pitched in 21 games with the Royals. In his 12-year big league career, the right hander pitched for Atlanta (2005-2009), St. Louis (2009), Arizona (2009), the Mets (2011), San Diego (2014), Minnesota (2015), Milwaukee (2016), Boston (2017) and Kansas City (2018). In 2008, he finished 9th in the National League, making 76 appearances with the Braves. A native of Atlanta, Boyer resides in Alpharetta, Ga., with his wife, Ginsey, and children, Levi, Benaiah and Mary Cora.



REGGIE SANDERS

SPECIAL ASST. TO BASEBALL OPERATIONS/PLAYER & STAFF ENGAGEMENT

Reggie Sanders, a former outfielder in Major League Baseball, is celebrated for his distinguished 17-year career as an accomplished player. Known for his unwavering commitment to community and outreach, Sanders has been actively involved in initiatives to grow minority support in baseball, advocate for autism awareness and support youth sports. Additionally, his dedication to honoring American troops serving overseas is demonstrated through his travels to the Middle East.

Currently residing in Myrtle Beach, S.C., Sanders resides with his devoted family, including his wife, Wyndee, their four daughters, and their grandson, Campton.

Throughout his playing career, Sanders achieved notable milestones, including being a 1995 All-Star, a 2001 World Series Champion and a three-time National League Champion. His legacy as the fifth player in Major League history to record at least 300 home runs and 300 stolen bases during his time with the Royals solidifies his impact on the sport.

Following his retirement from playing in 2007, Sanders seamlessly transitioned to a pivotal role with the Royals, serving as the Special Assistant to Baseball Operations/Leadership Development. In this capacity, he plays a significant role in the organization's success by cultivating and supporting the next generation of players on and off the field.

PLAYER DEVELOPMENT (CONT.)



MIKE SWEENEY

SPECIAL ASST. TO BASEBALL OPERATIONS/PLAYER & STAFF ENGAGEMENT

Mike Sweeney is in his 12th season as part of the Royals front office and third year with the title of Special Assistant to Baseball Operations/Player & Staff Engagement. He spent the previous eight seasons as a Special Assistant to Baseball Operations.

In 2023, Sweeney served as a color analyst for select Royals broadcasts on Bally Sports Kansas City and the Royals Radio Network, a role he will continue in 2024. He will make appearances on the Bally pre- and postgame shows and serve as a guest during TV broadcasts for a few innings of select games.

He spent 13 of his 16 Major League seasons in Kansas City (1995-2007), batting .299 with 197 home runs with the Royals. His standout seasons included 2000, when he knocked in 144 runs, and 2002 when he batted .340, the 2nd highest single-season average in club history to **George Brett's** .390 in 1980. He also served as Royals team Captain from 2003-07.

Sweeney was elected to the Royals Hall of Fame on Feb. 25, 2015 and was officially inducted on Aug. 15 that season. He was a five-time All-Star (2000-03, 2005), and is one of five Royals to be selected to five All-Star Games or more. He was also named Royals Player of the Year three times and ranks among the club's top 10 in several different offensive categories. He was selected by the Royals in the 10th round of the 1991 First-Year Player Draft after graduating from Ontario (Calif.) High School.

In 2018, Sweeney led a group of Royals alumni to visit U.S. troops in the Middle East as part of Fox Sports Kansas City's "This One's For You" broadcast. Sweeney resides in San Diego, Calif., with his wife, Shara, sons Michael, Donovan and Ryan, and daughters, McKara, Fiona and Quinn.

BEHAVIORAL SCIENCE



RYAN MAID

SR. DIRECTOR, BEHAVIORAL SCIENCE

Ryan Maid is in his seventh full season with the Royals and third as the Sr. Director of Behavioral Science, after spending his first four years as the Director of Behavioral Science. He joined the organization in 2017 after spending two years with the Atlanta Braves as the Director of Performance Psychology.

Maid previously worked as a Navy Psychologist for seven years, serving as the Command Psychologist for Naval Special Warfare Training Command from 2013-17 and as the Officer in Charge of the Operational Stress Control and Readiness

program for the Sixth Marine Regiment from 2011-13. He originally joined the Navy in 2010 through a postdoctoral fellowship program and was honorably discharged as a Lieutenant Commander in March of 2017.

He earned his bachelor's degree in psychology with a minor in coaching from the University of Central Missouri in 2004. Maid furthered his education at the Forest Institute of Professional Psychology in Springfield, Mo., earning a master's and a doctorate in clinical psychology in 2006 and 2008, respectively. Born in Independence, Mo., Ryan, his wife, Erica, and son, Mason, reside in Kansas City, Mo.



KELZIE E BEEBE

ASSISTANT DIRECTOR, BEHAVIORAL SCIENCE

Kelzie E Beebe joined the Royals in August 2023 as the Assistant Director of Behavioral Science. She came to Kansas City after working in the counseling center for Virginia Commonwealth University from 2022-23. Prior to arriving at VCU, Beebe was a Sport Psychology Consultant at the University of North Texas from 2018-22 and in Central Indiana from 2014-2018. She has also competed as a professional endurance athlete in Ironman races from 2009-14 and served as a Legislative Assistant for multiple members of the United States House of Representatives from 2004-09.

Beebe completed her undergraduate education at Harvard, receiving a degree in physics in 2004. She has master's degrees in applied sport science, counseling and counselor education, and clinical mental health counseling from Indiana University. At the University of North Texas, Beebe earned a master's in psychology in 2021 before completing her doctorate in psychology in 2023.

Born in Clarksburg, W. Va., and growing up in the Bahamas and Wisconsin, she now resides in Surprise, Ariz.

BEHAVIORAL SCIENCE (CONT.)



ERIC DAWSON

BEHAVIORAL SCIENCE COORDINATOR

Eric Dawson is in his second season with the Royals as the Behavioral Science Coordinator. He joined the Royals in June 2023 after serving as the Athletic Counselor and Program Lead for the Crimson Mind and Body Program at Harvard University from 2021-23. Prior to Harvard, Dawson was an Assistant Baseball Coach and Mental Performance Consultant for Hope College (Mich.) from 2020-21. He has also worked as a Mental Health Therapist at Georgetown University and Redeemer Presbyterian. Eric is a certified sport social worker, and licensed clinical social worker in New York, Michigan, Massachusetts and Arizona.

Dawson earned his master's degree in social work from New York University and his bachelor's degree from Hope College, where he played baseball after initially beginning his playing career at the University of Dayton. Dawson was a two-year captain and all-conference each year at Hope.

He resides in Peoria, Ariz., with his wife, Lydia, and vizsla, Ruby.



RENE ARIEL FRANCISCO

BEHAVIORAL SCIENCE COORDINATOR/LATIN AMERICA

Rene Ariel Francisco is in his second season with the Royals as the Behavioral Science Manager/Latin American Operations, stationed at the Royals Academy in the Dominican Republic. Francisco is a licensed psychologist with experience in human resources, clinical and school settings. He completed his education at Pontificia Universidad Católica Madre y Maestra in Santiago, D.R.

PERFORMANCE SCIENCE



BRITTANY BOZZINI

MANAGER, PERFORMANCE SCIENCE

Brittany Bozzini is in her third season with the Royals and first as the Manager of Performance Science, following stints as the Assistant of Performance Science in 2022 and the Coordinator of Performance Science in 2023. Before joining the Royals, Bozzini served for more than a year as an ORISE Postdoctoral Fellow in the Military Performance Division at the U.S. Army Research Institute of Environmental Medicine in Natick, Mass. Prior to that, she was a Sport Scientist at the University of South Carolina Sport Science Lab and a Sport Scientist and Strength & Conditioning Coach at Rutgers IFNH Center for Health and Human Performance.

Her career in performance science research began as a Biomechanics Research Intern for Motus Global at IMG Academy in Bradenton, Fla. Bozzini earned her PhD in kinesiology and applied physiology from Rutgers University in 2020. Prior to that, she graduated with a bachelor's degree in exercise science and sport studies from Rutgers University and was a four-year letter winner on the volleyball team. She is a certified strength and conditioning specialist with distinction with the NSCA. Bozzini resides in Phoenix, Ariz.



CHRIS COTHERN

APPLIED PERFORMANCE SCIENTIST

Chris Cothern is in his first season with the Royals as an Applied Performance Scientist. Before joining the Royals, Chris was an Applied Sports Scientist with European Sports Science Company and a consultant for University of Arkansas basketball. Chris founded and managed a private practice physical therapy and sports performance business for numerous years before pivoting to sports science. Cothern earned a masters in high performance from Australian Catholic University in 2021 and a doctorate in physical therapy from University of St. Augustine in 2009. Prior to that, he earned a master's in physical therapy and bachelor's in health sciences from University of Central Arkansas along with a bachelor's in microbiology from University of Arkansas.

Chris is a Certified Performance and Sports Scientist along with Certified Strength and Conditioning Specialist from the NSCA. A native of Fayetteville, Ark., Chris and his wife Katherine have three children: Evan, Elliott, and Adeline.

PERFORMANCE SCIENCE (CONT.)



AMANDA DELANEY

APPLIED BIOMECHANIST

Amanda Delaney is in her first season with the Royals as the Applied Biomechanist. Before joining the Royals, Delaney spent last season working as an Applied Biomechanics Intern for the Cincinnati Reds. Delaney is currently in the last year of her PhD in Biomechanics and Movement Science at the University of Delaware, where she worked as a Sports Science and Analytics Intern for two years, assisting with performance monitoring. Prior to this, she graduated with a master's and bachelor's degree in mechanical engineering with a focus in human movement biomechanics from the University of Dayton.

Before her time in baseball, Delaney spent two summers working as a Performance Science Intern at Epic Sports Biomechanics in Newtown, Pa. assisting with hitting and pitching performance. Delaney resides in Phoenix, Ariz. and is originally from Buffalo, N.Y.



COREY PERRETT

APPLIED PERFORMANCE SCIENTIST

Corey Perrett is in his first season with the Royals as the Applied Performance Scientist (Major League). After obtaining his PhD in biomechanics from the University of Otago, New Zealand, Perrett was a lecturer in sport and exercise science at the University of Chichester, UK. Following this, he worked as a Postdoctoral fellow at La Trobe University in Melbourne, Australia, leading a wide variety of research in both sport and occupational biomechanics.



MATT SAMS

PERFORMANCE SCIENCE ANALYST

Matt Sams is rejoining the Royals as the Performance Science Analyst after working for the club from 2019-20. Between stints with Kansas City, he spent three years in the NFL as the Director of Sports Science for the New York Jets. Prior to his first stint with the Royals, Matt was the Performance Coach for Team China cross-country ski athletes during early preparation for the 2022 winter Olympics. Before that, he spent five seasons as the Lead Sports Scientist for the East Tennessee State University men's soccer team and provided sports science support to USABS athletes training for the 2014 and 2018 winter Olympics.

Matt holds a PhD in Sports Physiology and Performance from East Tennessee State University. He is a Certified Strength and Conditioning Specialist with the NSCA. Matt resides in Buckeye, Ariz.

SPORT DEVELOPMENT



JEFF DISKIN

DIRECTOR, PROFESSIONAL & SPORT DEVELOPMENT

Jeff Diskin begins his 12th full season with the Royals and second as the Director of Professional and Sport Development. He previously served as Senior Director of Professional and Community Development from 2021-22, Director of Professional Development from 2018-20 and Coordinator of Cultural Development from 2013-18.

In his current role, Diskin expands on what the Royals have been doing at their Dominican Academy by increasing educational opportunities for all players in the United States. These professional development opportunities will be intended to help the players on and off the playing field. Some of the most impactful work associated with helping players off the field is to find college baseball homes for players released from the organization's Dominican Academy.

For the 2024 season, Diskin will support **Matt Marasco**, Sr. Director of Player & Staff Engagement, with the work that he is doing with the professional development of coaches and staff in the Royals system.

Diskin joined the Royals after working at the Pembroke Hill School in Kansas City, Mo. Diskin previously taught English and worked as the Assistant Director of Athletics at Pembroke Hill. He continues to serve the school as the varsity baseball coach. He also taught in Thailand following the 2004 tsunami and on the island of Saipan during the 1998-99 school year.

Diskin earned his master's degree in business administration from Pittsburg (Kan.) State University and his bachelor's degree in English Literature from Baker University in Baldwin City, Kan. He resides in Kansas City, Kan.

SPORT DEVELOPMENT (CONT.)



CASEY BOROVAC

MANAGER, SPORT DEVELOPMENT/SOFTBALL

Casey Borovac is in her sixth season with the Kansas City Royals. She is the Manager, Sport Development, focusing on player development and all things softball. She started with the Royals in 2019 as the Urban Youth Academy's Outside Events Coordinator fostering relationships within the community and bringing in revenue for UYA Initiatives. She also serves as the Deputy Junior Olympic Commissioner for USA Softball of Kansas City. In that position, she creates, runs and administers programs that support the growth of softball in the Kansas City area.

She graduated from Westminster College in Fulton, Mo., in 2006, with a degree in sport recreational management and a minor in coaching. While at Westminster, she was selected first team all-conference during the 2001-02 season and ranked in the top 10 for most stolen bases at the NCAA Division III level that year. After college she started coaching travel ball in the year 2004.

Borovac resides in Blue Springs, Mo., with her husband, Pete, and two children, Taylor and Peter.



SHON PLACK

MANAGER, SPORT DEVELOPMENT/BASEBALL

Shon Plack enters his ninth season with the Royals and fifth as the Manager of Sport Development – Baseball. In addition to his current role, he has helped manage the Royals Scout Teams from 2016-20. Prior to joining the Royals in a full-time capacity, Plack was the Missouri/Kansas Prep Baseball Report State Director from 2013-19 and a Coach with Building Champions from 2004-13. Several of Plack's high school players have gone on to play both collegiately and professionally. He also spent eight years as a Teacher in the North Kansas City School District from 2001-2008.

Plack received his master's degree in education from Northwest Missouri in 2001 and earned a bachelor's degree in sports management from Benedictine College (Kan.) in 1998. He played college baseball at Central Missouri State before finishing his education at Benedictine.

Shon resides in Overland Park, Kan., with his wife, Stacy, and two children, John (11) and Kate (9).



DYLAN WILSON

MANAGER, SPORT DEVELOPMENT/SPORTS MEDICINE

Dylan Wilson is in his eighth season with the Royals and fourth as the Manager, Sport Development/Sports Medicine. Prior to that, he spent three seasons with the Kansas City Urban Youth Academy as the Manager, Sports Medicine from 2018-20 and the 2017 season as the Coordinator, Athletic Training and Nutrition. In addition to his role with Sport Development, Dylan is involved extensively with Amateur Scouting, coordinating with the Amateur Scouting Department and assisting in medical reviews of amateur players.

Before joining the Royals, Wilson was a Graduate Assistant Athletic Trainer at the University of Missouri-Kansas City, while receiving a master's degree in higher education administration/urban leadership. He graduated from the University of Central Missouri in 2014 and served as an Athletic Training Intern with the Kansas City Chiefs during training camp/preseason in 2013. Dylan resides in Prairie Village, Kan. with his wife, Kelcey, and two children, Jaxon and Colbie.



ANDREW RICHARDS

COORDINATOR, SPORT DEVELOPMENT

Andrew Richards is in his fifth season with the Royals and fourth as the Coordinator, Sport Development. Before beginning his current role, he was a Baseball Operations Trainee with the club during the 2020 season. Richards graduated from Benedictine College (Kan.) in 2019, where he played three seasons on the baseball team.

He resides in Kansas City, Mo.

MAJOR LEAGUE MEDICAL STAFF



NICK KENNEY

DIRECTOR, MEDICAL ADMINISTRATION

Nick Kenney is in his 15th season with the Royals and third as the Director of Major League Medical Administration, after serving the 12 previous seasons as the Head Athletic Trainer/Director of Medical Services.

Prior to joining the Royals, Kenney (ATC/CSCS) spent five seasons as the Asst. Athletic Trainer for the Cleveland Guardians from 2005-09. He also worked for two years from 2003-04 as the Assistant Athletic Trainer with the Cincinnati Reds. He was Program Manager of Sports Medicine for TriHealth, the official medical provider of the Reds from 2001-02. While with TriHealth, Kenney was involved extensively with healthcare coordination and rehabilitation, including the programs used by Reds Major and minor league players. Prior to his position with TriHealth, he served for seven seasons as Head Athletic Trainer for the Cincinnati Cyclones professional hockey club.

A graduate of Clinton-Massie (Clarksville, Ohio) High School and Wilmington College (Ohio), Kenney is a member of the National Athletic Trainers Association and the Professional Baseball Athletic Trainers Society, currently serving a two-year stint as President on the Executive Board.

Kenney was selected as a member of the 2012 American League All-Star team. He and his staff were honored to receive the 2011 **Dick Martin** Award and the 2013 Professional Baseball Athletic Trainers Society (PBATS) Major League Training Staff of the Year Award. Kenney was also a member of the 2007 Professional Baseball Athletic Trainers Society (PBATS) Major League Training Staff of the Year while with the Cleveland Guardians. He has served on the Executive Board of PBATS since 2014 and the MLB Education Committee since 2012.

He resides in Overland Park, Kan., with his wife, Patty. They have four children: Paige, Colin, Nathan and Madison.



DR. VINCENT KEY

HEAD TEAM PHYSICIAN

Dr. Vincent Key is in his 14th season as the Head Team Physician for the Royals. He currently is an Associate Professor of Orthopedic Surgery/Sports Medicine at the University of Kansas Health System (Department of Orthopedic Surgery). Dr. Key was the President of the Major League Baseball Team Physicians Association for 2022.

Dr. Key is a graduate of Spring Hill (Kan.) High School. He received his bachelor's degree in pre-medicine at Kansas State University where he was also a track and field athlete. He attended medical school at the University of Oklahoma College of Medicine and did an Orthopedic Surgery residency at King/Drew Medical Center in Los Angeles, Calif. Dr. Key completed a Sports Medicine Fellowship with Wellington Orthopedics/University of Cincinnati.

He enjoys family time, fishing and coaching youth sports. He resides in Overland Park, Kan., with his four children: Kaelin, Cameron, Carson and Kaiya.

ADDITIONAL MEDICAL STAFF



Dr. Joe Noland
Associate Physician



Dr. Mitch Birt
Associate Physician



Dr. Jacob Brubacher
Associate Physician



Dr. Sean Jackson
Associate Physician



Patrick Hammond
Team Chiropractor

GROUNDS CREW



TREVOR VANCE

SR. DIRECTOR, GROUNDSKEEPING & LANDSCAPING

Trevor Vance is in his 40th season with the Kansas City Royals, and his 30th as the Sr. Director of Groundskeeping and Landscaping. In his current role, Vance oversees the supervision and overall operation of the natural grass field at Kauffman Stadium. He also works with the Dominican Academy, Urban Youth Academy and minor league groundskeepers to support and promote safe playing surfaces throughout the organization.

Vance joined the Major League grounds crew as a part-time member in 1985 and became a full-time staff member in 1988. He was named Assistant Groundskeeper in 1993, before assuming his current post prior to the 1995 season.

He has worked with several youth organizations throughout Kansas City to help promote safe playing surfaces for all youth sports.

A native of Raytown, Mo., and a 1985 graduate of Raytown High School, Vance was inducted into the school's Hall of Fame in September 2015 and was inducted into the Missouri Sports Hall of Fame in May 2022. He attended Central Missouri State University.

Vance resides in Lee's Summit, Mo., with his wife, Laura and four children: Kelsie, Hayden, Tanner and Morgan. Trevor has a passion for youth baseball, serving as an assistant coach during his free time.



SHANE MONTGOMERY

DIRECTOR, GROUNDSKEEPING

Shane Montgomery is entering his 21st season with the Royals and second as the Director of Groundskeeping. He previously served as the Manager of Groundskeeping and Landscaping from 2014-21, Tarp Crew Supervisor from 2009-13 and was a member of the groundscrew from 2004-08.

During the 2012-13 seasons, he also worked as a Groundskeeper Specialist with Sporting KC, where his brother is the Director of Turf Operations. In his two seasons there, Sporting KC won the MLS Cup and hosted the MLS All-Star Game.

Montgomery graduated in 2007 with an associate's degree, and later studied political science at the University of Missouri. He lives in Blue Springs, Mo. with his wife, Kelli, daughter, Landry and son, Cash.



Anthony Bruce
Assistant,
Groundskeeping



Jonnie Reed
Sr. Manager,
Groundskeeping



Curtis Brownfield
Manager,
Grounds/Staffing



Clint Elder
Manager, Grounds/
Special Events



Ricky Phillips
Manager, Grounds
Landscaping



Michael Abraham
Director,
Group Sales



David Adams
Sr. Director,
Partnership
Development



Jarrett Alley
Manager,
Ballpark Services



Kyle Armstrong
Manager, Ticket
Solutions & Services



Katie Ashcraft
Manager,
Total Rewards



Nicole Averso
Director, Events
& Activations




Desmond Banks
Manager,
Partnership
Development



Bryce Baumwart
Account Executive,
Membership
Retention Sales



Tyler Belvin
Account Executive,
Group Sales



Heath Bieker
Manager,
Finance



Chase Block
Coordinator,
Crown Schools &
Science of Sport



DJ Breitbach
Manager, Parking &
Transportation



Collin Brody
Director, Business
Data Architecture



Todd Burrow
Sr. Director,
Ballpark
Engineering



Evan Butterfield
Account Manager,
Partnership
Marketing



Adam Cain
Director,
New Sales &
Development



Barry Chambers
Manager,
Technology
Infrastructure &
Operations



Maritza Chavez
Account Coord.,
Partnership
Marketing



Edward Chiu
Sr. Manager,
Ticket Operations



Cory Chlebicki
Manager,
Authentic
Merchandise Sales



Byron Clark
Technician,
Ballpark Operations



Jeff Close
Director,
Premium Sales



Brad Collins
Mascot Coordinator



Lauren Cowden
Stadium Operations
Coordinator



Breckyn Crocker
Sr. Manager,
Media & Channel

ROYALS ASSOCIATES (CONT.)



Brad Crouch
Account Executive,
Group Sales



Dakota Crump
Assistant Manager,
Ballpark Services



Will Cunningham
Manager, Broadcast
Technologies



Colby Curry
Coordinator,
Stadium Tours &
Ballpark Experience



Christine Darr
Director,
Ticket Operations



Shelby Denman
Account Executive,
Group Retention
Sales



Randy Detmer
Security Officer



Brian Desch
Director,
Business Solutions



Harrison Eastburn
Account Executive,
Group Sales



Preston Ellsworth
Coordinator,
Administration,
UYA



Mitchell Emberson
Sr. Manager,
Activations &
Giveaways



Grace Erickson
Coordinator, Digital
& Social Media



Andi Feeley
C-Suite Executive
Assistant



Sarah Feldkamp
Director,
Finance



Ashley Ficken
Director, Authentic
Merchandise Sales



Patrick Fleischmann
Director,
Renovation
Accounting/Risk
Management



Luke Franken
Finance Controller



Darian Frost
Coordinator,
Community
Partnerships &
Events, UYA



Steven Funke
Sr. Director,
Content Creation &
Game
Entertainment



Amy Gale
Sr. Director,
Community Impact
& Executive Director,
The Kansas City
Royals Foundation



Zach Garrett
Manager,
Community Impact
Operations



Steve Garvey
Director,
Partnership
Marketing



Christopher Gilvens
Account Executive,
New Business



Randolph Graham
Technician,
Ballpark Operations



**Troirica
Gresham-Brown**
Human Resources
Generalist

ROYALS ASSOCIATES (CONT.)



Jennifer Guinty
Coordinator,
Event Operations



Jonathan Hanes
Content Producer



Jason Hanna
Team Photographer



Taylor Heiman
Account Director,
Partnership
Marketing



McKenzie Higgins
Recruiter



Alex Hobelmann
Account Executive,
New Business



Robert James
Lead Electrician



Jamie Johnson
Manager,
Premium Retention
Sales



Jeannie Kenyon
Staff Accountant



Nate Kissell
Manager,
Membership
Retention Sales



Clayton Koellner
Account Executive,
Membership
Retention/Sales



Joey Leckbee
Sr. End User
Support Specialist



David Lees
Account Executive,
Group Sales



Scott Lichtenauer
Group Director,
Branded Content &
Innovation



Sam Lutz
Sr. Producer,
Content



Carolina Mach
Manager, Emerging
Tech & Digital
Products



Craig Maddox
Security Officer



Chris Major
Director,
Development,
The Kansas City
Royals Foundation



Lydia Martinez
Junior Graphic
Designer



Brian Mather
Director,
Partnership
Development



Michael Matthews
Manager, Premium
Retention Sales



Jennifer McCarty
Manager,
Group Sales



Mitchell McDaniel
Director,
Infrastructure &
Operation



John McGraw
Security Officer



Dennis Miller
Lead Mechanical
Technician

ROYALS ASSOCIATES (CONT.)



Skyler Miller
End User Support
Specialist



Breanne Mitchell
Coordinator,
Community Impact



Curt Nelson
Sr. Director,
Royals Hall of Fame



Christian Nemmers
Graphic Designer



Haley Ness
Business Analytics
Software Engineer



Annie O'Neill
Coordinator,
Game Presentation



Jodi Parsons
Sr. Director, Payroll



Jana Patton
Director,
Content Creation



Brennan Pearson
Graphic Designer



Emerson Peavey
Sr. Coordinator,
Community Impact



April Peterson
Manager,
Accounting



Jonlyn Pierce
Coordinator,
Accounts Payable



Nick Pieroni
Director,
Guest Experience



Jeff Piper
Executive Producer



Robbie Poulain
Sr. Graphic Designer



Brayden Presley
Copywriter



Kyle Reeves
Manager, Digital
& Social Media



Melanie Roberts
Content Producer



Mike Rodgers
Account Coord.,
Partnership
Marketing



Eddie Rodriguez
Program Manager/
Field Coordinator,
UYA



Joe Rooney
Director,
Ballpark Security



Pete Rovrig
Security Officer



Jonathan Rosa
Manager,
Community
Impact



Bradford Ross
Coordinator,
Scoreboard
Operations



Bryan Ross
Director,
Event Operations


ROYALS ASSOCIATES (CONT.)



Haley Russell
Accounting Analyst



Matt Schulte
Sr. Account Manager,
Partnership
Marketing



Zachary Seaman
Account Executive,
New Business



Jill Seib-Schaub
Director,
Royals Hall of Fame
Education Programs



Ashley Shannon
Coordinator,
Human Resources



Kayla Shively
Sr. Director, Ticket
Sales & Service



Courtney Shivers
Account Manager,
Partnership
Marketing



Erin Sleddens
Sr. Director,
Content Strategy &
Emerging Tech



Donease Smith
Executive Director
of Administration,
UYA



Kayln Soltice
Sr. Manager,
Partnership
Development



**Daniel
Sommerhauser**
Director,
Business Analytics



Shelby Spencer
Account Executive,
Membership
Retention Sales



Patrick Stacy
Sr. Account Manager,
Partnership
Marketing



**Chandra
Stadtmueller**
Manager, Game
Entertainment



Olivia Stevenson
Admin Coordinator,
Community Impact



Michelle Sullivan
Manager,
Sales Academy



Cheryl Sutton
Assistant Manager,
Ballpark Security



Brett Teel
UYA Facility
Operations
Manager



Daniel Thomas
Account Executive,
New Business



Spencer Thomas
Manager,
New Business
Development



Marcia Tillery
Lead Administrator,
Payroll



Brandon Todd
Sr. Motions
Graphic Designer



Jacque Tschirhart
Coordinator, Vault
& Mail Services



Michael Turner
Account Executive,
New Business



Angie Wallace
Associate Director,
Creative Operations

ROYALS ASSOCIATES (CONT.)



Zach Weaver
Director,
Scoreboard
Operations



Caitlin Wienck
Director,
Creative & Brand



Johnny Williams
Director,
Ballpark Services



Scott Williams
Painter



Ryan Ziegler
Sr. Account Exec.,
Membership
Retention Sales



Mark Zimmerman
Account Executive,
New Business

NOT PICTURED

Steven Como, Coordinator, Ticket Operations; **Chandler Davis**, Specialist, Window Cleaning; **Scott Green**, Technician, Ballpark Operations;





SLUGGERRR			# 00
HEIGHT	WEIGHT	THROWS	POSITION
6-9	Don't ask	T-shirts, Hot Dogs & Temper Tantrums	King of the Jungle
FIRST GAME	MARITAL STATUS	HOBBIES	
April 5, 1996	Still on the prowl	Dancing on dugouts and launching hot dogs	
FAVORITE MUSICALS		FAVORITE SONGS	
Cats & The Lion King		"Welcome to the Jungle" and "The Lion Sleeps Tonight"	

ROYAL RUNDOWN	
+ Royals mascot for last 28 seasons	+ 2020 GameOps Mascot of the Year
+ 2023 Mascot Leadership Award winner	+ 2017 Mascot Hall of Fame inductee
+ 2023 Most Creative Bit Award winner	+ 2015 World Series champion

CAREER HIGHLIGHTS

Sluggerrr made his Major League debut on April 5, 1996 at Kauffman Stadium, where he became the official mascot of the Royals. In the 28 years since, this lovable lion has entertained millions of baseball fans at Kauffman Stadium and across the country.

One of the most popular mascots in Major League Baseball, Sluggerrr makes hundreds of special appearances every year. He continues to be a fan favorite and appears at every Royals home game.

In 2023, Sluggerrr was honored with a pair of awards, as voted on by Major League Baseball's mascots. He was named the Mascot Leadership Award recipient for his mentorship of other mascots, and earned the Most Creative Bit Award for unifying the crowd in attendance with a cell phone flashlight bit before the drone show.

In 2020, Sluggerrr was named GameOps Mascot of the Year and in 2017, he was inducted into the Mascot Hall of Fame, becoming the 4th MLB mascot inducted. Sluggerrr was selected for his fun and innovative in-game antics, skits and videos, as well as his school show programs that launched in 2017: Strike Out Bullying and the Teamwork Show.

"I take a lot of pride in being one of the mane attractions at Kauffman Stadium," Sluggerrr said upon his induction. "I'd be lion if I said this wasn't one of my proudest moments as the official mascot of the Kansas City Royals."

Sluggerrr is available to appear at private functions, such as birthday parties, wedding receptions or office holiday parties! Sluggerrr is also available for pregame and in-game visits! Each visit includes memorable moments and opportunities for photos and autographs, not to mention some great merchandise as well!

To contact Sluggerrr, call (816) 504-4332 or email SluggerrrAppearances@royals.com.





MAJOR LEAGUE COACHES & SUPPORT STAFF

46 Manager Matt Quatraro
48 Coaches & Support Staff



MATT QUATRARO



MATT QUATRARO (kwuh-TRAIR-roe) #33 | MANAGER

BORN (AGE) 11/14/73 (50) in Albany, N.Y. **NAMED TO STAFF** Oct. 30, 2022 **WIFE** Chris **KIDS** George & Leo

EXPERIENCE
2024 will be his 29th year in professional baseball, 11th on a big league staff & 2nd as Manager

ROYAL RUNDOWN

- + 1996 Old Dominion Male Athlete of the Year
- + Selected by TB in 8th round of 1996 Draft
- + Played 7 seasons in minors from 1996-02
- + Old Dominion Sports HoF Inductee (2004)
- + Minor League Coach with TB from 2004-13
- + Asst. Hitting Coach with CLE from 2014-17
- + Third Base Coach with TB in 2018
- + Bench Coach with TB from 2019-22

COACHING CAREER

- + **Matt Quatraro** (kwuh-TRAIR-roe) was named the 18th full-time Manager in Royals history on Oct. 30, 2022, and 2023 marked his 28th season in professional baseball, his 10th on a Major League staff and his first as a Manager.
- + Under Q's leadership, the 2023 Royals were much improved after the All-Star break, recording a win percentage improvement of .137 from the 1st to the 2nd half of the season, which was the highest jump in the Majors, ahead of the Dodgers (.098).
- + Before joining the Royals, he spent five years on **Kevin Cash's** staff in Tampa Bay, including one season as the Third Base Coach in 2018 and four years as the Bench Coach from 2019-22...the Rays reached the postseason in four of those five years, including a World Series appearance in 2020.
- + In his time as Bench Coach with Tampa Bay from 2019-22, the Rays 322-224 (.590) record ranked 4th in MLB behind the Dodgers, Astros and Yankees.
- + Was the Asst. Hitting Coach on **Terry Francona's** staff in Cleveland from 2014-17, including a World Series appearance in 2016...during his four-year tenure, Cleveland's offense ranked 1st in the Majors in doubles, 4th in walks and 5th in OPS.
- + His tenure in Cleveland overlapped with Royals Chairman and CEO **John Sherman**, who at the time was Vice Chairman of the Guardians.
- + Q worked with four Silver Slugger Award winners as Cleveland's Asst. Hitting Coach, including **Michael Brantley** (2014), **Yan Gomes** (2014), **Francisco Lindor** (2017) and **José Ramirez** (2017).
- + During his 10 seasons on a big league staff, his teams reached the postseason six times...in the last eight years, he's been a part of five teams that have won at least 90 games, including Cleveland's 102-win team in 2017 and the 100-win Rays in 2021.
- + His coaching career began with a 10-year stint in the Rays organization, including four seasons as Manager of three different A-level affiliates from 2006-09 and four years as the Minor League Hitting Coordinator from 2010-13.

COACHING CAREER (CONT.)

- + During his tenure with the Rays, he coached or managed several minor leaguers who went on to play in the big leagues, including **Wade Davis**, **Josh Hamilton**, **Evan Longoria** and **Stephen Vogt**.
- + He is one of 12 current big league Managers who did not play in the Majors, along with **Brandon Hyde** (Baltimore), **Pedro Grifol** (White Sox), **John Schneider** (Toronto), **Brian Snitker** (Atlanta), **Rob Thomson** (Philadelphia), **Derek Shelton** (Pittsburgh), **Oliver Marmol** (St. Louis), **Joe Espada** (Houston), **Carlos Mendoza** (Mets), **Pat Murphy** (Milwaukee) and **Mike Shildt** (San Diego).

PLAYING CAREER

- + Played seven seasons in the Rays organization from 1996-02, topping out at Triple-A Durham in his final year...he primarily played catcher, but also saw time at first base, third base and the corner outfield positions...went to minor league camp with the Yankees in 2003 before retiring as a player with a .286 lifetime batting average.
- + On July 6, 1997, he became the first player in the organization's history to hit for the cycle, with Low-A Charleston.
- + Selected by the Rays in the 8th round of the 1996 Draft, which marked the club's first ever Draft.

MISCELLANEOUS NOTES

- + He and his wife, Chris, reside in Kansas City with their sons, George (8) and Leo (6).
- + Graduated in 1992 from Bethlehem Central High School (N.Y.), and attended Old Dominion University—the same school **Vinnie Pasquantino** attended—where he was named Male Athlete of the Year in 1996 and earned a degree in history.
- + Inducted into the Old Dominion Sports Hall of Fame in 2004 and the Bethlehem Central High School Hall of Fame in 2015.
- + Quatraro is the fifth Manager in Major League history with a last name that starts with the letter Q, following **Joe Quinn** (1895-99), **Frank Quilici** (1972-75), **Mel Queen** (1997) and **Mike Quade** (2010-11).

"Data doesn't make the decisions. It informs the decisions, and it creates more questions that you can ask that help you make better decisions down the road." - **Matt Quatraro**

MATT QUATRARO'S PLAYING CAREER

YEAR	TEAM	G	AB	R	H	2B	3B	HR	RBI	HBP	BB	SO	SB	CS	AVG	OBP	SLG	OPS	E
1996	Butte (R)	59	244	53	84	16	4	1	59	8	25	29	3	1	.344	.418	.455	.873	16
1997	Charleston (A)	78	294	35	88	18	2	7	42	2	18	55	15	5	.299	.339	.446	.785	14
1998	St. Petersburg (A+)	73	270	36	67	14	2	4	31	2	31	67	4	0	.248	.327	.359	.686	12
1999	St. Petersburg (A+)	73	218	20	57	14	2	3	23	1	14	47	3	1	.261	.309	.385	.694	5
	Orlando (AA)	1	4	1	1	0	0	1	2	0	0	2	0	0	.250	.250	1.000	1.250	0
2000	St. Petersburg (A+)	15	49	6	10	1	1	1	3	0	2	14	0	0	.204	.235	.327	.562	2
2001	Orlando (AA)	81	271	38	88	24	2	6	35	7	17	60	4	1	.325	.375	.494	.869	4
2002	Durham (AAA)	35	101	12	20	4	1	0	7	2	5	26	0	0	.198	.248	.257	.505	5
MINOR LEAGUE TOTALS		415	1451	201	415	91	14	23	202	22	112	300	29	8	.286	.343	.416	.759	58

MATT QUATRARO (CONT.)

MATT QUATRARO'S COACHING EXPERIENCE

YEAR	POSITION	TEAM	TEAM W-L	POSTSEASON
2004	Catching Instructor/Hitting Coach	Hudson Valley (A)	39-33	-
2005	Coach	Hudson Valley (A)	31-43	-
2006	Manager	Hudson Valley (A)	31-43	-
2007	Manager	Hudson Valley (A)	34-42	-
2008	Manager	Columbus (A)	67-69	-
2009	Manager	Bowling Green (A)	64-74	-
2010	Minor League Hitting Coordinator	Tampa Bay	-	-
2011	Minor League Hitting Coordinator	Tampa Bay	-	-
2012	Minor League Hitting Coordinator	Tampa Bay	-	-
2013	Minor League Hitting Coordinator	Tampa Bay	-	-
2014	Assistant Hitting Coach	Cleveland	85-77	-
2015	Assistant Hitting Coach	Cleveland	81-80	-
2016	Assistant Hitting Coach	Cleveland	94-67	Lost WS vs. CHC (4-3)
2017	Assistant Hitting Coach	Cleveland	102-60	Lost ALDS vs. NYY (3-2)
2018	Third Base Coach	Tampa Bay	90-72	-
2019	Bench Coach	Tampa Bay	96-66	Lost ALDS vs. HOU (3-2)
2020	Bench Coach	Tampa Bay	40-20	Lost WS vs. LAD (4-2)
2021	Bench Coach	Tampa Bay	100-62	Lost ALDS vs. BOS (3-1)
2022	Bench Coach	Tampa Bay	86-76	Lost ALWC vs. CLE (2-0)
2023	Manager	Kansas City	56-106	-

ROYALS MANAGER RECORDS BY SEASON

YEAR	MANAGER	RECORD	YEAR	MANAGER	RECORD	YEAR	MANAGER	RECORD
1969	Joe Gordon	69-93	1989	John Wathan	92-70	2007	Buddy Bell	69-93
1970	Charlie Metro	19-33	1990	John Wathan	75-86	2008	Trey Hillman	75-87
	Bob Lemon	46-64	1991	John Wathan	15-22	2009	Trey Hillman	65-97
1971	Bob Lemon	85-76		Bob Schaefer*	1-0	2010	Trey Hillman	12-23
1972	Bob Lemon	76-78		Hal McRae	66-58		Ned Yost	55-72
1973	Jack McKeon	88-74	1992	Hal McRae	72-90	2011	Ned Yost	71-91
1974	Jack McKeon	77-85	1993	Hal McRae	84-78	2012	Ned Yost	72-90
1975	Jack McKeon	50-46	1994	Hal McRae	64-51	2013	Ned Yost	86-76
	Whitey Herzog	41-25	1995	Bob Boone	70-74	2014	Ned Yost	89-73
1976	Whitey Herzog	90-72	1996	Bob Boone	75-86	2015	Ned Yost	95-67
1977	Whitey Herzog	102-60	1997	Bob Boone	36-46	2016	Ned Yost	81-81
1978	Whitey Herzog	92-70		Tony Muser	31-48	2017	Ned Yost	80-82
1979	Whitey Herzog	85-77	1998	Tony Muser	72-89	2018	Ned Yost	58-104
1980	Jim Frey	97-65	1999	Tony Muser	64-97	2019	Ned Yost	59-103
1981	Jim Frey	30-40	2000	Tony Muser	77-85	2020	Mike Matheny	26-34
	Dick Howser	20-13	2001	Tony Muser	65-97	2021	Mike Matheny	74-88
1982	Dick Howser	90-72	2002	Tony Muser	8-15	2022	Mike Matheny	65-97
1983	Dick Howser	79-83		John Mizerock*	5-8	2023	Matt Quatraro	56-106
1984	Dick Howser	84-78		Tony Peña	49-77			
1985	Dick Howser	91-71	2003	Tony Peña	83-79			
1986	Dick Howser	40-48	2004	Tony Peña	58-104			
	Mike Ferraro*	36-38	2005	Tony Peña	8-25			
1987	Billy Gardner	62-64		Bob Schaefer	5-12*			
	John Wathan	21-15		Buddy Bell	43-69			
1988	John Wathan	84-77	2006	Buddy Bell	62-100			

*interim

ROYALS MANAGER RECORDS BY WINS

MANAGER	W	L	T	PCT	SEASONS
Ned Yost	746	839	0	.471	2010-19 (10)
Whitey Herzog	410	304	0	.574	1975-79 (5)
Dick Howser	404	365	1	.525	1981-89 (6)
Tony Muser	317	431	0	.424	1997-2002 (6)
John Wathan	287	270	0	.515	1987-91 (5)
Hal McRae	286	277	0	.508	1991-94 (4)
Jack McKeon	215	205	0	.512	1973-75 (3)
Bob Lemon	207	218	0	.487	1970-72 (3)
Tony Peña	198	285	0	.410	2002-05 (4)
Bob Boone	181	206	0	.468	1995-97 (3)
Buddy Bell	174	262	0	.399	2005-07 (3)
Mike Matheny	165	219	0	.430	2020-22 (3)
Trey Hillman	152	207	0	.423	2008-10 (3)
Jim Frey	127	105	0	.547	1980-81 (2)
Joe Gordon	69	93	1	.426	1969 (1)
Billy Gardner	62	64	0	.492	1987 (1)
Matt Quatraro	56	106	0	.346	2023 (1)
Mike Ferraro	36	38	0	.486	1986 (1)
Charlie Metro	19	33	0	.365	1970 (1)
Bob Schaefer	6	12	0	.333	1991, 2005 (2)
John Mizerock	5	8	0	.385	2002 (1)

ROYALS MANAGER RECORDS BY WIN PCT

MANAGER	PCT	W	L	T	SEASONS
Whitey Herzog	.574	410	304	0	1975-79 (5)
Jim Frey	.547	127	105	0	1980-81 (2)
Dick Howser	.525	404	365	1	1981-89 (6)
John Wathan	.515	287	270	0	1987-91 (5)
Jack McKeon	.512	215	205	0	1973-75 (3)
Hal McRae	.508	286	277	0	1991-94 (4)
Billy Gardner	.492	62	64	0	1987 (1)
Bob Lemon	.487	207	218	0	1970-72 (3)
Mike Ferraro	.486	36	38	0	1986 (1)
Ned Yost	.471	746	839	0	2010-19 (10)
Bob Boone	.468	181	206	0	1995-97 (3)
Mike Matheny	.430	165	219	0	2020-22 (3)
Joe Gordon	.426	69	93	1	1969 (1)
Tony Muser	.424	317	431	0	1997-2002 (6)
Trey Hillman	.423	152	207	0	2008-10 (3)
Tony Peña	.410	198	285	0	2002-05 (4)
Buddy Bell	.399	174	262	0	2005-07 (3)
John Mizerock	.385	5	8	0	2002 (1)
Charlie Metro	.365	19	33	0	1970 (1)
Matt Quatraro	.346	56	106	0	2023 (1)
Bob Schaefer	.333	6	12	0	1991, 2005 (2)



JOSÉ ALGUACIL (ahl-gua-SEEL) #68 | INFIELD COACH

BORN (AGE)	NAMED TO STAFF	SONS
8/9/72 (51) in Caracas, Venezuela	Dec. 1, 2022	Nicolas, Luis and Marco
EXPERIENCE		
2024 will be his 32nd year in professional ball, 23rd as a coach and 5th on a big league staff		

ROYAL RUNDOWN

- + Played 7 seasons in minors from 1993-98, 00
- + Coached & managed in SF org from 2007-21
- + Played in Independent League in 1999, 2001
- + Coached on Spain's WBC Team in 2013
- + Instructor with MON/WAS from 2002-06
- + Minor League Infield Coord. w/ WAS in 2021

COACHING CAREER

- + **José Alguacil** (ahl-gua-SEEL) goes by "Aggy."
- + He is entering his 32nd season in professional baseball and 23rd as a coach...he had a five-year stint from 2002-06 with the Montreal/Washington organization, before spending 15 seasons in San Francisco's organization from 2007-21, including three years as the Giants First Base Coach from 2017-19...before joining the Royals in December 2022, he served as a Minor league Infield Coordinator with Washington for the 2022 season.
- + During his first year as the club's Infield Coach in 2023, Royals infielders boasted stellar defensive numbers...by measure of Outs Above Average, a range-based metric of fielding skill presented by *Statcast*, Kansas City had the American League's best defensive third baseman in **Maikel Garcia** (13) and the best shortstop in **Bobby Witt Jr.** (14).
- + His managerial stops include Low-A Vermont in 2004 and 2006, Double-A Richmond in 2015 and from 2020-21 and Triple-A Sacramento in 2016.
- + He was the Minor League Infield Instructor for three World Series championship teams with the Giants, in 2010, 2012 and 2014.

PLAYING CAREER

- + Was an infielder for nine seasons from 1993-2001, including six seasons in the Giants organization (1993-98), one season in the White Sox organization (2000) and two seasons in Independent Leagues.
- + He hit .237 with 13 home runs and 106 stolen bases during his seven-year minor league career and topped out at Triple-A in 2000 with the White Sox.

MISCELLANEOUS NOTES

- + José has three sons: Nicolas, Luis and Marco.
- + He spoke no English when he arrived at his first Spring Training...on his third day, he bought a dictionary and began hanging out with American players to spend more time around English speakers.
- + He was the Bench Coach for the Leones del Caracas from 2019-21 before being named Manager in 2022, a role he still holds during Winter Ball season. He led Caracas to their 21st championship, and their first in 13 seasons, in 2022-23.
- + He managed Team Venezuela in the 2023 Caribbean Series, guiding them to the championship game where they lost to Team Dominican Republic.

JOSÉ ALGUACIL'S COACHING EXPERIENCE

YEAR	ORGANIZATION	TEAM	LEAGUE	POSITION
2002-03	Montreal	Montreal Expos	Minors	Minor League Instructor
2004	Montreal	Vermont Expos (A)	New York-Penn	Manager (34-38)
2005	Washington	Washington Nationals	Minors	Infield Coordinator
2006	Washington	Vermont Lake Monsters (A)	New York-Penn	Manager (23-52)
2007-14	San Francisco	San Francisco Giants	Minors	Roving Infield Instructor
2015	San Francisco	Richmond Flying Squirrels (AA)	Eastern	Manager (72-68)
2016	San Francisco	Sacramento River Cats (AAA)	Pacific Coast	Manager (69-75)
2017-19	San Francisco	San Francisco Giants	National	First Base Coach
2020-21	San Francisco	Richmond Flying Squirrels (AA)	AA Northeast	Manager (57-56)
2022	Washington	Washington Nationals	Minors	Infield Coordinator
2023	Kansas City	Kansas City Royals	American	Infield Coach

JOSÉ ALGUACIL'S PLAYING CAREER

YEAR	TEAM	G	AB	R	H	2B	3B	HR	RBI	HB	BB	SO	SB	CS	AVG	OBP	SLG	OPS	E
1993	AZL Giants (R)	42	145	28	35	6	1	1	13	1	6	23	8	1	.241	.275	.317	.592	13
1994	Clinton (A)	74	245	40	71	13	0	1	25	5	13	42	6	6	.290	.337	.355	.692	20
	Everett (A-)	45	169	24	36	7	0	0	7	8	10	41	18	4	.213	.289	.254	.543	14
1995	San Jose (A)	58	225	30	53	10	3	0	17	4	14	44	11	6	.236	.290	.307	.597	6
	Burlington (A)	38	136	15	30	2	0	0	5	2	7	27	13	1	.221	.269	.235	.504	16
	Shreveport (AA)	1	4	1	1	0	0	0	1	0	0	1	1	0	.250	.250	.250	.500	1
1996	San Jose (A)	79	272	53	72	11	3	1	31	7	24	53	18	7	.265	.338	.338	.676	7
	Shreveport (AA)	13	24	2	5	0	0	0	1	3	9	0	0	0	.208	.321	.208	.530	0
1997	San Jose (A)	122	392	53	81	15	2	7	42	10	32	98	13	13	.207	.283	.309	.592	19
1998	Bakersfield (A+)	61	228	25	57	11	2	2	23	8	11	45	3	0	.250	.308	.342	.650	13
	Shreveport (AA)	43	97	13	20	3	1	1	6	1	9	15	3	2	.206	.280	.289	.569	3
2000	Winston-Salem (A)	40	138	18	37	9	2	0	18	2	7	19	10	3	.268	.311	.362	.673	11
	Birmingham (AA)	9	19	1	1	0	0	0	0	3	3	2	0	0	.053	.182	.053	.234	0
	Charlotte (AAA)	3	9	0	0	0	0	0	0	0	1	0	0	0	.000	.000	.000	.000	0
MINOR LEAGUE TOTALS		628	2103	303	499	87	14	13	188	49	139	421	106	43	.237	.299	.311	.609	123



ZACH BOVE (bohv) #84 | ASSISTANT PITCHING COACH

BORN (AGE)	NAMED TO STAFF	WIFE	KIDS
4/25/88 (35) in Winter Haven, Fla.	Dec. 23, 2022	Kristina	Quinn, Gabrielle

EXPERIENCE
 2024 will be his 13th year in a coaching role and 2nd on a big league staff

ROYAL RUNDOWN

- + Played IF from 2007-08 at Central Florida
- + Finished collegiate career at Flagler College
- + Did not play professionally
- + Coached at Central Florida from 2012-18
- + Spent 4 seasons in MIN organization, 2019-22
- + MIN Asst. Pitching Coord. from 2021-22

COACHING CAREER

- + **Zach Bove** (bohv) is in his second season as the Royals Assistant Pitching Coach after spending the previous four seasons with the Minnesota Twins...he joined the Twins in 2019 as the Pitching Coach for their Gulf Coast League team, served as a Special Projects Coordinator in 2020 and was the Minor League Assistant Pitching Coordinator from 2021-22.
- + Bove brought an analytical edge to Kansas City when he joined the club in December 2022, and his role as a strategist was profiled in [a feature story](#) by MLB.com's **Anne Rogers** in February 2023.
- + His coaching career began in 2012 at the College of Central Florida, where he worked for seven years, including the last five as the Pitching Coach and Recruiting Coordinator.
- + He developed six pitchers at Central Florida who were drafted, including right hander **Nate Pearson**, who transferred from Florida International... Pearson, who was selected by Toronto in the 1st round of the 2017 Draft, credits much of his success at Central Florida to his work with Bove.

MISCELLANEOUS NOTES

- + Zach and his wife, Kristina, have two daughters, Quinn and Gabrielle.
- + Played first base for Central Florida from 2007-08, leading the Patriots to a state runner-up finish in 2007 while earning all-conference honors, before finishing his collegiate career at Flagler College.
- + Played for the 2009 Vermont Mountaineers, a team in the New England Collegiate Baseball League, where he was teammates with future big leaguer **Nick Martinez**.
- + He owns a master's degree from the University of Missouri.
- + Earned a purple belt in jiu jitsu between the 2023-24 seasons.

ZACH BOVE'S COACHING EXPERIENCE

YEAR	ORGANIZATION	TEAM	LEAGUE	POSITION
2012-13	College of Central Florida	Central Florida Patriots	-	Hitting Coach
2014-18	College of Central Florida	Central Florida Patriots	-	Pitching Coach & Recruiting Coordinator
2019	Minnesota	Gulf Coast Twins (R)	Gulf Coast	Pitching Coach
2020	Minnesota	Minnesota Twins	Minors	Special Projects Coordinator
2021-22	Minnesota	Minnesota Twins	Minors	Assistant Pitching Coordinator
2023	Kansas City	Kansas City Royals	American	Assistant Pitching Coach





KEONI DeRENNE #77 | ASSISTANT HITTING COACH

(kee-oh-nee deh-RENN)

BORN (AGE) 4/30/79 (44) in Honolulu, Hawaii **NAMED TO STAFF** Nov. 12, 2021

EXPERIENCE
2024 will be his 24th year in baseball, 13th as a coach and 5th with the Royals organization

ROYAL RUNDOWN

- + Played 8 seasons in minors from 2000-06, 10 + Coached with PIT org from 2012-18
- + Played in Independent League from 2007-09 + Coached with CHC org in 2019
- + Played for Team USA in 1998 and 1999 + Joined KC org in 2020 as Asst. Hitting Coord.

COACHING CAREER

- + **Keoni DeRenne** (kee-oh-nee deh-RENN) is in his fifth season in the Royals organization and third as the Major League Assistant Hitting Coach...from 2020-21, he worked as the Minor League Assistant Hitting Coordinator.
- + Since joining the Major League club in 2022, he's worked closely with the young Royals players who have debuted during that time, including **Bobby Witt Jr.**, who in 2023 became the first Royal to ever record a 30-homer/30-steal season, and **MJ Melendez**, who ranked tied for 11th in the Majors with a 93.2 mph average exit velocity in 2023.
- + Prior to joining the Royals, he was the Hitting Coach for Triple-A Iowa in 2019...that followed a seven-year stint in the Pirates organization, including stints as the Hitting Coach at Double-A Altoona in 2018, High-A Bradenton from 2016-17 and Low-A West Virginia from 2014-15...he also managed the Pirates Dominican Summer League team in 2013 and coached the GCL Pirates in 2012.
- + He served as the Hitting Coach for the Glendale Desert Dogs during the 2017 Arizona Fall League.
- + He's won two league championships as a coach, including in 2012 with the Gulf Coast League Pirates and with Bradenton in 2016.

PLAYING CAREER

- + Played eight seasons as an infielder in the minors from 2000-06 and in 2010 with the Braves, Yankees, Diamondbacks, Red Sox and Phillies.
- + Also played three seasons from 2007-09 with the York Revolution of the Independent Atlantic League.
- + In his first full season in 2001, he led Southern League second basemen with a .986 fielding pct.
- + Selected by Atlanta in the 12th round of the 2000 Draft out of the University of Arizona, where he was a three-time All-American and a two-time Pac-10 First Team honoree.
- + Played for Team USA at the 1998 World Championship Qualifier in Nicaragua and was a member on the 1999 USA National Team...played for Team USA on the 1996 Junior National Team that won a bronze medal in Sancti Spiritus, Cuba.
- + Hawaii High School State Player of the Year in 1997.

MISCELLANEOUS NOTES

- + Keoni resides in Honolulu, Hawaii.
- + He is the great-grandson of **Wilbur Cooper**, Pittsburgh's all-time wins leader (202), who went 216-178 in 517 Major League appearances from 1912-26 for the Pirates, Cubs and Tigers.

KEONI DeRENNE'S COACHING EXPERIENCE

YEAR	ORGANIZATION	TEAM	LEAGUE	POSITION
2012	Pittsburgh	Gulf Coast Pirates (R)	Gulf Coast	Coach
2013	Pittsburgh	Dominican Pirates	Dominican Summer	Manager
2014-15	Pittsburgh	West Virginia Power (A)	South Atlantic	Hitting Coach
2016-17	Pittsburgh	Bradenton Pirates (A+)	Florida State	Hitting Coach
2018	Pittsburgh	Altoona (AA)	Eastern	Hitting Coach
2019	Chicago Cubs	Iowa Cubs (AAA)	Pacific Coast	Hitting Coach
2020-21	Kansas City	Kansas City Royals	Minors	Assistant Hitting Coordinator
2022-23	Kansas City	Kansas City Royals	American	Assistant Hitting Coach

KEONI DeRENNE'S PLAYING CAREER

YEAR	TEAM	G	AB	R	H	2B	3B	HR	RBI	HB	BB	SO	SB	CS	AVG	OBP	SLG	OPS	E
2000	Macon (A)	38	145	13	38	9	1	11	2	11	20	3	3		.262	.319	.359	.677	6
	Jamestown (A-)	20	66	19	20	6	0	1	9	2	11	5	6	1	.303	.413	.439	.852	0
2001	Greenville (AA)	130	453	42	108	15	2	3	42	5	44	57	4	2	.238	.311	.300	.611	10
2002	Greenville (AA)	107	320	51	88	25	3	3	47	1	41	39	2	4	.275	.355	.400	.755	13
2003	Trenton (AA)	37	96	5	23	4	0	1	7	0	5	13	0	1	.240	.275	.313	.587	2
	Greenville (AA)	23	41	3	6	0	0	0	1	7	11	0	0		.146	.286	.146	.432	0
2004	Lancaster (A+)	15	61	11	15	4	1	0	10	0	6	7	2	2	.246	.309	.344	.653	2
	El Paso (AA)	17	61	16	22	4	2	0	9	1	15	4	1	1	.361	.487	.492	.979	2
	Tucson (AAA)	87	291	39	89	19	2	0	41	2	23	30	3	2	.306	.352	.385	.737	7
2005	Lancaster (A+)	10	41	10	12	1	0	0	4	0	9	3	1	0	.293	.420	.317	.737	1
	Tucson (AAA)	72	232	43	68	11	2	3	26	2	22	23	5	0	.293	.355	.397	.752	6
2006	GCL Red Sox (R)	2	4	0	0	0	0	0	0	0	2	1	0	1	.000	.333	.000	.333	1
	Portland (AA)	74	250	33	56	6	0	1	20	1	22	27	3	1	.224	.289	.260	.549	17
	Pawtucket (AAA)	10	33	1	6	0	0	0	1	0	3	1	0	0	.182	.250	.182	.432	0
2010	Lakewood (A)	10	30	5	10	5	0	0	4	1	4	4	0	1	.333	.429	.500	.929	2
	Clearwater (A+)	7	20	5	8	2	0	0	3	1	3	2	0	0	.400	.500	1.000	1	
	Reading (AA)	34	92	11	19	3	0	0	8	1	16	10	0	0	.207	.327	.239	.566	3
	Lehigh Valley (AAA)	6	12	0	3	0	0	0	0	0	2	1	0	0	.250	.357	.250	.607	0
MINOR LEAGUE TOTALS		699	2248	307	591	114	13	13	242	20	246	258	30	19	.263	.338	.343	.680	73



JOE DILLON #70 | ASSISTANT HITTING COACH

BORN (AGE)	NAMED TO STAFF	WIFE	KIDS
8/2/75 (48) in Modesto, Calif.	Nov. 30, 2023	Tilleri	Cole, Bray

EXPERIENCE
2024 will be his 23rd year in baseball, 11th as a coach and 1st with the Royals organization

ROYAL RUNDOWN

- + Played professionally for 12 seasons
- + Texas Tech HOF Inductee (2008)
- + Played 4 seasons in MLB with FLA, MIL, TB
- + WAS Assistant Hitting Coach from 2018-19
- + Selected by Kansas City in 7th rd of 1997 Draft
- + PHI Hitting Coach from 2020-21
- + Selected by Minnesota in 2001 Rule 5 Draft
- + WAS MiLB Hitting Coordinator, 2002-23

COACHING CAREER

- + **Joe Dillon** is in his first season as the Royals Assistant Hitting Coach, after spending the last two seasons as the Minor League Hitting Coordinator in the Washington Nationals organization.
- + He served on two Major League coaching staffs before joining Kansas City, including two years as Philadelphia's Hitting Coach from 2020-21 and two years as Washington's Assistant Hitting Coach from 2018-19...prior to that, he was the Minor League Hitting Coordinator in the Miami Marlins organization from 2016-17, and he began his coaching career with Washington in 2014, where he was the Hitting Coach for the Triple-A Syracuse Chiefs for two seasons.
- + While serving as the Assistant Hitting Coach in 2019, the Nationals won their first World Series Championship in franchise history...**Howie Kendrick** was named the NLCS MVP after batting .333 (5-for-15) with 4 RBI.
- + Dillon coached several eventual Major Leaguers during his time with Triple-A Syracuse from 2014-15, including **Michael A. Taylor**, **Trea Turner**, **Brian Goodwin** and **Steven Souza Jr.**, among others.

PLAYING CAREER

- + Played for 12 seasons as an infielder, including time in the Tampa Bay (2009-10), Milwaukee (2007-08), Florida (2004-05), Minnesota (2002) and Kansas City (1997-01) organizations.
- + Made his Majors debut on May 18, 2005 with the Marlins...he played 27 Major League games for the Marlins that season, 95 games for Milwaukee from 2007-08 and 15 games for Tampa Bay in 2009.
- + In 2004, he was named the Florida Marlins Minor League Player of the Year, batting .329 with 39 home runs across Double-A and Triple-A.
- + Dillon was selected by the Royals in the 7th round of the 1997 Draft and reached as high as Triple-A Omaha in Kansas City's organization.

MISCELLANEOUS NOTES

- + Joe and his wife, Tilleri, reside in Rockwall, Texas... the couple has two sons: Cole (21) and Bray (15).
- + Attended Santa Rosa (Calif.) Junior College and finished his collegiate career at Texas Tech University...in his senior season in 1997, he set a Texas Tech record with 33 homers and was named the Big 12 Player of the Year and an All-American.
- + In 2008, he was inducted into the Texas Tech Athletics Hall of Fame.

JOE DILLON'S COACHING EXPERIENCE

YEAR	ORGANIZATION	TEAM	LEAGUE	POSITION
2014-15	Washington	Syracuse Chiefs (AAA)	International	Hitting Coach
2016-17	Miami	Miami Marlins	Minors	Minor League Hitting Coordinator
2018-19	Washington	Washington Nationals	National	Assistant Hitting Coach
2020-21	Philadelphia	Philadelphia Phillies	National	Hitting Coach
2022-23	Washington	Washington Nationals	Minors	Minor League Hitting Coordinator

JOE DILLON'S PLAYING CAREER

YEAR	TEAM	G	AB	R	H	2B	3B	HR	RBI	HB	BB	SO	SB	CS	AVG	OBP	SLG	OPS	E
1997	Spokane (A)	19	70	6	15	3	0	2	6	1	5	13	1	0	.214	.276	.343	.619	0
1998	Lansing (A)	73	268	37	70	17	2	15	43	0	36	57	9	2	.261	.349	.507	.856	0
1999	Wilmington (A+)	134	503	73	133	31	2	16	90	7	59	124	9	6	.264	.347	.429	.776	0
2000	Wichita (AA)	62	220	35	70	16	2	10	43	7	39	38	0	0	.318	.428	.545	.973	0
	Omaha (AAA)	45	149	19	42	11	2	1	11	2	17	26	1	0	.282	.363	.403	.766	0
2001	Wichita (AA)	101	369	62	106	19	3	15	59	8	36	60	4	3	.287	.361	.477	.838	0
2002	New Britain (AA)	103	344	47	90	20	2	9	50	6	54	62	3	1	.262	.368	.410	.778	0
	Edmonton (AAA)	6	18	5	3	1	0	0	0	0	2	2	1	0	.167	.250	.222	.472	0
2004	Carolina (AA)	33	117	26	40	13	0	9	31	4	14	29	3	2	.342	.426	.684	1.110	0
	Albuquerque (AAA)	108	403	96	131	33	7	30	86	10	46	85	12	3	.325	.400	.665	1.065	0
2005	Albuquerque (AAA)	98	350	80	126	21	1	24	72	12	57	59	11	1	.360	.459	.631	1.090	14
	FLORIDA	27	36	6	6	1	0	1	1	1	1	8	0	0	.167	.211	.278	.489	1
2007	Nashville (AAA)	94	319	69	101	28	2	20	73	2	50	34	6	1	.317	.405	.605	1.010	8
	MILWAUKEE	39	76	12	26	8	2	0	10	1	5	14	0	0	.342	.390	.500	.890	0
2008	Nashville (AAA)	46	171	35	45	8	1	5	23	3	29	30	1	2	.263	.374	.409	.783	5
	MILWAUKEE	56	75	13	16	3	0	1	6	1	13	21	1	0	.213	.337	.293	.630	1
2009	Durham (AAA)	35	123	18	30	5	0	2	13	6	14	17	4	0	.244	.340	.333	.673	2
	TAMPA BAY	15	30	4	9	0	0	1	2	2	3	4	0	0	.300	.400	.400	.800	0
2010	Durham (AAA)	96	351	58	92	23	0	9	57	7	34	56	5	0	.262	.334	.405	.739	11
MINOR LEAGUE TOTALS		945	3775	666	1094	249	24	167	657	75	492	692	70	21	.290	.378	.501	.879	40
MAJOR LEAGUE TOTALS		137	217	35	57	12	2	3	19	5	22	47	1	0	.263	.344	.378	.722	2

MIGUEL GARCIA



MIGUEL GARCIA #82 | MAJOR LEAGUE COACH

BORN (AGE)	WIFE	KIDS
Sept. 29, 1970 (53)	Elizabeth	O'Neil, Maria, Steven, Nomar, Mixiara & Eliana

EXPERIENCE
2024 will be his 24th year in the Royals organization and 16th on the big league staff

ROYAL RUNDOWN

- + Played in minors with CLE from 1992-94
- + Has assisted with Dominican Team in WBC
- + Joined KC org in 2001 with DSL team
- + Part of Royals staff in 2015-16 All-Star Games
- + Was Royals BP Pitcher from 2009-22
- + Has 6 children and 2 grandchildren

COACHING CAREER

+ **Miguel Garcia** is entering his 24th season with the Royals organization and second as the Major League Coach...he spent the previous 14 seasons from 2009-22 as the Batting Practice Pitcher, after joining the organization in 2001 as a Hitting and Outfield Coach for the Dominican Royals.

PLAYING CAREER

+ Played two seasons for Cleveland's Dominican Summer League team from 1992-93 after signing as an international free agent in October 1991...he led the Ciabo Division with a .376 average (65-for-173) in 1993 and finished tied for 4th in doubles (14), earning Ciabo Division All-Star honors.

MISCELLANEOUS NOTES

+ Miguel is a native of Villa González, Santiago, Dominican Republic...he and his wife, Elizabeth, have six children: O'Neil, Maria, Steven, Nomar, Mixiara and Eliana, and two grandchildren: Luian and Saraly.

MIGUEL GARCIA'S COACHING EXPERIENCE

YEAR	ORGANIZATION	TEAM	LEAGUE	POSITION
2001-08	Kansas City	Dominican Royals	Dominican Summer	Hitting and Outfield Coach
2009-22	Kansas City	Kansas City Royals	American	Batting Practice Pitcher
2023	Kansas City	Kansas City Royals	American	Major League Coach

MIGUEL GARCIA'S PLAYING CAREER

YEAR	TEAM	G	AB	R	H	2B	3B	HR	RBI	BB	SO	SB	AVG
1992	DSL Indians	53	170	24	46	8	3	0	24	21	23	7	.271
1993	DSL Indians	51	173	41	65	14	5	0	29	41	17	8	.376
1994	Watertown (A)	23	55	12	10	1	0	1	7	11	15	0	.182
	Burlington (R)	10	34	0	7	1	0	0	1	4	7	5	.206
MINOR LEAGUE TOTALS		137	432	77	128	24	8	1	61	77	62	20	.296



Miguel Garcia threw to **Salvador Perez** in the 2021 Home Run Derby at Colorado's Coors Field. Salvy hit 28 home runs, the most by a Royal and the most ever by a catcher in the Home Run Derby.

DAMON HOLLINS



DAMON HOLLINS

#39 | FIRST BASE COACH

BORN (AGE)	NAMED TO STAFF	WIFE	KIDS
June 12, 1974 (49) in Fairfield, Calif.	Nov. 12, 2021	Patrice	Tahari, Ameerah, Averi

EXPERIENCE

2024 will be his 32nd year in baseball, 15th as a coach and 4th on the big league staff

ROYAL RUNDOWN

- + Played professionally for 17 seasons
- + Selected by Atlanta in 4th rd of 1992 Draft
- + Played 4 seasons in MLB with ATL, LAD, TB
- + Played 2007 in Japan with Yomiuri Giants
- + Hitting Coach in KC minors from 2010-19
- + Joined Royals staff in 2020 as 1B Coach
- + Returned to minors as Coordinator in 2021
- + Re-joined Royals staff in 2022

COACHING CAREER

- + **Damon Hollins** is in his fourth season as the Royals First Base Coach, following 2022-23 and 2020, when he served as a replacement for **Rusty Kuntz** during the pandemic-shortened season...he also filled in as the First Base Coach during the final weeks of the 2021 season.
- + Hollins is also the Outfield, Baserunning and Bunting Coordinator...the 2023 club finished 3rd in the Majors and led the American League with 163 stolen bases, including 49 from **Bobby Witt Jr.**, who ranked 4th in the Majors...the Royals 163 steals was their 8th-highest single-season total in franchise history and their most since 1996 (195).
- + He was the Minor League Outfield, Baserunning and Bunting Coordinator during the 2021 season.
- + Hollins' coaching career began with 10 seasons in the minors as a Hitting Coach across many levels of the organization, including Burlington (2010), Kane County (2011), Wilmington (2012), Idaho Falls (2013-14, 2017-19) and Lexington (2015-16).

PLAYING CAREER

- + Enjoyed a 17-year playing career as an outfielder from 1992-2008, including four seasons in the Majors with Atlanta (1998, 2004), the Dodgers (1998) and Tampa Bay (2005-06).
- + He spent the entire 2007 season in Japan playing for the Yomiuri Giants, before ending his playing career with the Omaha Royals in 2008.
- + Selected by Atlanta in the 4th round of the 1992 Draft out of Vallejo High School (Calif.).

MISCELLANEOUS NOTES

- + Damon and his wife, Patrice, live in Litchfield Park, Ariz. and have three daughters: Tahari, Ameerah and Averi.

DAMON HOLLINS' COACHING EXPERIENCE

YEAR	ORGANIZATION	TEAM	LEAGUE	POSITION
2010	Kansas City	Burlington Royals (A)	Midwest	Hitting Coach
2011	Kansas City	Kane County (A)	Midwest	Hitting Coach
2012	Kansas City	Wilmington (A+)	Carolina	Hitting Coach
2013-14	Kansas City	Idaho Falls (R)	Pioneer	Hitting Coach
2015-16	Kansas City	Lexington (A)	South Atlantic	Hitting Coach
2017-19	Kansas City	Idaho Falls (R)	Pioneer	Hitting Coach
2020	Kansas City	Kansas City Royals	American	First Base Coach
2021	Kansas City	Kansas City Royals	Minors	Outfield, Baserunning & Bunting Coord.
2022-23	Kansas City Royals	Kansas City Royals	American	First Base Coach

DAMON HOLLINS' PLAYING CAREER

YEAR	TEAM	G	AB	R	H	2B	3B	HR	RBI	BB	SO	SB	CS	AVG	OBP	SLG	OPS	E
1992	GCL Braves (R)	49	179	35	41	12	1	1	15	30	22	15	2	.229	.346	.324	.670	1
1993	Danville (R)	62	240	37	77	15	2	7	51	19	30	10	2	.321	.369	.488	.856	6
1994	Durham (A+)	131	485	76	131	28	0	23	88	45	115	12	7	.270	.335	.470	.805	13
1995	Greenville (AA)	129	466	64	115	26	2	18	77	44	120	6	6	.247	.314	.427	.741	8
1996	Richmond (AAA)	42	146	16	29	9	0	0	8	16	37	2	3	.199	.278	.260	.538	3
1997	Richmond (AAA)	134	498	73	132	31	3	20	63	45	84	7	2	.265	.329	.460	.789	8
1998	Richmond (AAA)	119	436	61	115	26	3	13	48	45	85	10	2	.264	.330	.427	.757	5
	ATLANTA	3	6	0	1	0	0	0	0	0	1	0	0	.167	.167	.167	.333	0
	DODGERS	5	9	1	2	0	0	0	2	0	2	0	1	.222	.222	.222	.444	0
1999	Indianapolis (AAA)	106	328	58	86	19	0	9	43	31	44	11	2	.262	.328	.402	.730	4
2000	Indianapolis (AAA)	87	287	33	82	16	3	2	32	21	35	5	3	.286	.334	.383	.718	0
2001	Edmonton (AAA)	69	232	29	64	8	2	6	30	22	44	3	3	.276	.342	.405	.748	5
	Richmond (AAA)	43	160	27	42	10	2	5	24	14	34	2	2	.263	.318	.444	.762	0
2002	Richmond (AAA)	128	498	66	139	34	1	12	59	35	77	10	2	.279	.326	.424	.750	4
2003	Richmond (AAA)	91	307	39	84	23	4	11	45	22	62	7	2	.274	.324	.482	.806	4
2004	Richmond (AAA)	109	356	50	107	26	2	20	67	24	57	5	3	.301	.341	.553	.895	7
	ATLANTA	7	22	3	8	2	0	0	5	0	4	0	0	.364	.364	.455	.818	0
2005	Durham (AAA)	22	81	11	24	5	0	2	17	15	17	3	2	.296	.414	.432	.846	0
	TAMPA BAY	120	342	44	85	17	1	13	46	23	63	8	1	.249	.296	.418	.714	6
2006	TAMPA BAY	121	333	37	76	20	0	15	33	19	64	3	3	.228	.269	.423	.693	4
2008	Omaha (AAA)	105	363	53	80	16	2	16	55	50	80	2	2	.220	.318	.408	.726	3
MINOR LEAGUE TOTALS		1426	5062	728	1348	304	27	165	722	478	943	110	45	.266	.331	.435	.766	71
MAJOR LEAGUE TOTALS		256	712	85	172	39	1	28	86	42	134	11	5	.242	.284	.417	.701	10



PAUL HOOVER

#49 | BENCH COACH

BORN (AGE)	NAMED TO STAFF	KIDS
April 14, 1976 (47) in Columbus, Ohio	Nov. 14, 2022	Cameron and McKenna
EXPERIENCE		
2024 will be his 27th season in pro baseball, 6th on a Major League staff and 2nd with KC		

ROYAL RUNDOWN

- + Played professionally for 14 seasons
- + Managed GCL Rays in 2012
- + Played 7 seasons in MLB with TB, FLA & PHI
- + Rays Minors Catching Coordinator 2013-18
- + Selected by Rays in 23rd round of 1997 Draft
- + Rays Major League Field Coord. from 2019-22

COACHING CAREER

- + **Paul Hoover** is in his second season as the Royals Bench Coach, after spending four seasons from 2019-22 on **Kevin Cash's** staff as the Rays Major League Field Coordinator...in that role, Hoover assisted Cash and **Matt Quattraro** with in-game decisions and worked defensively with catchers.
- + Spent six seasons from 2013-18 as the Rays Minor League Catching Coordinator, after his coaching career began as the Manager of the Gulf Coast League Rays in 2012.

PLAYING CAREER

- + Played for 14 seasons, including parts of seven seasons in the Majors with the Devil Rays (2001-02), Marlins (2006-08) and Phillies (2009-10).
- + He appeared in a total of 40 Major League games over seven seasons, and his rookie status was still intact during his seventh and final Major League season in 2010, when he was 34.
- + Made his Majors debut on Sept. 8, 2001 with the Rays, and had a pinch-hit single in his 1st at-bat.

PLAYING CAREER (CONT.)

- + In his 1st career start on Sept. 23, 2001 at Toronto, he caught a 1-0 combined shutout by **Joe Kennedy** (7.0 IP) and **Esteban Yan** (2.0 IP).
- + Had a 10th-inning walk-off hit in the Phillies 2009 regular season finale...that team advanced to the World Series, and while Hoover wasn't on the postseason roster, he did travel with the team.
- + Hoover was selected as a shortstop by the Rays in the 23rd round of the 1997 Draft out of Kent State...playing for **Charlie Montoyo** in rookie ball, he committed 33 errors in 65 games at shortstop.
- + In January 1998, he was asked to try catching, a position he had never played...a few weeks later, he was added to big league camp as a catcher.
- + Was teammates with **Kevin Cash** (2005) and **Matt Quattraro** (2002) at Triple-A Durham.

MISCELLANEOUS NOTES

- + Hoover can communicate in sign language, as both of his parents are deaf...he has two daughters, Cameron and McKenna.

PAUL HOOVER'S COACHING EXPERIENCE

YEAR	ORGANIZATION	TEAM	LEAGUE	POSITION
2012	Tampa Bay	Gulf Coast Rays (R)	Gulf Coast	Manager (28-32)
2013-18	Tampa Bay	Tampa Bay Rays	Minors	Catching Coordinator
2019-22	Tampa Bay	Tampa Bay Rays	American	Major League Field Coordinator
2023	Kansas City	Kansas City Royals	American	Bench Coach

PAUL HOOVER'S PLAYING CAREER

YEAR	TEAM	G	AB	R	H	2B	3B	HR	RBI	BB	SO	SB	CS	AVG	OBP	SLG	OPS	E
1997	Princeton (R)	66	251	55	76	16	4	4	37	20	37	7	4	.303	.363	.446	.809	33
1998	Charleston (A)	40	124	24	36	10	1	3	19	22	29	2	1	.290	.417	.460	.877	8
	Hudson (A)	73	269	51	76	20	1	4	37	39	44	26	3	.283	.388	.409	.797	5
1999	St. Petersburg (A)	118	408	66	111	13	6	8	54	54	81	23	7	.272	.376	.392	.768	5
2000	Orlando (AA)	106	360	54	90	20	4	3	44	67	66	9	8	.250	.382	.353	.735	18
	Durham (AAA)	4	10	0	3	0	0	0	0	0	5	1	0	.300	.364	.300	.664	0
2001	Durham (AAA)	89	293	37	63	18	4	3	21	11	66	5	3	.215	.260	.335	.594	6
	TAMPA BAY	3	4	1	1	0	0	0	0	0	1	0	0	.250	.250	.250	.500	0
2002	Durham (AAA)	69	227	27	50	12	3	5	20	18	67	3	3	.220	.285	.366	.651	5
	TAMPA BAY	5	17	1	3	0	0	0	2	0	5	0	0	.177	.177	.177	.353	0
2003	Albuquerque (AAA)	81	256	35	69	22	2	5	40	18	62	10	3	.270	.321	.430	.751	6
2004	Edmonton (AAA)	69	194	27	56	14	1	1	20	20	46	4	0	.289	.361	.387	.747	8
	Durham (AAA)	16	54	9	16	1	0	1	8	4	15	0	0	.296	.350	.409	.742	2
2005	Durham (AAA)	79	257	32	60	17	1	5	26	25	56	5	1	.234	.314	.366	.679	9
2006	Albuquerque (AAA)	92	302	38	84	21	1	6	41	33	71	3	2	.278	.351	.414	.765	12
	FLORIDA	4	5	0	2	0	0	0	1	0	0	0	0	.400	.400	.400	.800	1
2007	GCL Marlins (R)	7	25	7	11	5	0	0	4	0	5	0	0	.440	.423	.640	1.063	0
	Albuquerque (AAA)	31	96	11	28	7	1	4	21	7	18	0	1	.292	.333	.510	.844	2
	FLORIDA	3	8	1	3	0	0	0	0	0	2	0	0	.375	.375	.375	.750	0
2008	Albuquerque (AAA)	50	175	27	44	8	0	6	19	14	44	1	1	.251	.316	.400	.716	5
	FLORIDA	13	40	1	8	1	0	0	2	2	17	0	0	.200	.238	.225	.463	0
2009	Lehigh Valley (AAA)	73	245	26	62	16	1	1	28	29	66	1	1	.253	.329	.339	.667	5
	PHILADELPHIA	3	4	0	3	0	0	0	1	0	1	0	0	.750	.750	.750	1.500	0
2010	Lehigh Valley (AAA)	77	255	23	63	13	3	2	21	26	65	0	0	.247	.326	.345	.671	8
	PHILADELPHIA	9	22	6	5	2	0	0	2	3	5	0	0	.227	.320	.318	.638	2
MINOR LEAGUE TOTALS		1140	3801	549	998	233	33	61	460	407	843	100	38	.263	.344	.389	.733	137
MAJOR LEAGUE TOTALS		40	100	10	25	3	0	0	8	5	31	0	0	.250	.286	.280	.566	3

MITCH STETTER



MITCH STETTER

#57 | BULLPEN COACH

BORN (AGE)

Jan. 16, 1981 (43) in Huntington, Ind.

NAMED TO STAFF

Dec. 23, 2022

WIFE

Alison

KIDS

CC, Dusty, Willa, Maddon

EXPERIENCE

2024 will be his 21st season in baseball, 10th in a coaching role and 2nd on a big league staff

ROYAL RUNDOWN

- + Pitched professionally for 11 seasons
- + Pitching Coach for Surprise in 2015
- + Pitched for 5 seasons with MIL from 2007-11
- + Pitching Coach for Lexington from 2016-19
- + Selected by Brewers in 16th rd of 2003 Draft
- + Mgr of Pitching Performance from 2020-22

COACHING CAREER

- + **Mitch Stetter** is in his second season as the Royals Bullpen Coach, after spending the 2020-22 seasons as the Manager of Pitching Performance at the minor league level.
- + In 2023, Royals relievers averaged 9.2 K/9 (634 K in 623.1 IP), which ranked as the 6th-highest rate in the American League...one of the bright spots in Kansas City's bullpen was right hander **James McArthur**, who was acquired from Philadelphia in May and made his Major League debut on June 28...McArthur earned Royals Pitcher of the Month honors for September/October, during which he recorded 16.1 scoreless innings over 12 appearances with 19 strikeouts, 0 walks and only 5 hits allowed, holding opponents to an .096 average (5-for-52).
- + Stetter's coaching career began in 2015 when he was the Pitching Coach for the Royals rookie affiliate in Surprise...from 2016-19, he was the Pitching Coach at Low-A Lexington.

PLAYING CAREER

- + Pitched professionally for 11 seasons, including parts of five seasons with the Brewers from 2007-11.
- + In 2009, he set a Brewers record by recording 15 consecutive outs on strikeouts, a mark that has since been topped by **Josh Hader**.
- + Held opponents to a .215 average and recorded a 9.3 K/9 over 132 big league appearances from 2007-11, a five-year stretch during which the Major League averages for relievers were .251 and 7.7 K/9.
- + Selected by Milwaukee in the 16th round of the 2003 Draft out of Indiana State, and was signed by current Royals Scout **Mike Farrell**.

MISCELLANEOUS NOTES

- + Stetter and his wife, Alison, have four kids: CC, Dusty, Willa and Maddon.

MITCH STETTER'S COACHING EXPERIENCE

YEAR	ORGANIZATION	TEAM	LEAGUE	POSITION
2015	Kansas City	Surprise Royals (R)	Arizona	Pitching Coach
2016-19	Kansas City	Lexington Legends (A)	South Atlantic	Pitching Coach
2020-22	Kansas City	Kansas City Royals	Minors	Manager of Pitching Performance
2023	Kansas City	Kansas City Royals	American	Bullpen Coach

MITCH STETTER'S PLAYING CAREER

YEAR	TEAM	W-L	ERA	G	GS	SV	IP	H	R	ER	HR	HB	BB	SO	BB/9	SO/9	AVG
2003	Helena (R)	6-2	3.95	15	8	0	54.2	55	34	24	3	6	12	63	2.0	10.4	.252
2004	Beloit (A)	4-0	1.70	24	3	6	53.0	31	12	10	4	0	12	57	2.0	9.7	.168
	High Desert (A+)	1-4	8.15	8	7	0	38.2	54	39	35	6	2	14	29	3.3	6.8	.329
2005	Huntsville (AA)	2-3	2.61	32	0	8	51.2	46	15	15	3	2	11	47	1.9	8.2	.241
	Nashville (AAA)	1-1	4.26	27	0	0	25.1	23	16	12	5	0	11	23	3.9	8.2	.237
2006	Nashville (AAA)	2-5	4.46	51	0	0	38.1	38	20	19	3	3	16	36	3.8	8.5	.271
2007	AZL Brewers (R)	0-0	1.50	7	5	0	6.0	4	1	1	0	1	0	9	0.0	13.5	.190
	Huntsville (AA)	0-0	0.00	2	0	0	1.0	0	0	0	0	0	0	2	0.0	18.0	.000
	Nashville (AAA)	1-0	4.30	24	0	1	14.2	8	7	7	1	0	5	19	3.1	11.7	.167
	MILWAUKEE	1-0	3.60	6	0	0	5.0	2	2	2	0	2	2	4	3.6	7.2	.133
2008	Nashville (AAA)	3-3	2.48	28	0	0	29.0	21	10	8	2	0	7	30	2.2	9.3	.200
	MILWAUKEE	3-1	3.20	30	0	0	25.1	14	9	9	2	4	19	31	6.8	11.0	.165
2009	MILWAUKEE	4-1	3.60	71	0	1	45.0	37	19	18	4	5	27	44	5.4	8.8	.216
2010	Nashville (AAA)	3-2	6.86	41	0	0	42.0	46	32	32	9	4	18	52	3.9	11.1	.272
	MILWAUKEE	0-0	14.73	9	0	0	3.2	7	6	6	1	1	3	3	7.4	7.4	.389
2011	AZL Brewers (R)	0-0	12.27	4	2	0	3.2	10	6	5	0	1	1	5	2.5	12.3	.500
	Nashville (AAA)	0-0	10.80	2	0	0	1.2	2	2	2	1	0	0	1	0.0	5.4	.286
	MILWAUKEE	0-0	5.14	16	0	0	7.0	8	4	4	2	1	1	7	1.3	9.0	.296
2012	Huntsville (AA)	1-0	1.99	31	0	0	22.2	12	5	5	1	0	10	28	4.0	11.1	.160
	Nashville (AAA)	0-1	4.70	10	0	0	7.2	6	4	4	0	2	6	12	7.0	14.1	.222
2013	AZL Angels (R)	0-0	0.00	1	0	0	1.0	1	1	0	0	0	0	2	0.0	18.0	.250
	Salt Lake (AAA)	3-1	4.01	32	0	3	24.2	17	14	11	2	2	19	26	6.9	9.5	.195
MINOR LEAGUE TOTALS		27-22	4.11	339	25	18	415.2	374	218	190	40	23	142	441	3.1	9.5	.240
MAJOR LEAGUE TOTALS		8-2	4.08	132	0	1	86.0	68	40	39	9	13	52	89	5.4	9.3	.215

BRIAN SWEENEY



BRIAN SWEENEY

#85 | PITCHING COACH

BORN (AGE)	NAMED TO STAFF	WIFE	KIDS
June 13, 1974 (49) in Yonkers, N.Y.	Dec. 1, 2022	Connie	Ava, Mia

EXPERIENCE

2024 will be his 28th season in baseball, 10th as a coach and 2nd as Royals Pitching Coach

ROYAL RUNDOWN

- + Pitched professionally for 18 seasons
- + Pitched for Italy in 2013 WBC; was PC in 2017
- + Pitched for 4 seasons in MLB with SEA & SD
- + Coached in PHI organization from 2015-17
- + Pitched for 3 seasons in Japan from 2007-09
- + Worked on CLE big league staff from 2018-22

COACHING CAREER

- + **Brian Sweeney** is in his second year as the Royals Pitching Coach, after spending five seasons on Cleveland's Major League staff, including three years as Bullpen Coach from 2020-22.
- + In his first year as Pitching Coach in 2023, Sweeney and the pitching team worked with left hander **Cole Ragans**, who was acquired on June 30 and made 12 starts for Kansas City, posting a 2.64 ERA (23 ER in 71.2 IP) with 89 strikeouts (11.2 K/9), and he was named AL Pitcher of the Month for August.
- + During his three years as Bullpen Coach, Cleveland finished 5th, 6th and 4th in MLB in bullpen ERA.
- + His coaching career began with a three-year run in the Phillies organization, including one season as a Coach with the GCL Phillies (2015), and two seasons as the Pitching Coach with Low-A Lakewood (2016-17).

PLAYING CAREER

- + Pitched professionally for 18 seasons from 1996-2013, including parts of four seasons in the big leagues with Seattle (2003, 2010) and San Diego (2004, 2006).

PLAYING CAREER (CONT.)

- + Originally signed by Seattle in 1996 out of the Independent Heartland League and spent eight years in the Mariners system before making his Major League debut in 2003.
- + Pitched for three seasons in Japan for the Nippon Ham Fighters, from 2007-09...he also pitched for Team Italy in the 2013 World Baseball Classic and was Team Italy's Pitching Coach in the 2017 WBC.

MISCELLANEOUS NOTES

- + Brian and his wife, Connie, live in Clifton Park, N.Y., where Connie owns a dance studio...the couple has two daughters, Ava, a recent graduate of The University at New Paltz, and Mia, who attends The College of St. Rose and is a teacher at her mother's dance studio.
- + Brian has a bachelor's degree in biology from Mercy College (N.Y.), where he attended from 1993-96, and earned East Coast Conference Scholar Athlete of the Year honors as a junior.
- + He is a volunteer firefighter in the offseason for the West Crescent Fire Department in Halfmoon, N.Y.

BRIAN SWEENEY'S COACHING EXPERIENCE

YEAR	ORGANIZATION	TEAM	LEAGUE	POSITION
2015	Philadelphia	GCL Phillies (R)	Gulf Coast	Coach
2016-17	Philadelphia	Lakewood BlueClaws (A)	South Atlantic	Pitching Coach
2018-19	Cleveland	Cleveland Guardians	American	Coach
2020-22	Cleveland	Cleveland Guardians	American	Bullpen Coach
2023	Kansas City	Kansas City Royals	American	Pitching Coach

BRIAN SWEENEY'S PLAYING CAREER

YEAR	TEAM	W-L	ERA	G	GS	SV	IP	H	R	ER	HR	HB	BB	SO	BB/9	SO/9	AVG
1997	Lancaster (A+)	6-3	3.80	40	0	1	85.1	83	39	36	11	2	21	73	2.2	7.7	.252
1998	Lancaster (A+)	6-0	3.63	17	4	0	52.0	41	26	21	6	1	21	48	3.6	8.3	.218
1999	Lancaster (A+)	0-0	6.75	5	0	0	9.1	14	7	7	4	0	3	14	2.9	13.5	.341
	New Haven (AAA)	4-6	4.69	23	18	1	111.1	125	65	58	18	4	31	83	2.5	6.7	.285
	Tacoma (AAA)	0-2	6.75	5	1	0	16.0	26	17	12	5	0	2	10	1.1	5.6	.366
2000	New Haven (AAA)	4-3	3.40	19	7	1	47.2	49	20	18	3	2	19	27	3.6	5.1	.268
	Tacoma (AAA)	0-1	6.00	2	1	0	6.0	9	4	4	2	0	1	1	1.5	1.5	.360
2001	San Antonio (AA)	7-4	3.80	37	9	1	104.1	117	47	44	8	5	23	96	2.0	8.3	.283
2002	Tacoma (AAA)	9-5	3.80	30	23	2	142.0	157	67	60	16	3	28	113	1.8	7.2	.275
2003	Tacoma (AAA)	11-10	4.28	29	21	0	141.0	165	80	67	17	2	32	115	2.0	7.3	.288
	SEATTLE	0-0	1.93	5	0	0	9.1	7	2	2	0	1	1	7	1.0	6.8	.212
2004	Portland (AAA)	11-4	3.83	24	23	0	138.2	130	65	59	16	1	42	110	2.7	7.1	.250
	SAN DIEGO	1-0	5.65	7	2	0	14.1	20	9	9	1	0	2	10	1.3	6.3	.328
2005	Portland (AAA)	4-5	3.98	20	16	0	110.2	121	51	49	15	4	16	72	1.3	5.9	.281
	Durham (AAA)	3-4	4.06	10	10	0	51.0	70	30	23	5	2	20	39	3.5	6.9	.333
2006	Portland (AAA)	2-1	4.70	7	5	0	30.2	33	17	16	3	0	7	22	2.1	6.5	.280
	SAN DIEGO	2-0	3.20	37	0	2	56.1	53	22	20	6	1	16	23	2.6	3.7	.249
2010	Tacoma (AAA)	2-1	2.51	15	0	1	28.2	20	11	8	1	3	8	32	2.5	10.0	.192
	SEATTLE	1-2	3.16	24	0	0	37.0	33	16	13	5	0	6	14	1.5	3.4	.239
2011	Buffalo (AAA)	5-5	4.34	32	8	1	85.0	92	46	41	11	4	22	67	2.3	7.1	.274
2012	Tacoma (AAA)	6-4	4.63	27	10	1	95.1	91	53	49	13	3	24	55	2.3	5.2	.253
2013	Tacoma (AAA)	8-3	3.96	36	10	0	97.2	104	46	43	10	2	21	77	1.9	7.1	.272
MINOR LEAGUE TOTALS		88-61	4.09	378	166	9	1352.2	1447	691	615	164	38	341	1054	2.3	7.0	.273
MAJOR LEAGUE TOTALS		4-2	3.38	73	2	2	117.0	113	49	44	12	2	25	54	1.9	4.2	.254

VANCE WILSON



VANCE WILSON

#25 | THIRD BASE COACH

BORN (AGE)	NAMED TO STAFF	WIFE	KIDS
March 17, 1973 (51) in Mesa, Ariz.	Nov. 7, 2017	Bridget	Peyton

EXPERIENCE

2024 will be his 30th season in baseball, 14th in a coaching role and 7th on the big league staff

ROYAL RUNDOWN

- + Played professionally for 15 seasons
- + Minors Manager in KC org from 2011-17
- + Played 8 seasons in MLB with NYM & DET
- + Led AA team to champ series in 2015-16
- + Selected by Mets in 44th round of 1993 Draft
- + Joined Royals big league staff in 2017

COACHING CAREER

- + **Vance Wilson** is in his seventh season on the Royals Major League staff and fifth as the Third Base Coach...he is also the Major League Field Coordinator...Wilson previously served on the Royals staff as Bullpen Coach from 2018-19.
- + The 2024 season will be his 14th in the Royals organization, including stints as a Minor League Manager with Low-A Kane County in 2011, High-A Wilmington from 2012-13 and Double-A Northwest Arkansas from 2014-17.
- + He led the Naturals to back-to-back Texas League North Division titles in 2015-16 and lost in the league championship round both seasons.
- + Wilson managed the Peoria Javelinas of the Arizona Fall League in 2014, when he led the club to the AFL championship game.

PLAYING CAREER

- + Played for 16 seasons as a catcher, including eight years in the big leagues with the Mets (1999-2004) and Tigers (2005-06).

PLAYING CAREER (CONT.)

- + In 2003 he played in a career-high 96 games for the Mets, seeing most of his playing time during Hall of Famer **Mike Piazza's** stint on the IL.
- + Led NL catchers in caught stealing percentage in 2002 (49.0%) and ranked 3rd in 2003 (44.6%).
- + Was a member of the 2006 American League champion Detroit Tigers, playing in 56 games that year while batting .283.

MISCELLANEOUS NOTES

- + Vance and his wife, Bridget, reside in Springdale, Ark., and have a daughter, Peyton Blaise, who graduated from Boston College in 2022.
- + His wife, Bridget, served as chairperson in the Campaign for Children...along with Vance and Peyton, the family helped raise more than \$150,000 to build a Children's House to benefit abused children in Springdale, Ark.
- + He attended Mesa Community College, where he was named a Junior College All-American during his sophomore season and was inducted into the MCC Hall of Fame in 2018.

VANCE WILSON'S COACHING EXPERIENCE

YEAR	ORGANIZATION	TEAM	LEAGUE	POSITION
2011	Kansas City	Kane County Cougars (A)	Midwest	Manager
2012-13	Kansas City	Wilmington Blue Rocks (A+)	Carolina	Manager
2014-17	Kansas City	NW Arkansas Naturals (AA)	Texas	Manager
2018-19	Kansas City	Kansas City Royals	American	Bullpen Coach
2020-23	Kansas City	Kansas City Royals	American	Third Base Coach

VANCE WILSON'S PLAYING CAREER

YEAR	TEAM	G	AB	R	H	2B	3B	HR	RBI	BB	SO	SB	CS	AVG	OBP	SLG	OPS	E
1994	Pittsfield (A-)	44	166	22	51	12	0	2	20	5	27	4	1	.307	.343	.416	.758	6
1995	Capital City (A)	91	324	34	81	11	0	6	32	19	45	4	3	.250	.306	.340	.645	14
1996	St. Lucie (A+)	93	311	29	76	14	2	6	44	31	41	2	4	.244	.321	.360	.681	8
1997	Binghamton (AA)	92	322	46	89	17	0	15	40	20	46	2	5	.276	.328	.469	.797	11
1998	Norfolk (AAA)	46	154	18	40	3	0	4	16	9	29	0	3	.260	.305	.357	.662	4
	St. Lucie (A+)	4	16	0	1	0	0	0	0	0	5	0	0	.063	.063	.063	.125	0
	GCL Mets (R)	10	28	5	10	5	0	2	9	0	0	1	1	.357	.367	.750	1.117	2
1999	Norfolk (AAA)	15	53	10	14	3	0	3	5	4	8	1	0	.264	.328	.491	.818	1
	NY METS	1	0	0	0	0	0	0	0	0	0	0	0	-	-	-	-	0
2000	Norfolk (AAA)	111	400	47	104	23	1	16	62	24	65	11	6	.260	.319	.443	.761	3
	NY METS	4	4	0	0	0	0	0	0	0	2	0	0	.000	.000	.000	.000	0
2001	Norfolk (AAA)	65	228	24	56	14	0	6	31	12	34	0	1	.246	.306	.386	.692	8
	NY METS	32	57	3	17	3	0	0	6	2	16	0	1	.298	.339	.351	.690	1
2002	NY METS	74	163	19	40	7	0	5	26	5	32	0	1	.245	.301	.380	.682	6
2003	NY METS	96	268	28	65	9	1	8	39	15	56	1	2	.243	.293	.373	.666	5
2004	Norfolk (AAA)	1	4	1	2	0	0	1	1	0	0	0	0	.500	.500	1.250	1.750	0
	Binghamton (AA)	1	3	2	1	0	0	1	1	0	0	0	0	.333	.500	1.333	1.833	0
	NY METS	79	157	18	43	10	1	4	21	11	24	1	0	.274	.335	.427	.762	2
2005	DETROIT	61	152	18	30	4	0	3	19	11	26	0	0	.197	.275	.283	.558	3
2006	DETROIT	56	152	18	43	9	0	5	18	2	33	0	4	.283	.304	.441	.745	1
2007	Toledo (AAA)	3	11	2	3	0	0	0	0	0	2	0	0	.273	.333	.333	.735	0
2009	NW Arkansas (AA)	59	204	27	55	9	0	10	32	16	46	0	1	.270	.342	.461	.803	1
MAJOR LEAGUE TOTALS		403	953	104	238	42	2	25	129	46	189	2	8	.250	.302	.377	.679	18
MINOR LEAGUE TOTALS		635	2224	267	583	111	3	72	293	140	348	24	25	.262	.320	.412	.732	58



ALEC ZUMWALT #37 | SR. DIRECTOR OF HITTING PERFORMANCE/HITTING COACH

BORN (AGE) Jan. 20, 1981 (43) in Kingman, Ariz. **NAMED TO STAFF** May 16, 2022 **WIFE** Kristen

KIDS
Sons: Xander (17), Brooks (15), Keelan (13) and Trace (10), and daughters: Kaia (6) and Andi (born in 2023)

EXPERIENCE
2024 will be his 23rd season in baseball, 13th in a coaching role and 3rd on the big league staff

- ROYAL RUNDOWN**
- + Played professionally for 10 seasons
 - + Scouted for Royals from 2011-17
 - + Played OF for 3 years, pitched for 7 years
 - + 2015 Art Stewart Award Winner
 - + Selected by Braves in 4th round of 1999 Draft
 - + Player Development from 2018-22

COACHING CAREER

- + **Alec Zumwalt** is entering his 13th season with the Royals and third as the Sr. Director of Hitting Performance/Major League Hitting Coach, after taking on that role on May 16, 2022.
- + Kansas City saw a spike in its offensive numbers in the second half of the 2023 season, a stretch in which the Royals ranked in the top half of the Majors in several categories, including 6th in batting average (.260), 10th in slugging percentage (.432), 12th in OPS (.745) and 13th in runs/game (4.77) and K% (21.5%).
- + From the time he was named Hitting Coach on May 16, 2022 through the end of the 2023 season, the Royals .246 batting average tied for the 17th highest average in the Majors...over that same stretch, the Royals led all teams with 73 triples.
- + Prior to joining the coaching staff, he was in player development for five years, most recently serving for two-plus years as the Sr. Director of Player Development & Hitting Performance in 2022.
- + Zumwalt originally joined the Royals as a Pro Scout in the fall of 2011, and served as the Major League Advance Scout from 2013-17.
- + In 2015, he was awarded the **Art Stewart** Scout of the Year Award for his efforts during the championship season, playoffs and World Series.

PLAYING CAREER

- + Zumwalt was committed to the University of North Carolina at Chapel Hill before being selected by Atlanta in the 4th round of the 1999 Draft out of East Forsyth HS (N.C.).
- + He went on to play for 10 seasons in the minors from 1999-07 with Atlanta, Milwaukee and Oakland, including the first three seasons as a position player before converting to pitcher in 2002.
- + His playing career ended with a season in the Independent Atlantic League in 2008.

MISCELLANEOUS NOTES

- + Alec and his wife Kristen have four sons, Xander (17), Brooks (15), Keelan (13) and Trace (10), and two daughters, Kaia (6) and Andi (born in 2023), and reside in Lee's Summit, Mo.

ALEC ZUMWALT'S COACHING EXPERIENCE

YEAR	ORGANIZATION	TEAM	LEAGUE	POSITION
2011-12	Kansas City	Kansas City Royals	American	Pro Scout
2013-17	Kansas City	Kansas City Royals	American	Major League Advance Scout
2018-19	Kansas City	Kansas City Royals	American	Director of Baseball Ops/Player Development & Scouting
2020-21	Kansas City	Kansas City Royals	American	Director of Hitting Performance/Player Development
2022	Kansas City	Kansas City Royals	American	Sr. Director of Player Development & Hitting Performance
2022-23	Kansas City	Kansas City Royals	American	Hitting Coach

ALEC ZUMWALT'S PLAYING CAREER

YEAR	TEAM	G	AB	R	H	2B	3B	HR	RBI	BB	SO	SB	CS	AVG	OBP	SLG	OPS	E
1999	GCL Braves	51	188	19	39	3	1	3	22	15	48	1	2	.207	.284	.282	.566	2
2000	Danville (R)	59	204	27	48	15	2	3	28	38	67	5	5	.235	.368	.373	.741	7
2001	Macon (A)	101	349	43	73	20	2	6	38	34	101	8	1	.209	.286	.330	.616	3
MINOR LEAGUE TOTALS		211	741	89	160	38	5	12	88	87	216	14	8	.216	.310	.329	.639	12

Zumwalt was a full-time position player from 1999-2001 and a full-time position pitcher from 2002-07

MAJOR LEAGUE MEDICAL STAFF



KYLE TURNER HEAD ATHLETIC TRAINER

Kyle Turner is in his 15th season on the Royals Major League staff and third as the Head Athletic Trainer, following 12 years as the Assistant Athletic Trainer. From 2007-09, he served as the Royals Minor League Medical Coordinator after seven seasons with the Texas Rangers in different capacities in the minor leagues.

After graduating from Southern Utah University, Turner took his first athletic training position as the Head Athletic Trainer at Northern Oklahoma College. He has worked in professional baseball since the 2000 season, after spending two-and-a-half years at NOC. In 2018, Turner was selected to serve as an Athletic Trainer for the All-Star Game in Washington, D.C.

Turner enjoys playing golf, hunting, fishing and home improvement projects during his free time, but most importantly spending time with his wife, Wendy, and daughters, Brooke and Malia.



CHRIS DeLUCIA ASSISTANT ATHLETIC TRAINER

Chris DeLucia is in his 18th season with the Royals and third as the Assistant Major League Athletic Trainer, after spending the previous three seasons on the Royals staff as the Tissue Therapist/Assistant Athletic Trainer. He previously served the Royals as the Minor League Medical Coordinator from 2010-18. He began with the Royals organization as the Athletic Trainer for the Double-A affiliate (Wichita and Northwest Arkansas) from 2007-09.

DeLucia is in his 32nd season overall in Major League Baseball, including spending time in the Texas Rangers (2001-06) and New York Yankees (1992-98) organizations. He was named the South Atlantic League Athletic Trainer of the Year in 1998, while working at Class-A Greensboro. He also spent two winters as the Athletic Trainer for Yankees players participating in the Australian Winter Baseball League.

He is a graduate of St. Leo University (Fla.), where he received a bachelor's degree in exercise science. DeLucia, who obtained certification with the National Academy of Sports Medicine as a Corrective Exercise and Performance Exercise Specialist, played soccer at St. Leo and worked in the athletic training room. He resides in Goodyear, Ariz., during the offseason. When not working, Chris enjoys mountain biking, hiking, cooking, traveling and spending time with his family.



DAVE IANNICCA MANUAL TISSUE THERAPIST/SECOND ASSISTANT ATHLETIC TRAINER

Dave Iannicca is entering his 18th season with the Royals and third as the Manual Therapist/Second Assistant Athletic Trainer. He spent the previous three seasons as the Minor League Medical Coordinator, following eight seasons as the Certified Athletic Trainer at Triple-A Omaha. Iannicca joined the Royals in 2007 as the Athletic Trainer at Low-A Burlington, then worked from 2008-10 at High-A Wilmington.

In 2010, Iannicca earned Carolina League Athletic Trainer of the Year honors and was an Athletic Trainer in the Arizona Fall League. Prior to joining the Royals, he spent the 2006 season as the Athletic Trainer for the Atlanta Braves Gulf Coast League in Orlando. He was an intern in the Yankees organization from 2003-04, working with the Triple-A Columbus Clippers and the Yankees Player Development Complex in Tampa. He has also worked as an Athletic Trainer at the collegiate level as a graduate assistant at Virginia Wesleyan College.

Iannicca earned his bachelor's degree in athletic training from Bowling Green State University in 2003 and his Master of Science in education degree from Old Dominion University in 2006. He resides in Buckeye, Ariz., with his wife, Jacqueline, and son, Ryan.



JEFF BLUM MAJOR LEAGUE REHAB COORDINATOR

Jeff Blum is in his 17th season with the Royals and third as the Major League Rehab Coordinator, following 14 seasons as the team's Physical Therapist/Rehab Director. Blum previously worked for the Atlanta Braves organization, where he was the Minor League Physical Therapist from 2002-05 and the Minor League Rehab Coordinator from 2006-07. He is also currently a board member for the Professional Baseball Physical Therapy Society.

Blum earned his Bachelor of Science in biology at Illinois College, where he played baseball for the Blueboys. In his undergraduate years, while working as a student trainer, he earned certification as a nurse's aide and as a physical rehab aide through John Wood Community College. He received his master's in physical therapy from Elon University and his doctorate in physical therapy from Regis University. Blum is also a certified strength and conditioning specialist through the NSCA since 2005.

Jeff and his wife, Heather, reside in Grain Valley, Mo., with their children, Maranatha, Austin and Samuel.

MAJOR LEAGUE STRENGTH & CONDITIONING



RYAN STONEBERG

HEAD MAJOR LEAGUE STRENGTH COACH

Ryan Stoneberg is in his 23rd season with the Royals and his 13th as Head Major League Strength Coach. He also served as the Minor League Strength and Conditioning Coordinator from 2006-11 and Latin America Strength and Conditioning Coordinator from 2002-06. His current duties include coordinating all strength and conditioning activities at the Major League level of the organization. In 2015, he was named the recipient of the **Nolan Ryan** Award by the Professional Baseball Strength and Conditioning Society. The annual award honors an outstanding strength and conditioning coach in professional baseball.

Stoneberg joined the Royals from the Diamondbacks organization, where he served as a Minor League Strength and Conditioning Coach from 1999-02. He earned his Bachelor of Science in physiological sciences from the University of Arizona in 1999, while pitching for the Wildcat baseball team. Stoneberg also played baseball and received an associate of arts and associate of math and science degrees from Lassen Community College in 1996. Under the guidance of **Steve Abney**, **Glen Yonan** and **John Deal**, his Cougar baseball team made the Final Four of the California Community College Athletic Association (CCCAA) twice, the only two visits in school history. He resides in Phoenix, Ariz. during the offseason, and has a daughter, Sydney.



LUIS PEREZ

MAJOR LEAGUE STRENGTH COACH

Luis Perez is in his 15th season in the Royals organization and eighth as the Major League Strength Coach. Before that, he held the position of Strength & Conditioning Coach for the Surprise (Rookie) affiliate. In 2023, Perez served as the Strength & Conditioning Coach for Team Venezuela in the World Baseball Classic.

Perez joined the Royals in 2010, after working at the University of Central Missouri as the baseball team's Strength & Conditioning Coach in 2009. He played for the Mules from 2006-08 and played two seasons at Western Nebraska Community College. He

graduated from UCM with a degree in exercise science.

Perez, a two-time Coach of the Year recipient, resides in St. Louis, Mo., with his wife, Megan and daughters, Ellie and Kenley.

MAJOR LEAGUE SUPPORT STAFF



ETHAN BLOUIN

MAJOR LEAGUE VIDEO COORDINATOR

Ethan Blouin is entering his fourth season with the Royals and second as the Major League Video Coordinator. He joined the organization in 2020 as the Minor League Video Intern and served as the Major League Video Intern in 2022. Prior to his time with the Royals, Blouin was an intern at 360 Sports, an NFL agency in Colorado Springs.

He graduated from Kansas State in 2019 with a bachelor's degree in marketing, and now lives in Fairway, Kan., with his wife, Shaylee.



MALCOM CULVER

MAJOR LEAGUE PITCHING STRATEGIST

Malcom Culver is in his sixth year with the Royals and his first as the Major League Pitching Strategist. He previously served as the Assistant Director of Player Development from 2022-23, the Assistant Director of Baseball Operations in 2021 and as an Assistant to Player Development from 2019-20.

Culver played 10 seasons in the Royals minor league system after being selected in the 8th round of the 2008 Draft out of Palmdale High School (Calif.). He was selected as a pitcher but converted to the infield for the 2009-10 seasons. He moved back to the mound in 2011 and remained a pitcher through the end of his career, which was capped by 32 relief appearances with the Omaha Storm Chasers in 2017.

In 2014, Culver earned the **Mike Sweeney** Award, which recognizes the individual who best represents the organization on and off the field.

A native of Palmdale, Calif., Culver resides in Kansas City with his wife, Deanna, and sons, Nathanael and Caden.

MAJOR LEAGUE SUPPORT STAFF (CONT.)



ALLAN DE SAN MIGUEL

BULLPEN CATCHER/STRATEGIST

Allan de San Miguel is in his third season on the Royals Major League staff as a Bullpen Catcher/Strategist. He began transitioning into a coaching role at the minor league level in 2021, after managing the Melbourne Aces of the Australian Baseball League from 2020-21.

De San Miguel, who is a native of Perth, Australia, also played for Melbourne from 2010-20 each offseason, in addition to a 12-year career in the minor leagues, including two seasons in the Royals organization from 2016-17. His professional career began in 2005 with the Twins, before he joined the Orioles organization in 2012. He spent the 2014 season playing in the Independent Atlantic League, before briefly re-joining the Twins organization at the Triple-A level in 2015. During his playing career, de San Miguel mostly played catcher, but also spent time at both infield and outfield corner positions.



BILL DUPLISSEE

ADVANCE SCOUTING/REPLAY COORDINATOR

Bill Duplissee is in his 20th season with the Royals, serving as the Major League Advance Scouting and Instant Replay Coordinator. He started with the club as the bullpen catcher in 2006, before adding advance scouting duties in 2012. In his current role, he works closely with the coaching staff in scouting upcoming opponents.

His in-game duties include coordinating the Royals instant replay challenges. Duplissee was successful on 28 of his 43 challenges in 2023 (65.1%), which tied for the 4th-best rate in the Majors and was well above the Major League average of 48.5%. The Royals have finished in the top four in replay success rate in seven of the last nine seasons, including a 78.6% success rate in 2018, which is the best single-season rate by any team since 2015. Since Instant Replay was implemented for the 2014 season, the Royals 65.6% success rate on challenges is the best in the Majors.

Prior to joining the Royals, Duplissee spent 2004 and 2005 as an Assistant Coach at the College of San Mateo, helping lead the Bulldogs to conference championships in both seasons. Before his coaching career, Duplissee caught for five seasons in the Los Angeles Dodgers organization, reaching Triple-A Albuquerque in 2000. He was a standout player at the college level for both the College of San Mateo, playing under former Royals Pitching Coach, **Bob McClure**, and the University of California-Santa Barbara. Duplissee resides in San Carlos, Calif., during the offseason, with his son, Billy.

ROYALS OVERTURN RATE BY SEASON

YEAR	PCT	MLB RANK	YEAR	PCT	MLB RANK	YEAR	PCT	MLB RANK
2014	61.1%	8th	2018	78.6%	1st	2022	54.3%	9th
2015	62.5%	4th	2019	75.0%	1st	2023	65.1%	T-4th
2016	69.2%	1st	2020	70.0%	3rd	TOTALS	65.6%	1st
2017	69.4%	2nd	2021	56.8%	9th			



RYAN EIGSTI

MAJOR LEAGUE REHAB COACH

Ryan Eigsti is in his 17th season in the Royals organization and third as the Major League Rehab Coach. He previously served on the Major League staff as a bullpen catcher from 2017-21 and was a coach with the Royals Rookie affiliate in Surprise from 2014-16. Prior to that, he played in Kansas City's minor league system for six seasons, reaching Triple-A Omaha in 2011. Eigsti split the 2012 season between Omaha and Las Vegas, Toronto's Triple-A affiliate, before retiring as a player.

The catcher was originally selected by the Royals in the 15th round of the 2007 First-Year Player Draft, after playing three seasons at Bradley University in Peoria, Ill.

A native of Eureka, Ill., Eigsti resides in Kansas City with his wife, Kelli, and children, Colby, Kylie, Chase and Kinley.

MAJOR LEAGUE SUPPORT STAFF (CONT.)



ANDY FERGUSON

MAJOR LEAGUE PITCHING STRATEGIST

Andy Ferguson is in his sixth season as the team's Major League Pitching Strategist. In his role, Ferguson utilizes technology to gather analytical data and interpret it for players and coaches. He also assists with advance scouting and game planning.

Ferguson was a pitcher in the Royals minor league system from 2011-18, making it to Triple-A in 2014, when he was named Double-A Northwest Arkansas Pitcher of the Year and was a Texas League All-Star that season. He won a career-high 12 games between Double-A and Triple-A in 2014 and went 11-3 between those levels in 2015.

He graduated from Arkansas State University in 2011 with a bachelor's degree in mathematics. Ferguson also pitched for four years at ASU, before being selected by the Royals in the 18th round of the 2011 Draft. A native of Benton, Ark., Ferguson lives in Little Rock, Ark. during the offseason. He enjoys golf and hunting in his free time.



JUAN GRATEROL

BULLPEN CATCHER

Juan Graterol enters his first season on the Royals Major League staff as a Bullpen Catcher, following a four-year big league career with the Cincinnati Reds in 2019, Minnesota Twins in 2018 and Los Angeles Angels from 2016-18. During his 2017 season with the Angels, Graterol started 26 games at catcher and finished the campaign with a .996 fielding percentage in 245.0 innings.

He started his professional career in the Royals minor league system from 2006-14, reaching as high as Triple-A. Graterol has also spent time in the minor leagues with the Diamondbacks, Blue Jays and Yankees organizations. In 2023, Graterol played for the Lake Country DockHounds of the American Association of Professional Baseball in Oconomowoc, Wis.

A native of Maracay, Venezuela, Graterol now resides in St. Cloud, Fla.



MELISSA LAMBERT

DIRECTOR, BEHAVIORAL SCIENCE/MAJOR LEAGUE MENTAL PERFORMANCE

Melissa Lambert is in her fifth season with the Royals and second as the Director of Behavioral Science/Major League Mental Performance. She joined the organization in 2020 as the Assistant Director of Behavioral Science. In her role, Lambert provides support to the major league players and coaches with mental performance, mitigates risk for any mental health issues and oversees mental performance programming for the department.

She previously served as an EAP and Mental Skills Coach with the Los Angeles Dodgers in 2019, performing similar duties as her current role. Prior to getting into baseball, Lambert was a Mental Health Therapist and specialized in working with student athletes. She was also a Program Director for an intensive child and adolescent therapy program in Connecticut, a youth sports coach and a consultant for Athletes Acceleration on child development and performance psychology. She is certified in Therapeutic Crisis Intervention Training through Cornell University, a trainer for Mental Health First Aid and is a licensed professional counselor in the states of Connecticut, Arizona and Missouri.

Lambert received her Master's of Education in clinical mental health counseling from Springfield College (Mass.) in 2009. She also has a bachelor's degree in psychology from Eastern Connecticut State. While at ECSU, she was an all-conference defender on the Warriors' soccer team (2004-07) and was also named All-New England and an Outstanding Scholar Athlete.

A native of Montville, Conn., Lambert currently resides in Litchfield Park, Ariz.



BRENDAN SEXTON

ASSISTANT MAJOR LEAGUE VIDEO COORDINATOR

Brendan Sexton enters his fifth season with the Royals and second as the Assistant Major League Video Coordinator. Previously, he served as the Royals Minor League Video Coordinator after working in the video department for the three seasons at the Arizona Complex (2022) and in Northwest Arkansas (2020-21). Sexton graduated from Oklahoma State University in 2018 with degrees in sports management and marketing. Sexton resides in Kansas City, Mo. with his wife, Anna, and their dog, Zito.

MAJOR LEAGUE SUPPORT STAFF (CONT.)



NICKY STOYLES

MESSAGE THERAPIST

Nicky Stoyles joins the Kansas City Royals with 30 years of massage therapy experience. Nicky previously worked with the Kansas City Current for three seasons, where she helped bring them to the NWSL Championship in 2022. Prior to her stint with the Current, Nicky spent 21 seasons with the Kansas City Chiefs. During her tenure with the Chiefs, she was a part of the Medical Operations Staff when the team won Super Bowl LIV and appeared in Super Bowl LV. Additionally, Nicky has worked with a broad cross-section of elite athletes, including Olympic gymnasts, collegiate basketball players, Cirque du Soleil performers and the Kansas City Mavericks

professional hockey team.



ERIKA WINCHESKI

DIRECTOR, SPORTS NUTRITION

Erika Wincheski is in her seventh season with the Royals and third as the Director of Sports Nutrition. In her role, she supports all levels of the organization, develops and maintains nutrition standards and helps players maximize their performance and recovery through enhancing nutrition. She is a Licensed Dietitian and Board-Certified Specialist in Sports Dietetics.

She had spent the previous five-plus years working at EXOS in Phoenix, Ariz., serving roles as a Facility Dietitian, Director of Nutrition - Facilities and most recently as the Director of Nutrition - Pro/Elite Sports Division. During her time with EXOS, she worked under contract with the San Francisco Giants in Major League Baseball as well as the Arizona Cardinals, Arizona Coyotes and U.S. Men's National Soccer Team.

Wincheski received her bachelor's degree in nutrition from California Polytechnic State University in San Luis Obispo, Calif., while she did a postgraduate dietetic internship through the Univ. of Maryland with an emphasis in information technology. A native of Moss Beach, Calif., Wincheski resides in Phoenix, Ariz., with her dog Willie.

MAJOR LEAGUE CLUBHOUSE STAFF



PATRICK GORMAN

DIRECTOR, MAJOR LEAGUE EQUIPMENT

Patrick Gorman is in his 29th season with the Kansas City Royals and second as the Director of Major League Equipment, following a 20-year run as the Assistant Equipment Manager. His career with the Royals began in 1996 as a Clubhouse Attendant.

Gorman joined the Royals after an internship with the Cleveland Browns in 1995. He served as the student manager for the University of Kansas football team during his collegiate career. He earned a bachelor's degree in English from the University of Kansas in 1995. A native of Kansas City, Kan., Gorman graduated from Bishop Ward High School in 1990. He and his wife, Cadey, reside in Overland Park, Kan., with their two daughters, Abby and Caroline.

Kansas in 1995. A native of Kansas City, Kan., Gorman graduated from Bishop Ward High School in 1990. He and his wife, Cadey, reside in Overland Park, Kan., with their two daughters, Abby and Caroline.



LEVI NOBLE

MANAGER, VISITING CLUBHOUSE

Levi Noble is entering his 20th season with the Royals and second as the Visiting Clubhouse Manager. He started with the Royals in 2005 as the Ball Boy/Bat Boy and Clubhouse Attendant, before being promoted to Visiting Clubhouse Assistant Manager in 2019.

Noble also worked for the Kansas City Southern Railway from 2010-22 as a Carman and Car Foreman. He graduated with academic and attendance excellence awards from High Tech Institute in 2009 with a degree in massage therapy. He has three

children: Lennox (14), Madelyn (13) and Leo (9).



T.J. STACK

MANAGER, CULINARY SERVICES

T.J. Stack is in his 10th season with the Royals, serving as the Manager of Culinary Services. In his role, Stack oversees all food production in the kitchen within the Royals clubhouse and also serves as the Head Chef throughout the year.

Chef T.J. was born and raised in Kansas City. He attended Rockhurst High School and the University of Missouri in Columbia. Before joining the Royals in 2015, T.J. was Executive Chef at the downtown Savoy Hotel as well as JJ's on the Country Club Plaza.

MAJOR LEAGUE CLUBHOUSE (CONT.)



resides in Lenexa, Kan.

TOM WALSH

MANAGER, CLUBHOUSE SERVICES

Tom Walsh is in his 43rd season with the Royals and 26th working in the Major League clubhouse. He previously served as a Visiting Clubhouse Assistant in 1987, and he began his career with the Royals in the maintenance department.

Known to many of his colleagues as "T-Man", Walsh graduated from the University of Kansas in 1984 with a bachelor's degree in liberal arts and sciences. While at KU, he worked as a team Manager/Equipment Manager for the Jayhawk baseball team for the late **Marty Pattin**, a former Royals player. A native of Garden City, Mich., Walsh



TYLER AGENTER

LEAD, CLUBHOUSE ADMINISTRATION

Tyler Agenter is in his 17th season with the Royals, and first as Lead, Clubhouse Operations. He previously served as Sr. Clubhouse Assistant, Administration, Assistant Travel & Clubhouse Manager as well as a Clubhouse Assistant with the team.

Agenter previously worked for the Arizona Diamondbacks from 1995-2000 in Baseball Operations and Player Development, helping coordinate the Expansion Draft for the new franchise in 1997. He spent the 2003-04 seasons with the Texas Rangers, coordinating video for the Major League coaching staff and players. A native of Milaca, Minn., Agenter graduated from Shadow Mountain High School (Phoenix, Ariz.) and obtained a Bachelor of Science degree with a concentration in sports psychology from Arizona State University. He and his wife, Tiffany, reside in Olathe, Kan.



DANNY HELMER

LEAD, CLUBHOUSE EQUIPMENT & QUALITY CONTROL

Danny Helmer will celebrate his 26th season in the Royals organization in 2024 and first as the Lead, Clubhouse Equipment & Quality Control. He was named Texas League Home Clubhouse Attendant of the Year in 2023, which was his fourth year as the Coordinator of Clubhouse Operations for the Northwest Arkansas Naturals.

He worked previously for 13 years at Northwest Arkansas, managing both the home and visiting clubhouses. Before that, he spent nine years with the Wichita Wranglers, including four years as a batboy, three as the Clubhouse Assistant and two overseeing both the home and road clubhouses.

Following the 2019 season, Helmer was named the organization's co-winner of the **Matt Minker** Award, which was created to honor a minor league employee who most exemplifies the qualities Minker was known for, including a display of leadership and dedication to the Royals organization. He's also a three-time recipient of the Texas League Visiting Clubhouse Award (2008, 2014, 2018), and managed the Arizona Fall League clubhouse from 2012-14, 2017 and 2022. Helmer worked with Team China in the 2023 World Baseball Classic as their Equipment Manager. Helmer grew up in Wichita and graduated from the University of Oklahoma with a bachelor's degree in multidisciplinary studies in 2008. He resides in Bentonville, Ark. with his wife, Morgan, and three children, Maddox, Mason and Maier.



ADAM KORTH

ASSISTANT, CULINARY SERVICES

Adam Korth is in his 26th season with the Royals and his third as Assistant of Culinary Services and second as Sr. Clubhouse Assistant. He began his career with the Royals in 1999 as an Usher, before moving to the Visiting Team Clubhouse. He spent six seasons as a Ball Boy from 1999-2004 and seven seasons as a Bat Boy from 2004-11. Transitioning into Clubhouse Operations, Korth spent 12 seasons as the Assistant Visiting Clubhouse Manager from 2011-22.

He earned his bachelor's degree from UMKC with magna cum laude honors. Korth enjoys spending time with his wife, Lori, sons Rhett and Callum, and dog, Kiya.



DAVE LITZ

MAJOR LEAGUE TEAM SECURITY

Dave Litz is in his fourth season with the Royals and his second working as the Major League Team Security. Litz joined the Royals in 2021 as the Special Assignment Assistant Supervisor before adding Team Security to his responsibilities.

A native of Waukegan, Ill., he graduated from Waukegan East High School and went on to serve in the United States Air Force from 1987-2011. He and his wife, Ashley, reside in Grain Valley, Mo., with their children, Paige, Nola, Jordan and Clayton.

MAJOR LEAGUE CLUBHOUSE (CONT.)



JEFF SMITH

SR. VISITING CLUBHOUSE ASSISTANT

Jeff Smith is entering his 20th year with the Royals as a Visiting Clubhouse Attendant and his second as a Senior Assistant.

A native Kansas Citian, he graduated from Raytown High School in 2001 and earned his diploma in electrical mechanics from Vatterott College in 2003. Smith resides in Kansas City with his wife, Lauren, and identical twin daughters, Scarlett and Annabelle.



KARI SWEZY

FAMILY COORDINATOR

Kari Swezy is joining the Royals in 2024 as the Family Coordinator. Kari recent retired after teaching in the Lee's Summit School District for 30 years. In her new role, she will support the Clubhouse Operations as the liaison to players families. Kari and her husband Scott live in Lee's Summit and have two boys, Jack and Luke.



JAKE VAN OEVEREN

LEAD, CLUBHOUSE OPERATIONS & UMPIRE SERVICES

Jake Van Oeveren is in his 20th season with the Royals and first as Lead, Clubhouse Operations & Umpire Services. He previously served as Sr. Clubhouse Assistant, Operations and as a Clubhouse Assistant in the home clubhouse, while also assisting with clubhouse operations at Spring Training in Surprise, Ariz.

Van Oeveren graduated from the University of Kansas in 2008 with a bachelor's degree in psychology. He resides in Shawnee, Kan. with his wife, Chase, and their son Gus (2), and daughter Gracie, who was born in September 2023.

CHUCK HAWKE VISITING CLUBHOUSE

Chuck Hawke spent 34 years in the Royals organization and brought passion, grace and generosity for each of the 2,666 Royals home games from 1989 until his retirement in 2022. He became one of baseball's most respected Clubhouse Managers over the years, spreading the Royals trademark service and care throughout Major League Baseball.

Countless Hall of Famers, players, managers, coaches, broadcast media, executives and staff members came to count on Chuck's meticulous and consistent care. The Royals are proud and forever grateful for the example Chuck set for all, and have renamed the Visiting Clubhouse at Kauffman Stadium to the Chuck Hawke Visiting Clubhouse.



BUILDING THE 40-MAN ROSTER

Year	Player	Transaction
2006	Salvador Perez	Signed as an International free agent, Oct. 10
2015	Freddy Fermin	Signed as International free agent, July 25
2016	Carlos Hernández	Signed as International free agent, July 19
	Angel Zerpa Maikel Garcia	Signed as International free agent, July 26 Signed as International free agent, July 27
2017	Nick Pratto	Selected in the 1st round (14th overall) of Draft
	MJ Melendez	Selected in the 2nd round of Draft
2018	Brady Singer	Selected in the 1st round (18th overall) of Draft
	Daniel Lynch IV	Selected in the 1st round (32nd overall) of Draft
	Kris Bubic	Selected in the 1st round (40th overall) of Draft
	Jonathan Bowlan	Selected in the 2nd round of Draft
	Kyle Isbel	Selected in the 3rd round of Draft
2019	Bobby Witt Jr.	Selected in the 1st round (2nd overall) of Draft
	Alec Marsh	Selected in the 2nd round of Draft
	Michael Massey	Selected in the 4th round of Draft
	Anthony Veneziano	Selected in the 10th round of Draft
	Vinnie Pasquantino	Selected in the 11th round of Draft
	Dairon Blanco	Acquired from Oakland with RHP Ismael Aquino for LHP Jake Diekman, July 27
2020	Nick Loftin	Selected in the Competitive Balance Round A (32nd overall) of Draft
	Tyler Gentry	Selected in the 3rd round of Draft
	Will Klein	Selected in the 5th round of Draft
	John McMillon	Signed as a minor league free agent, June 23
2022	Drew Waters	Acquired from Atlanta with IF CJ Alexander, RHP Andrew Hoffmann for 2022 Draft pick, July 11
	Jordan Lyles	Signed as Major League free agent, Dec. 28
2023	Steven Cruz	Acquired from Minnesota with LHP Evan Sisk for OF Michael A. Taylor, Jan. 23
	Josh Taylor	Acquired from Boston for PTBNL and IF Adalberto Mondesi, Jan. 24
	Jake Brentz	Signed as a Major League free agent, March 16
	James McArthur	Acquired from Philadelphia for OF Junior Marin and cash, May 8
	Cole Ragans	Acquired from Texas with OF Roni Cabrera for LHP Aroldis Chapman, June 30
	Nelson Velázquez	Acquired from Chicago Cubs for RHP Jose Cuas, July 31
	Nick Anderson	Acquired from Atlanta for cash considerations, Nov. 17
	Kyle Wright	Acquired from Atlanta for RHP Jackson Kowar, Nov. 17
	Garrett Hampson	Signed as Major League free agent, Nov. 29
	Matt Sauer	Selected from New York Yankees in Rule 5 Draft, Dec. 6
	Will Smith	Signed as Major League free agent, Dec. 11
	Seth Lugo	Signed as Major League free agent, Dec. 14
	Chris Stratton	Signed as Major League free agent, Dec. 15
	Michael Wacha	Signed as Major League free agent, Dec. 18
Hunter Renfroe	Signed as Major League free agent, Dec. 19	
2024	Adam Frazier	Signed as a Major League free agent, Jan. 30
	John Schreiber	Acquired from Boston Red Sox for RHP David Sandlin, Feb. 17
	Austin Nola	Signed as a Major League free agent, Feb. 23

ROSTER BY TRANSACTION TYPE

First-Year Player Draft (15)		Trades (10)		Major League free agents (10)	
Nick Pratto	1st round, 2017	Dairon Blanco	Oakland, 2019	Jordan Lyles	Dec. 28, 2022
MJ Melendez	2nd round, 2017	Drew Waters	Atlanta, 2022	Jake Brentz	March 16, 2023
Kris Bubic	1st round, 2018	Nick Anderson	Atlanta, 2023	Garrett Hampson	Nov. 29, 2023
Daniel Lynch IV	1st round, 2018	Steven Cruz	Minnesota, 2023	Will Smith	Dec. 11, 2023
Brady Singer	1st round, 2018	James McArthur	Philadelphia, 2023	Seth Lugo	Dec. 14, 2023
Jonathan Bowlan	2nd round, 2018	Cole Ragans	Texas, 2023	Chris Stratton	Dec. 15, 2023
Kyle Isbel	3rd round, 2018	Josh Taylor	Boston, 2023	Michael Wacha	Dec. 18, 2023
Bobby Witt Jr.	1st round, 2019	Nelson Velázquez	Cubs, 2023	Hunter Renfroe	Dec. 19, 2023
Alec Marsh	2nd round, 2019	Kyle Wright	Atlanta, 2023	Adam Frazier	Jan. 30, 2024
Michael Massey	4th round, 2019	John Schreiber	Boston, 2024	Austin Nola	Feb. 23, 2024
Anthony Veneziano	10th round, 2019				
Vinnie Pasquantino	11th round, 2019				
Nick Loftin	CBA round, 2020	International free agents (5)		Minor league free agents (1)	
Tyler Gentry	3rd round, 2020	Salvador Perez	Oct. 10, 2006	John McMillon	June 23, 2020
Will Klein	5th round, 2020	Freddy Fermin	July 25, 2015		
		Carlos Hernández	July 19, 2016	Rule 5 Draft (1)	
		Angel Zerpa	July 26, 2016	Matt Sauer	Dec. 6, 2023
		Maikel Garcia	July 27, 2016		
Roster as of Feb. 25, 2024					



2024 ROYALS



NICK ANDERSON



NICK ANDERSON

#63 | RHP

B/T	HT/WT	BORN (OPENING DAY AGE)	SERVICE TIME
R/R	6-4/205	July 5, 1990 (33) in Crosby, Minn.	4 years, 153 days
ACQUIRED	SIGNING SCOUT		CONTRACT STATUS
Trade with Braves, 11/17/23	Bill Milos (Twins)		2nd year arb eligible

ROYAL RUNDOWN

- + 4-year Major League veteran with 3 teams
- + *Baseball America* All-Rookie Team in 2019
- + Did not appear in MLB in 2022 due to injury
- + Signed by MIN as undrafted FA in 2015
- + First Team All-MLB in 2020
- + First MLB win: 5/21/19 at DET
- + Made 3 appearances in 2020 WS with TB
- + First MLB save: 6/23/19 at PHI

YEAR	TEAM	W	L	ERA	G	SV	IP	H	R	ER	HR	BB	SO	BB/9	SO/9	AVG
2023	ATL	4	0	3.06	35	1	35.1	30	14	12	3	9	36	2.3	9.2	.229
CAREER (4 YRS)		11	6	2.93	128	9	122.2	91	43	40	14	32	173	2.3	12.7	.202

CAREER HIGHLIGHTS

- + Since making his Major League debut in **2019**, **Nick Anderson** ranks 5th in the Majors (min. 125 games) in K/BB ratio (5.41), 7th in K% (35.5) and tied for 8th in WHIP (1.00).
- + Has pitched just 122.2 innings in four Major League seasons and was limited to only 6.0 innings in the big leagues from **2021-22** due to injury.
- + Named First Team All-MLB in **2020** after going 2-1 with 6 saves in 19 appearances with a 0.55 ERA (1 ER in 16.1 IP) and .091 opponents' average (5-for-55).
- + The Royals are his fifth team since signing with Minnesota as an undrafted free agent in **2015**, and he has now been traded three times.
- + He was selected by Milwaukee in the 32nd round of the **2012** Draft, but did not sign...pitched in parts of three years (**2012-13**, **2015**) in independent ball before signing as a free agent with Minnesota in 2015, when he made his affiliated-ball debut at age 25.

2023 HIGHLIGHTS

- + Made the **2023** Opening Day roster to begin his first season in Atlanta, but was placed on the 60-day Injured List on July 13 with a right shoulder strain.
- + The Braves won 28 of the 35 games he appeared in.
- + Held left-handed batters to a .140 average (8-for-57) with 17 strikeouts and 1 walk for a .366 OPS, which ranked 3rd in the Majors (min. 50 lefty batters faced).
- + Through his final appearance of the season on July 7, he ranked 2nd on the team with 35 appearances and ranked 6th in the National League with 15 holds.
- + When he was placed on the 60-day IL on July 13, Anderson was one of four National League pitchers with at least 4 wins and no losses, and his 3.06 ERA (12 ER in 35.1 IP) ranked 2nd among that group.
- + Made 3 appearances during a minor league rehab assignment with Triple-A Gwinnett, but was returned from that assignment on Sept. 27 and did not pitch again in 2023.

ADDITIONAL CAREER HIGHLIGHTS

- + Began the **2022** season on the 60-day Injured List (recovering from right elbow surgery), and remained there until a rehab assignment began on July 22...he was reinstated from the IL on Aug. 22 and optioned to Durham.
- + Diagnosed with a partial UCL tear and flexor tendinitis at the end of Spring Training in **2021**...he was reinstated on Sept. 12 and made 6 appearances with the Rays before being placed on the 10-day IL on Sept. 27 with low back tightness.

CAREER HIGHS

STRIKEOUTS	INNINGS
5 (2x), last 7/18/19 vs. SD	2.0 (2x), last 7/18/19 vs. SD

STREAKS

SCORELESS	HOMERLESS
15.1 IP 7/18/19 - 8/29/19	19.1 IP 5/21/19 - 7/6/19

BEST K/BB IN MLB SINCE 2019 (MIN. 125 G)

PLAYER	K/BB
1. Chris Martin	8.81
2. Liam Hendriks	7.54
3. Gerrit Cole	5.60
4. Raisel Iglesias	5.51
5. Nick Anderson	5.41

ALL-MLB FIRST TEAM RELIEVERS SINCE 2019

PLAYER (TEAM)	YEAR
Josh Hader (MIL)	2019
Kirby Yates (SD)	2019
Nick Anderson (TB)	2020
Liam Hendriks (OAK)	2020
Josh Hader (MIL)	2021
Liam Hendriks (CWS)	2021
Emmanuel Clase (CLE)	2022
Edwin Diaz (NYM)	2022
Felix Bautista (BAL)	2023
Josh Hader (SD)	2023

ADDITIONAL CAREER HIGHLIGHTS (CONT.)

- + Underwent right elbow surgery on Oct. 27, **2021**.
- + Named First Team All-MLB in **2020**, joining **Liam Hendriks** as the only two relievers selected...the honor was determined by a split vote between fans and an MLB-appointed panel of experts, including media, former players and executives.
- + In **2020**, he recorded a 0.55 ERA (1 ER in 16.1 IP) in 19 appearances, which would have ranked 3rd among relievers, but he fell 1.2 innings shy of qualifying...missed 13 games on the 10-day Injured List due to right forearm inflammation.
- + Struck out 26 of the 58 batters he faced (44.8%) in **2020**, and held right-handed batters to a .034 average (1-for-29)...all but 1 of his 19 outings were scoreless, and he did not allow a hit in 14 out 19 appearances.
- + Pitched a career-high 65.0 innings during his **2019** rookie season, which he began with Miami...was acquired by Tampa Bay in a four-player deal at the Trade Deadline.

NICK ANDERSON (CONT.)

ADDITIONAL CAREER HIGHLIGHTS (CONT.)

+ Recorded 110 strikeouts in 65.0 innings in **2019**, which ranked 3rd among Major League rookies behind **Josh Hader** (138) and **Liam Hendriks** (122).

+ His 15.23 K/9 in **2019** ranked 3rd all-time by a qualifying rookie, trailing **Kenley Jansen** (16.10) in 2011 and **Edwin Diaz** (15.33) in 2016.

+ Struck out 41.7% of his batters faced in 2019, which ranked 2nd in the Majors (min. 50.0 IP) to **Josh Hader** (47.8%).

+ Recorded 34 strikeouts before allowing a walk to begin his Rays career in **2019**...since STATS play-by-play data is available (1974), his streak was the longest to begin a career with a team, besting **Billy Wagner** (30) with the 2004 Phillies.

+ Named to *Baseball America's* All-Rookie Team in 2019, and was the only reliever selected.

+ Named the **Dick Siebert** Award winner in **2019** by the Minnesota Chapter of the BBWAA, which is named for the former University of Minnesota coach and is presented annually to the Upper Midwest Player of the Year.

MINOR LEAGUE HIGHLIGHTS

+ Named a Triple-A International League midseason All-Star in **2018** and spent the entire season with Rochester.

MISCELLANEOUS NOTES

+ Nick resides in Brainerd, Minn.

MISCELLANEOUS NOTES (CONT.)

+ Pitched in **2015** for the Frontier Greys in the Independent Frontier League before signing with Minnesota on Aug. 7...was assigned to Low-A Cedar Rapids and had 12 strikeouts with no walks in 9 outings.

+ In **2014**, he played for the Tri-City (Minn.) Hawks, a men's baseball league...also pitched in Independent Leagues from **2012-13** for the Rockford RiverHawks and Rockford Aviators.

+ While in independent ball, he helped a friend remodel homes full-time...his work included laying carpet, renovating bathrooms and installing roofing.

+ Pitched for three seasons at St. Cloud State in Minnesota, before transferring to Mayville State University in North Dakota, where he recorded a 1.95 ERA (13 ER in 60.0 IP) in **2012**, earning First Team All-Conference honors.

+ As a senior in high school, he played linebacker and kicker, despite not playing organized football prior to that...his preferred kicking style was straight-toed and he wore square-toe cleats.

+ As a kid, Anderson competed at BMX and keeps his trophies at his dad's house...his love of extreme sports also includes snowmobiling.

+ His mom, Barb, told *USA Today*, "At the age of 13, he was already throwing hard. I remember one of the ump's for Nick's game, **Mike Brown**, we went to church with. He told me one day, 'You better pray for me, because if I get hit by one of Nick's fastballs, I'm going to get hurt.'"

CAREER PITCHING

YEAR	TEAM	W-L	ERA	G	GS	SV	IP	H	R	ER	HR	HB	BB	SO	BB/9	SO/9	AVG
2015	Cedar Rapids (A)	0-1	0.75	9	0	4	12.0	7	1	1	1	0	12	0.0	9.0	.167	
2016	Cedar Rapids (A)	4-0	0.90	12	0	3	20.0	6	3	2	0	3	28	1.4	12.6	.090	
	Fort Myers (A+)	0-3	3.58	30	0	10	37.2	33	16	15	2	13	47	3.1	11.2	.241	
2017	Fort Myers (A+)	2-0	0.89	15	0	2	20.1	13	2	2	0	0	3	20	1.3	8.9	.186
	Chattanooga (AA)	2-1	1.07	29	0	9	33.2	19	4	4	0	1	7	37	1.9	9.9	.165
2018	Rochester (AAA)	8-2	3.30	39	4	4	60.0	49	26	22	8	1	19	88	2.9	13.2	.221
2019	MIAMI	2-4	3.92	45	0	1	43.2	40	19	19	5	1	16	69	3.3	14.2	.238
	TAMPA BAY	3-0	2.11	23	0	0	21.1	12	5	5	3	1	2	41	0.8	17.3	.160
2020	TAMPA BAY	2-1	0.55	19	0	6	16.1	5	2	1	1	0	3	26	1.7	14.3	.091
2021	FCL Rays (R)*	0-0	0.00	2	1	0	2.0	1	0	0	0	0	4	0.0	18.0	.143	
	Durham (AAA)*	0-0	5.06	11	0	0	10.2	12	7	6	2	0	1	12	0.8	10.1	.286
	TAMPA BAY	0-1	4.50	6	0	1	6.0	4	3	3	2	0	2	1	3.0	1.5	.190
2022	FCL Rays (R)*	0-0	0.00	2	0	0	1.1	2	1	0	0	0	1	2	6.8	13.5	.286
	Durham (AAA)*	1-0	5.63	17	0	1	16.0	20	11	10	5	1	3	12	1.7	6.8	.308
2023	Gwinnett (AAA)*	0-1	11.57	3	0	0	2.1	5	3	3	0	0	2	1	7.7	3.9	.455
	ATLANTA	4-0	3.06	35	0	1	35.1	30	14	12	3	0	9	36	2.3	9.2	.229
MINOR LEAGUE TOTALS		17-8	2.71	169	5	33	216.0	167	74	65	18	5	52	263	2.2	11.0	.213
MAJOR LEAGUE TOTALS		11-6	2.93	128	0	9	122.2	91	43	40	14	2	32	173	2.4	12.7	.202

*Minor league injury rehab

POSTSEASON PITCHING

YEAR	SERIES	TEAM/OPP	W-L	ERA	G	GS	SV	IP	H	R	ER	HR	HB	BB	SO	BB/9	SO/9	AVG
2019	ALWC	TB vs. OAK	0-0	0.00	1	0	0	1.1	1	0	0	0	0	0	4	0.0	27.0	200
	ALDS	TB vs. HOU	0-0	2.08	3	0	0	4.1	4	1	1	0	0	4	0.0	8.3	.250	
2020	ALWC	TB vs. TOR	0-0	3.38	2	0	0	2.2	2	1	1	0	0	0	0.0	0.0	.222	
	ALDS	TB vs. NYY	0-0	1.93	2	0	0	4.2	2	1	1	1	0	6	0.0	11.6	.133	
	ALCS	TB vs. HOU	0-1	8.31	3	0	0	4.1	7	4	4	1	0	3	0	6.2	0.0	.389
	WS	TB vs. LAD	1-1	9.00	3	0	0	3.0	5	3	3	1	0	1	3	3.0	9.0	.357
POSTSEASON TOTALS			1-2	4.43	14	0	1	20.1	21	10	10	3	0	4	17	1.8	7.5	.273

CAREER TRANSACTIONS

2011: Selected by Milwaukee in the 32nd round of Draft...did not sign...**2015:** Signed by Minnesota as undrafted free agent, Aug. 7 (Bill Milos)...**2018:** Acquired by Miami from Minnesota for IF **Brian Schales**, Nov. 20...**2019:** Acquired by Tampa Bay with RHP **Trevor Richards** from Miami for OF **Jesus Sánchez** and RHP **Ryne Stanek**, July 31...**2020:** Placed on 10-day IL, right forearm inflammation, Aug. 23-Sept. 4...**2021:** Placed on 60-day IL, sprained right elbow, March 26-Sept. 12...placed on 10-day IL, lower back strain, Sept. 27-Oct. 7...**2022:** Placed on 60-day IL, right elbow surgery, March 25-Aug. 22...placed on 60-day IL, right foot plantar fasciitis, Sept. 21-Nov. 10...signed by Atlanta, Nov. 12...**2023:** Placed on 60-day IL, right shoulder strain, July 13-Nov. 6...acquired by Kansas City from Atlanta for cash considerations, Nov. 17.

DAIRON BLANCO



DAIRON BLANCO

#44 | OF

B/T	HT/WT	BORN (OPENING DAY AGE)	SERVICE TIME
R/R	6-0/210	April 26, 1993 (30) in Florida, Cuba	132 days
ACQUIRED	SIGNING SCOUT		OPTION YEARS USED
Trade w/ Athletics, 7/27/19	Raymond Abreu (Athletics)		0/3

ROYAL RUNDOWN

- + 71 SB in 118 G in 2023 between MLB & AAA
- + 2019 Texas League midseason All-Star
- + 2023 Willie Wilson Award winner
- + 2019 MiLB.com Organization All-Star (OAK)
- + 2022 MiLB.com Organization All-Star
- + 2018 Carolina League All-Star Game MVP
- + 2022 LIDOM Champion with Lacey
- + Spent 4 seasons in Cuban National Series

YEAR	TEAM	G	AB	R	H	2B	3B	HR	RBI	BB	SO	SB	CS	AVG	OBP	SLG
2023	KC	69	124	19	32	7	4	3	18	10	33	24	5	.258	.324	.452
CAREER (2 YRS)		74	131	20	34	7	4	3	20	10	37	25	5	.260	.322	.443

CAREER HIGHLIGHTS

- + **Dairon Blanco** is 213-for-260 (81.9%) in stolen base attempts in 539 games across five pro seasons, including the Majors (74 games) and minors (465).
- + In four seasons in the Royals organization, he has recorded 164 steals in 202 attempts, including 139 steals in 305 minor league games and 25 steals in 74 Major League games.
- + Has broken Triple-A Omaha's single-season stolen base record in each of the last two seasons, first recording 45 steals in 107 games in **2022**, before recording 47 steals in 49 games with Omaha in **2023**.
- + On July 27, **2019**, he was acquired by Kansas City with RHP **Ismael Aquino** for LHP **Jake Diekman**... at the time of the trade, he was leading Double-A Midland in hits, total bases, RBI and stolen bases, earning Texas League midseason All-Star honors.

2023 HIGHLIGHTS

- + Named **2023 Willie Wilson** Award winner, which recognizes the top baserunner in the organization... in 118 games between Triple-A Omaha and the Majors, he recorded 71 steals in 118 games and was caught only 11 times, for an 86.6% success rate.
- + Began the season with Triple-A Omaha and hit .347 (60-for-173) with 47 steals in 49 games...at the time of his promotion on June 12, he led Minor League Baseball in steals and set the Storm Chasers single-season steals record.
- + His 24 steals in 69 games with Kansas City tied for 3rd among American League rookies behind **Esteury Ruiz** (67) and **José Caballero** (26).
- + His 30.3 ft/sec. sprint speed ranked 4th in the Majors (min. 10 opp.), behind **Elly De La Cruz** (30.5), **Bobby Witt Jr.** (30.5) and **Bubba Thompson** (30.4).
- + Was one of 12 American League players to play at least 60 games in the outfield without an error.
- + On July 18 vs. Detroit, he became the first Major League player to record at least 2 doubles, 1 triple and 1 steal in a game since **Christian Yelich** on July 20, 2018 for Milwaukee, and was only the third Royal to reach those numbers in a game, joining **Amos Otis** (June 10, 1981) and **Frank White** (June 3, 1981).
- + On Aug. 4 in Philadelphia, Blanco went 1-for-3 with a sac. hit, 3 stolen bases and 3 RBI, becoming the first player in Royals history to record at least 3 RBI and 3 steals in a game, and the first in the Majors since **Jose Altuve** on Sept. 10, 2013.

CAREER WALK OFFS (1)

DATE/OPPONENT	PLAY/PITCHER (INN.)
+ 8/14/23 vs. SEA	1B off Brash (9th)

CAREER HIGHS

HITS	RUNS
4, 7/18/23 vs. DET	3, 7/18/23 vs. DET
DOUBLES	RBI
2, 7/18/23 vs. DET	3 (2x), last 8/4/23 at PHI
TRIPLES	STOLEN BASES
1 (4x), last 8/10/23 at BOS	3, 8/4/23 at PHI
HOME RUNS	WALKS
1 (3x), last 10/1/23 vs. NYY	2, 10/1/23 vs. NYY

STREAKS

HITTING	ON BASE
4 5/24/22 - 6/14/23	11 7/24/23 - 8/19/23

2023 SPRINT SPEED LEADERS (MIN. 10 OPP.)

PLAYER (TEAM)	FT/SEC
1. Bobby Witt Jr. (KC)	30.5
1. Elly De La Cruz (CIN)	30.5
3. Bubba Thompson (TEX)	30.4
4. Dairon Blanco (KC)	30.3

2023 HIGHLIGHTS (CONT.)

- + In the regular season finale on Oct. 1 vs. the Yankees, he became the fourth player this century to record a game with 3 hits, 2 steals, 1 HR and 1 sac. hit, joining **Doug Glanville** (Aug. 14, 2000), **Alfonso Soriano** (July 16, 2006) and **Billy Hamilton** (June 7, 2016).

MINOR LEAGUE HIGHLIGHTS

- + Stole 41 bases in 117 games in **2021** and had 45 steals in 107 games in **2022**, finishing 2nd to **Tyler Tolbert** among Royals farmhands both seasons.
- + In his stateside debut in **2018**, he was named a Carolina League All-Star and earned All-Star Game MVP honors after recording 4 hits with 1 double and 1 home run.

MISCELLANEOUS NOTES

- + Dairon resides in Miami, Fla.
- + Played for three teams in the **2022-23** offseason, beginning with Ponce in the Puerto Rican Winter League, with whom he set the PRWL 50-game season record of 25 stolen bases...finished with the Lacey Tigers of the Dominican Winter League, and helped them claim their 23rd championship.
- + From **2012-15**, he played parts of four seasons in the Cuban National Series...he appeared in 318 games and maintained a .301 batting average.

DAIRON BLANCO (CONT.)

CAREER BATTING

YEAR	TEAM	G	AB	R	H	2B	3B	HR	RBI	SF	HB	BB	SO	SB	CS	AVG	OBP	SLG	OPS
2018	Stockton (A+)	82	313	39	91	13	10	1	37	5	2	25	66	22	2	.291	.342	.406	.748
2019	Midland (AA)	78	301	57	83	13	12	7	44	1	2	29	95	27	7	.276	.342	.468	.810
	NW Arkansas (AA)	32	126	10	29	7	1	0	5	0	1	8	42	6	6	.230	.281	.302	.583
2020	Did not play (no minor league season)																		
2021	NW Arkansas (AA)	79	291	62	84	11	5	9	38	1	8	25	64	32	9	.289	.360	.454	.814
	Omaha (AAA)	38	131	21	33	6	0	5	15	0	4	11	31	9	5	.252	.329	.412	.741
2022	Omaha (AAA)	107	366	63	110	20	3	14	61	5	6	35	98	45	7	.301	.367	.486	.853
	KANSAS CITY	5	7	1	2	0	0	0	2	0	0	4	1	0	0	.286	.286	.286	.572
2023	Omaha (AAA)	49	173	37	60	7	1	3	19	2	10	22	35	47	6	.347	.444	.451	.895
	KANSAS CITY	69	124	19	32	7	4	3	18	0	2	10	33	24	5	.258	.324	.452	.776
MINOR LEAGUE TOTALS		465	1701	289	490	77	32	39	219	14	33	155	431	188	42	.288	.356	.440	.796
MAJOR LEAGUE TOTALS		74	131	20	34	7	4	3	20	0	2	10	37	25	5	.260	.322	.443	.765

CAREER FIELDING

YEAR	POSITION	PCT	G	GS	INN	TC	PO	A	E	DP
2022	CENTER FIELD	1.000	3	2	17.0	6	6	0	0	0
2023	LEFT FIELD	1.000	35	12	145.2	37	35	2	0	0
	CENTER FIELD	1.000	9	7	61.0	24	24	0	0	0
	RIGHT FIELD	1.000	24	17	150.0	41	39	2	0	0
CAREER TOTALS (LF)		1.000	35	12	145.2	37	35	2	0	0
CAREER TOTALS (CF)		1.000	12	9	78.0	30	30	0	0	0
CAREER TOTALS (RF)		1.000	24	17	150.0	41	39	2	0	0

CAREER TRANSACTIONS

2017: Signed by Oakland as an international free agent (Raymond Abreu)...**2019:** Acquired by Kansas City from Oakland with RHP **Ismael Aquino** for LHP **Jake Diekman**, July 27.

ALL-TIME STEALS OF HOME

The Royals have stolen home 47 times in the 54-year history of the club, done by 39 different players. Jon Nunnally stole home 4 times in 1995 alone, matching George Brett's career record. The 1996 Royals had a club-record 9 steals of home.

Player	Date	Opponent	Player	Date	Opponent
Amos Otis	July 31, 1972	at California*	Tom Goodwin	Sept. 1, 1995	at Texas
Vada Pinson	May 4, 1974	vs. NY Yankees	Chris Stynes	May 12, 1996	at Seattle
Jim Wohlford	Aug. 23, 1974	at Milwaukee	Bob Hamelin	May 22, 1996	at Detroit
Hal McRae	May 26, 1976	at Texas	David Howard	May 23, 1996	vs. Texas
	June 14, 1976	at Detroit	Kevin Young	June 10, 1996	vs. California
John Mayberry	July 2, 1976	vs. Oakland	Sal Fasano	July 5, 1996	at Minnesota
Tom Poquette	August 5, 1976	vs. Minnesota	Craig Paquette	July 13, 1996	vs. White Sox
	July 8, 1978	vs. Baltimore*		Aug. 7, 1996	vs. Oakland
Dave Nelson	Aug. 8, 1976	at White Sox*	Michael Tucker	July 15, 1996	vs. Cleveland
George Brett	Aug. 17, 1976	vs. Cleveland*	Johnny Damon	Sept. 27, 1996	vs. Cleveland
	June 19, 1977	vs. Minnesota	Craig Paquette	May 23, 1997	vs. Seattle
	July 23, 1978	vs. Boston	Jeff Conine	June 30, 1998	at St. Louis
	Sept. 14, 1987	vs. California	Jermaine Allensworth	July 9, 1998	at White Sox
Fred Patek	June 8, 1977	vs. Minnesota*	Joe Randa	May 10, 1999	at Minnesota
Jerry Terrell	April 29, 1978	vs. Milwaukee	Mike Sweeney	Aug. 14, 2002	vs. NY Yankees*
John Wathan	April 23, 1979	vs. Cleveland	Carlos Febles	May 6, 2003	vs. Boston
Kevin Seitzer	April 7, 1989	vs. Boston	Mendy Lopez	May 31, 2003	vs. Oakland*
Bo Jackson	May 16, 1989	at Minnesota	Alex Gordon	Aug. 2, 2009	at Tampa Bay
Juan Samuel	Aug. 26, 1992	at Texas	Yuniesky Betancourt	Sept. 19, 2010	vs. Cleveland
Greg Gagne	April 30, 1995	vs. NY Yankees	Jeff Francoeur	Aug. 11, 2012	at Baltimore
Jon Nunnally	May 24, 1995	at Toronto	Alcides Escobar	Sept. 18, 2013	vs. Cleveland
	July 29, 1995	vs. Detroit	Alex Rios	July 20, 2015	vs. Pittsburgh
	Aug. 15, 1995	vs. Oakland	Chris Owings	April 12, 2019	vs. Cleveland
	Sept. 18, 1995 (G1)	vs. Minnesota	Whit Merrifield	Aug. 21, 2021	at Cubs

*Straight steal of home

JONATHAN BOWLAN



JONATHAN BOWLAN

#62 | RHP

B/T	HT/WT	BORN (OPENING DAY AGE)	SERVICE TIME
R/R	6-6/240	Dec. 1, 1996 (27) in Arlington, Tenn.	13 days
ACQUIRED	SIGNING SCOUT	OPTION YEARS USED	
2nd round, 2018 Draft	Travis Ezi (Royals)	2/3	

ROYAL RUNDOWN

- + MLB Debut: 9/27/23 at DET
- + Texas League POW Aug. 22-28, 2022
- + Added to 40-man roster on 11/19/21
- + Had Tommy John Surgery in June 2021
- + Threw no-hitter for Wilmington on 7/15/19
- + 2019 South Atlantic League All-Star

YEAR	TEAM	W	L	ERA	G	SV	IP	H	R	ER	HR	BB	SO	BB/9	SO/9	AVG
2023	KC	0	1	3.00	2	0	3.0	5	1	1	1	0	3	0.0	9.0	.357

CAREER HIGHLIGHTS

- + **Jonathan Bowlan** made his Major League debut on Sept. 27, **2023** at Detroit...he allowed 1 run in 2.0 innings as the opener, the lone run coming on the 511th HR of **Miguel Cabrera's** career.
- + Made his return from Tommy John Surgery on June 17, **2022**, 12 months after his surgery...he made 7 starts in the Arizona Complex League and 1 start at High-A Quad Cities before joining Double-A Northwest Arkansas for his final 9 starts.
- + Named Texas League Pitcher of the Week for the period of Aug. 22-28, **2022** after earning a 7-2 win vs. Springfield in which he allowed just 2 hits and 2 walks over 5.0 scoreless innings.
- + In **2021**, went 2-0 with a 1.59 ERA (3 ER in 17.0 IP) and 25 strikeouts (13.2 K/9) through his first 4 starts at Double-A Northwest Arkansas, but exited his 4th start due to injury on May 23 and underwent Tommy John Surgery during the first week of June.
- + Spent the **2020** season at the Alternate Training Site and participated in the Royals postseason camp at Kauffman Stadium in October.
- + In his first full season in **2019**, Bowlan ranked among the Royals minor league leaders in wins (11, tied for 2nd), strikeouts (150, 3rd), innings (146.0, 5th) and starts (23, 8th)...among Royals pitchers who worked at least 80.0 innings, he ranked 1st in K/BB ratio (6.52) and 2nd in WHIP (0.99).
- + He had a 3.14 ERA (51 ER in 146.0 IP) in **2019**, and earned South Atlantic League midseason All-Star honors.
- + Bowlan threw the second no-hitter in Wilmington history on July 15, **2019**, recording 9 strikeouts and no walks on 98 pitches (63 strikes)...the lone baserunner reached on a throwing error in the 2nd inning.

CAREER PITCHING

YEAR	TEAM	W-L	ERA	G	GS	SV	IP	H	R	ER	HR	HB	BB	SO	BB/9	SO/9	AVG
2018	Idaho Falls (R)	1-4	6.94	9	9	0	35.0	51	30	27	6	0	9	23	2.3	5.9	.329
2019	Lexington (A)	6-2	3.36	13	11	1	69.2	55	30	26	4	8	10	74	1.3	9.6	.216
	Wilmington (A+)	5-3	2.95	13	12	0	76.1	66	25	25	5	0	13	76	1.5	9.0	.237
2020		Did not play (no minor league season)															
2021	NW Arkansas (AA)	2-0	1.59	4	4	0	17.0	13	3	3	0	0	3	25	1.6	13.2	.206
2022	ACL Royals (R)*	0-1	5.12	7	7	0	19.1	29	11	11	1	1	4	26	1.9	12.1	.354
	Quad Cities (A+)	0-0	0.00	1	1	0	4.0	6	0	0	0	0	1	6	2.3	13.5	.333
	NW Arkansas (AA)	1-3	6.92	9	9	0	39.0	51	33	30	7	4	17	30	3.9	6.9	.317
2023	NW Arkansas (AA)	1-5	7.20	10	9	0	35.0	44	30	28	7	3	13	47	3.3	12.1	.301
	Omaha (AAA)	6-6	5.24	14	12	1	67.0	72	40	39	12	0	32	58	4.3	7.8	.275
	KANSAS CITY	0-1	3.00	2	1	0	3.0	5	1	1	1	0	0	3	0.0	9.0	.357
MINOR LEAGUE TOTALS		22-24	4.69	80	74	2	362.1	387	202	189	42	16	102	365	2.5	9.1	.273
MAJOR LEAGUE TOTALS		0-1	3.00	2	1	0	3.0	5	1	1	1	0	0	3	0.0	9.0	.357

*Minor league injury rehab

CAREER TRANSACTIONS

2018: Selected by Kansas City in 2nd round of Draft (Travis Ezi).

CAREER HIGHLIGHTS (CONT.)

+ He was the last of five college pitchers selected by the Royals in the first 2 rounds of the **2018** Draft.

2023 HIGHLIGHTS

- + Made his Major League debut on Sept. 27, **2023** at Detroit, becoming the 58th different player to appear in a game for the 2023 Royals, matching the club record set in 2004.
- + In his Major League debut, Bowlan became the ninth player selected by Kansas City in 2018 to debut with the Royals, following **Brady Singer** (1st round), **Jackson Kowar** (1st), **Daniel Lynch IV** (1st), **Kris Bubic** (1st), **Kyle Isbel** (3rd), **Austin Cox** (5th), **Jonathan Heasley** (13th) and **Nate Eaton** (21st).
- + Prior to being recalled on Sept. 19, he made 24 appearances (21 starts) and recorded 102.0 innings between Double-A Northwest Arkansas and Triple-A Omaha...his totals in appearances, starts and innings were all his most since 2019.

MISCELLANEOUS NOTES

- + Jonathan resides in Arlington, Tenn.
- + Graduated from Bartlett HS (Tenn.), where he was named Male Athlete of the Year as a senior.
- + Pitched at the University of Memphis, where he posted a 3.71 ERA (35 ER in 85.0 IP) with 104 strikeouts as a junior in **2018**...on April 28, he recorded a school-record and Division I-best 18 strikeouts in a complete game win over South Florida.
- + His father, Mark, threw the lone perfect game in the history of the University of Memphis program and pitched in the Cardinals organization for two seasons.

JAKE BRENTZ



JAKE BRENTZ			#59 LHP
B/T	HT/WT	BORN (OPENING DAY AGE)	SERVICE TIME
L/L	6-2/205	9/14/94 (29) in Ballwin, Mo.	3 years, 0 days
ACQUIRED	SIGNING SCOUT		OPTION YEARS USED
Signed as FA, 3/16/23	Darin Vaughan (Blue Jays)		0/3

ROYAL RUNDOWN			
+ 3-year Major League veteran with KC	+ MLB debut: 4/3/21 vs. TEX		
+ Missed most of 2022-23 due to injury	+ Led rookie RP with 72 outings in 2021		
+ Made Opening Day roster with KC from 2021-22	+ 2017 FSL midseason All-Star		

YEAR	TEAM	W	L	ERA	G	SV	IP	H	R	ER	HR	BB	SO	BB/9	SO/9	AVG
2023	KC							Did not play in Majors (injured)								
CAREER (2 YRS)		5	5	5.19	80	2	69.1	56	47	40	8	47	85	6.1	11.0	.220

CAREER HIGHLIGHTS

+ **Jake Brentz** rejoins the Royals in **2024** after being limited to 5.1 innings in the Majors over the last two seasons due to left elbow surgery...he hasn't pitched in the Majors since April 29, 2022.

+ In **2022**, he made just 8 appearances, allowing 15 runs (14 ER) in 5.1 innings of work...he was placed on the 10-day Injured List with a left flexor strain on April 30, and underwent left elbow UCL reconstruction surgery on July 21, ending his season.

+ Made his first Opening Day roster in **2021** despite having never pitched in the Majors, and remained with the club for the entire season, except an 8-game stretch from Aug. 23-31 in which he was placed on the 10-day Injured List with a left shoulder impingement.

+ Among rookie relievers in **2021**, he ranked 1st in games pitched (72), tied for 2nd in holds (15), 4th in innings (64.0) and strikeouts (76), tied for 4th in wins (5), 6th in opponents' average (.197) and SO/9 (10.69), tied for 8th in saves (2) and 10th in ERA (3.66).

+ Pitched in a team-high 72 games in **2021** and tied for the 8th-most games in the Majors, 9 shy of the leader **Bryan Shaw** (81)...ranked 2nd in Royals history in games pitched as a rookie in a single season, behind only **Kelvin Herrera's** club record 76 in 2012.

+ Left-handed hitters batted .116 (8-for-69) against him with 2 extra-base hits and 21 strikeouts...among pitchers who faced at least 90 left-handed hitters, only Philadelphia's **Ranger Suárez** posted a lower batting average against (.109, 11-for-101)...it was the lowest left-handed average against in club history (min. 90 LHB faced), better than **Danny Duffy's** .137 opponents' average (17-for-124) in 2019.

+ Made his Major League debut on April 3, **2021** vs. Texas, recording 2 outs while allowing a hit and a walk, with his first strikeout against **Nathaniel Lowe**.

+ Earned his 1st career save on Aug. 5, **2021** at Guaranteed Rate Field against the White Sox, with a 1-2-3 9th inning to secure a 3-2 victory.

+ Earned the 5th win of his rookie season vs. Oakland on Sept. 14, his 27th birthday, recording a 1-2-3 6th inning to become the first Royal to win on his birthday since **Foster Griffin** on July 27, 2020.

CAREER TRANSACTIONS

2013: Selected by Toronto in 11th round of Draft (Darin Vaughan)...**2015:** Acquired by Seattle with LHP **Rob Rasmussen** and LHP **Nick Wells** for RHP **Mark Lowe**, July 31...**2016:** Acquired by Pittsburgh with RHP **Pedro Vasquez**, Sept. 1, completing the Aug. 6 trade for RHP **Arquimedes Caminero**...**2019:** Signed by Kansas City as a minor league free agent, Aug. 20...**2021:** Placed on 10-day IL, left shoulder impingement, Aug. 23-Sept. 1...**2022:** Placed on 10-day IL, left flexor strain, April 30-June 12...transferred to 60-day IL, June 12-end of season...**2023:** Signed by Kansas City as a free agent March 16...placed on 60-day IL, left elbow surgery, March 30-Nov. 2.

CAREER HIGHS

STRIKEOUTS	INNINGS
3 (3x), last 6/29/21 at BOS	2.0 (3x), last 5/28/21 at MIN

STREAKS

SCORELESS	HOMERLESS
15.0 IP 5/14/21 - 6/15/21	20.1 IP 5/7/21 - 6/22/21

2023 HIGHLIGHTS

+ Brentz in **2023** began a rehab assignment with the ACL Royals on Aug. 16, returning to the mound for the first time in 16 months...he made 3 rehab appearances (including 1 with Double-A Northwest Arkansas), but was returned on Aug. 25 after suffering a lat strain.

MINOR LEAGUE HIGHLIGHTS

+ Brentz spent the **2020** season at the Alternate Training Site in Kansas City and participated in the Royals Postseason Camp at Kauffman Stadium.

+ Signed with the Kansas City Royals as a minor league free agent on Aug. 20, **2019**, after being released by the Pittsburgh Pirates on Aug. 16.

+ In **2017**, Brentz was named a Florida State League midseason All-Star in his first full season in the Pirates organization.

+ Acquired by Pittsburgh on Sept. 1, **2016** with RHP **Pedro Vasquez** from Seattle to complete the Aug. 6 trade for RHP **Arquimedes Caminero**.

+ Acquired by Seattle with LHP **Rob Rasmussen** and LHP **Nick Wells** from the Blue Jays, for RHP **Mark Lowe** on July 31, **2015**.

MISCELLANEOUS NOTES

- + Jake resides in Ballwin, Mo.
- + Graduated from Parkway South High School in Manchester, Mo., in **2013**.

CAREER FIELDING

PCT	G	TC	PO	A	E	DP
1.000	80	9	1	8	0	0

JAKE BRENTZ (CONT.)

CAREER PITCHING

YEAR	TEAM	W-L	ERA	G	GS	SV	IP	H	R	ER	HR	HB	BB	SO	BB/9	SO/9	AVG
2013	GCL Blue Jays (R)	0-0	10.57	9	0	0	7.2	5	9	9	1	2	12	8	14.1	9.4	.192
2014	GCL Blue Jays (R)	1-3	4.08	12	6	2	39.2	30	21	18	1	3	26	34	5.9	7.7	.208
2015	Bluefield (R)	0-1	4.09	6	6	0	22	25	13	10	2	3	11	16	4.5	6.6	.294
	Everett (A)	1-1	3.86	5	4	1	14	9	7	6	0	1	8	14	5.1	9.0	.188
2016	Everett (A)	1-1	5.08	10	7	0	33.2	34	22	19	3	5	28	35	7.5	9.4	.268
	Clinton (A)	3-1	4.35	8	0	0	10.1	7	5	5	0	1	6	14	5.2	12.2	.179
	Tacoma (AAA)	0-0	16.20	2	0	0	1.2	2	4	3	0	1	2	1	10.8	5.4	.400
2017	Bradenton (A+)	1-2	3.81	19	0	2	26	23	13	11	0	0	9	33	3.1	11.4	.230
	Altoona (AA)	0-1	5.79	14	0	0	14	7	9	9	3	2	15	16	9.6	10.3	.146
2018	Bradenton (A+)	0-0	8.02	19	0	0	21.1	25	20	19	1	0	18	30	7.6	12.7	.281
	Altoona (AA)	0-1	13.50	12	0	0	11.1	12	19	17	1	0	21	15	16.7	11.9	.267
2019	NW Arkansas (AA)	0-1	0.77	9	0	0	11.2	6	1	1	0	1	3	13	2.3	10.0	.146
	Altoona (AA)	0-0	3.38	5	0	0	5.1	6	2	2	1	0	2	5	3.4	8.4	.286
	Indianapolis (AAA)	1-0	5.55	27	0	8	35.2	42	24	22	4	2	23	41	5.8	10.4	.296
2020	Did not play (no minor league season)																
2021	KANSAS CITY	5-2	3.66	72	0	2	64	45	32	26	7	6	37	76	5.2	10.7	.197
2022	NW Arkansas (AA)*	0-0	27.00	2	0	0	1	1	3	3	0	1	1	1	9.0	9.0	.250
	KANSAS CITY	0-3	23.63	8	0	0	5.1	11	15	14	1	1	10	9	16.9	15.2	.423
2023	ACL Royals (R)*	0-0	0.00	2	1	0	1.2	1	1	0	0	1	1	3	5.4	16.2	.143
	NW Arkansas (AA)*	0-0	9.00	1	0	0	1	0	1	1	0	0	2	2	18.0	18.0	.000
MINOR LEAGUE TOTALS		8-12	5.41	162	24	13	258	235	174	155	17	23	188	281	6.6	9.8	.241
MAJOR LEAGUE TOTALS		5-5	5.19	80	0	2	69.1	56	47	40	8	7	47	85	6.1	11.0	.220

*Minor league injury rehab

ROYALS BIRTHDAYS

January

16	Mitch Stetter (43)
20	Alec Zumwalt (43)
21	Matt Sauer (25)
27	John McMillon (26)
28	Hunter Renfroe (32)

February

1	Tyler Gentry (25)
---	-------------------

March

2	Josh Taylor (31)
3	Kyle Isbel (27)
	Maikel Garcia (24)
5	John Schreiber (30)
11	Carlos Hernández (27)
17	Vance Wilson (51)
22	Michael Massey (26)

April

14	Paul Hoover (48)
25	Zach Bove (36)
26	Dairon Blanco (31)
30	Keoni DeRenne (45)

May

10	Salvador Perez (34)
14	Alec Marsh (26)
16	Freddy Fermin (29)

June

12	Damon Hollins (50)
13	Brian Sweeney (50)
14	Bobby Witt Jr. (24)
15	Steven Cruz (25)

July

1	Michael Wacha (33)
5	Nick Anderson (34)
10	Will Smith (35)

August

2	Joe Dillon (49)
4	Brady Singer (28)
9	José Alguacil (52)
19	Kris Bubic (27)
22	Chris Stratton (34)

September

1	Anthony Veneziano (27)
14	Jake Brentz (30)
25	Nick Loftin (26)
27	Angel Zerpa (25)
29	Miguel Garcia (54)

October

2	Kyle Wright (29)
6	Nick Pratto (26)
10	Garrett Hampson (30)
	Vinnie Pasquantino (27)
19	Jordan Lyles (34)

November

14	Matt Quattraro (51)
17	Daniel Lynch IV (28)
	Seth Lugo (35)
28	Will Klein (25)
29	MJ Melendez (26)

December

1	Jonathan Bowlan (28)
11	James McArthur (28)
12	Cole Ragans (27)
14	Adam Frazier (33)
26	Nelson Velázquez (26)
28	Austin Nola (35)
30	Drew Waters (26)

*age indicated is what player/coach will turn on that date in 2024



KRIS BUBIC (boo-bich)

#50 | LHP

B/T	HT/WT	BORN (OPENING DAY AGE)	SERVICE TIME
L/L	6-3/220	Aug. 19, 1997 (26) in Cupertino, Calif.	3 years, 135 days
ACQUIRED	SIGNING SCOUT	CONTRACT STATUS	
Comp Round, 2018 Draft	Josh Hallgren (Royals)	1st year arb eligible	

ROYAL RUNDOWN

- + 4-year Major League veteran, all with Royals
- + Missed all but 3 starts in 2023 due to injury
- + 2019 Paul Spitttorff Minors Pitcher of Year
- + 2019 Wilmington Pitcher of the Year
- + 2019 SiriusXM All-Star Futures Game selection
- + 2019 Carolina League postseason All-Star
- + 2018 Pioneer League midseason All-Star
- + First MLB win: 9/11/20 vs. PIT

YEAR	TEAM	W	L	ERA	G	GS	IP	H	R	ER	HR	BB	SO	BB/9	SO/9	AVG
2023	KC	0	2	3.94	3	3	16.0	19	7	7	1	2	16	1.1	9.0	.292
CAREER (4 YRS)		10	28	4.85	70	60	325.0	348	190	175	49	146	289	4.0	8.0	.276

CAREER HIGHLIGHTS

+ Since **2021**, **Kris Bubic** has induced 1.31 groundball double plays per 9.0 innings, 2nd best in the American League (min. 150.0 IP).

+ Made his Major League debut in **2020**, after recording just 1871 innings over 36 starts in the minors...according to Royals Hall of Fame Director, **Curt Nelson**, Bubic became the seventh known player in club history (excluding Rule 5 picks) to make the jump from A-ball to the Majors.

+ He was the fourth of five college pitchers selected (40th overall) by the Royals in the first 2 rounds of the **2018** Draft.

2023 HIGHLIGHTS

+ Added a slider to his repertoire in **2023** and held opponents to 2-for-11 (.182) with 5 strikeouts on that pitch through 3 starts, after which he underwent Tommy John Surgery.

+ In his 2nd start of the season on April 9 at San Francisco, he held the Giants to 2 hits over 6.0 scoreless innings and matched a career best with 9 strikeouts.

ADDITIONAL CAREER HIGHLIGHTS

+ Bubic in **2022** tied **Daniel Lynch IV** for the team high with 27 starts, and for the 2nd straight year he led the team in double plays induced (19).

+ Had a 13-start stretch from June 4-Aug. 10, **2022** in which he recorded a 3.59 ERA (29 ER in 72.2 IP), before going 0-7 over his next 7 starts.

+ On Aug. 21, **2021** at Wrigley Field, Bubic took a no-hit bid into the 7th inning...after he walked the second batter of the game, he retired the next 17, including 7 strikeouts in a nine-batter span...despite no raindrops falling, the game was interrupted by a 34-minute "rain" delay in the top of the 7th...once play resumed, he issued a walk to the first batter, followed by a 2-run HR.

+ Named Royals Pitcher of the Month for September/October **2021**, posting a 2.20 ERA (8 ER in 32.2 IP) in 6 starts to mark the best ERA in September/October by a Royal (min. 5 starts) since **Zack Greinke** had a 1.38 ERA (6 ER in 39.0 IP) to end his 2009 **Cy Young** Award-winning season.

+ Bubic recorded 49 strikeouts in 50.0 innings in **2020** for an 8.82 K/9, setting the club rookie record (min. 10 starts), besting **Bob Johnson's** previous mark of 8.66 (206 K in 214.0 IP) set in 1970.

CAREER HIGHS

STRIKEOUTS	INNINGS
9 (2x), last 4/9/23 at SF	7.0 (4x), last 7/24/22 vs. TB

STREAKS

SCORELESS	HOMERLESS
17.2 IP 5/6/21 - 5/18/21	27.1 IP 9/18/22 - 4/15/23

BEST GDP/9 IN AL SINCE 2021 (MIN. 150.0 IP)

PLAYER (TEAM)	GDP/9
1. Brayan Bello (BOS)	1.34
2. Kris Bubic (KC)	1.31
3. Kendall Graveman (HOU/SEA/CWS)	1.20

MINOR LEAGUE HIGHLIGHTS (CONT.)

+ Led the minor leagues with 185 strikeouts in **2019**, a season in which he was named to the SiriusXM All-Star Futures Game, a Carolina League postseason All-Star and a *Baseball America* High-A All-Star.

+ Named Advanced-A Wilmington Pitcher of the Year in **2019**, going 11-5 with a 2.23 ERA (37 ER in 149.1 IP) in 26 starts, including his time with Low-A Lexington.

+ Additional accolades in 2019 included being named the **Paul Spitttorff** Pitcher of the Year, an MiLB.com Organization All-Star and the MiLB.com Fan Choice for Best Starting Pitcher.

+ Pitched back-to-back complete games in 2019, on Aug. 8 and Aug. 15, including a 1-hit shutout in the latter, with the lone hit coming to begin the 9th inning.

+ Had 7 starts with at least 10 strikeouts in **2019**, including a career-best 12 strikeouts with Lexington on April 12.

+ Named a Pioneer League midseason All-Star in **2018**.

MISCELLANEOUS NOTES

+ Kris resides in Cupertino, Calif.

+ In **2020**, he donated proceeds from his Cameo account to Royals Charities (now The Kansas City Royals Foundation) and the Harvester Food Network.

+ Attended Stanford University, where he went 8-1 with a 2.62 ERA (25 ER in 86.0 IP) and 101 strikeouts in 15 starts as a junior in **2018** for the Pac-12 champions... named All-Pac-12 and was one of 40 players named to the Golden Spikes Award midseason Watch List.

+ Majored in communications at Stanford and aspires to one day be a sports color commentator.

+ Graduated from Archbishop Mitty HS (Calif.) in **2015**.

KRIS BUBIC (CONT.)

CAREER TRANSACTIONS

2018: Selected by Kansas City in Competitive Balance Round A (40th) of Draft (Josh Hallgren)...**2023:** Placed on 15-day IL, left elbow surgery, April 16...transferred to 60-day IL, May 3-Nov. 2.

CAREER PITCHING

YEAR	TEAM	W-L	ERA	G	GS	SV	IP	H	R	ER	HR	HB	BB	SO	BB/9	SO/9	AVG
2018	Idaho Falls (R)	2-3	4.03	10	10	0	38.0	38	25	17	2	3	19	53	4.5	12.6	.253
2019	Lexington (A)	4-1	2.08	9	9	0	47.2	27	14	11	3	1	15	75	2.8	14.2	.164
	Wilmington (A+)	7-4	2.30	17	17	0	101.2	76	28	26	3	6	27	110	2.4	9.7	.215
2020	KANSAS CITY	1-6	4.32	10	10	0	50.0	52	29	24	8	2	22	49	4.0	8.8	.263
2021	KANSAS CITY	6-7	4.43	29	20	0	130.0	121	67	64	22	7	59	114	4.1	7.9	.248
2022	Omaha (AAA)	0-2	6.59	3	3	0	13.2	14	10	10	2	0	4	17	2.6	11.2	.264
	KANSAS CITY	3-13	5.58	28	27	0	129.0	156	87	80	18	4	63	110	4.4	7.7	.306
2023	KANSAS CITY	0-2	3.94	3	3	0	16.0	19	7	7	1	1	2	16	1.1	9.0	.292
MINOR LEAGUE TOTALS		13-10	2.87	39	39	0	201.0	155	77	64	10	10	65	255	2.9	11.4	.215
MAJOR LEAGUE TOTALS		10-28	4.85	70	60	0	325.0	348	190	175	49	14	146	289	4.0	8.0	.276

CAREER BATTING

AB	H	2B	3B	HR	RBI	SH	AVG	OBP	SLG
5	0	0	0	0	0	0	.000	.000	.000

CAREER FIELDING

PCT	G	TC	PO	A	E	DP
.925	70	40	10	27	3	3

ROYALS EJECTIONS

The Royals have had 151 different players, managers or coaches ejected from a game in the franchise's history, according to Retrosheet. Ned Yost is the club's all-time leader with 22 ejections and George Brett leads all players with seven.

NAME	EJECTIONS	NAME	EJECTIONS	NAME	EJECTIONS
1. Ned Yost	22	T8. George Brett	7	T15. Bob Lemon	5
2. Hal McRae	19	T8. Tony Peña Sr.	7	T15. Dale Sveum	5
3. Buddy Bell	15	T10. Amos Otis	6	T15. Darrell Porter	5
4. Whitey Herzog	13	T10. Jack McKeon	6	T15. Jim Frey	5
5. Tony Muser	12	T10. John Wathan	6	T15. Mike Matheny	5
T6. Dick Howser	8	T10. Lou Piniella	6		
T6. Trey Hillman	8	T10. Willie Wilson	6		



STEVEN CRUZ



STEVEN CRUZ

#64 | RHP

B/T	HT/WT	BORN (OPENING DAY AGE)	SERVICE TIME
R/R	6-6/245	June 15, 1999 (24) in Salcedo, D.R.	34 days
ACQUIRED	SIGNING SCOUT		OPTION YEARS USED
Trade w/ Twins, 1/23/23	Fred Guerrero (MIN)		0/3

ROYAL RUNDOWN

- + Made his MLB debut on 8/29/23 vs. PIT
- + AAA Omaha Pitcher of the Month, Aug. 2023
- + Had 10 G with KC in 2023, 4 as an opener
- + Traded to KC on 1/23/23 in 3-player deal

YEAR	TEAM	W	L	ERA	G	GS	IP	H	R	ER	HR	BB	SO	BB/9	SO/9	AVG
2023	KC	0	0	4.97	10	4	12.2	11	7	7	1	11	5	7.8	10.7	.220

CAREER HIGHLIGHTS

- + **Steven Cruz** made his Major League debut with Kansas City on Aug. 29, **2023** vs. Pittsburgh...he was acquired with LHP **Evan Sisk** on Jan. 23, 2023 from Minnesota for OF **Michael A. Taylor**.
- + He signed with Minnesota in **2017** as an international free agent from the DR...his signing scout, **Fred Guerrero**, was hired by Kansas City in **2024** as the Coordinator of Player Evaluation/International.
- + Across six minor league seasons, he's recorded 18 saves and 323 strikeouts in 242.0 innings (12.0 K/9).
- + Nine of his 18 career saves in the minors came with Double-A Northwest Arkansas in **2023**.

2023 HIGHLIGHTS

- + In his first season in the Royals organization in **2023**, he recorded 9 saves in 43 appearances with a 3.81 ERA (21 ER in 49.2 IP) and 64 strikeouts (11.6 K/9) between Double-A Northwest Arkansas and Triple-A Omaha.
- + Named Triple-A Omaha's Pitcher of the Month for August, during which 8 of his 9 outings were scoreless and he held opponents to a .114 average.
- + He was selected on Aug. 29 and made his Major League debut vs. Pittsburgh that night, when he was charged with 4 runs on 3 hits and 3 walks while recording just 2 outs.
- + In his last 9 appearances (4 starts) following his debut, Cruz recorded a 2.25 ERA (3 ER in 12.0 IP) and held opponents to a .182 average (8-for-44).
- + The Royals deployed an opener in 8 September games, including 4 started by Cruz...the Royals went 3-1 in Cruz's 4 starts and in the opener role, he had a 1.59 ERA (1 ER in 5.2 IP) with 7 strikeouts (11.1 K/9).

CAREER PITCHING

YEAR	TEAM	W-L	ERA	G	GS	SV	IP	H	R	ER	HR	HB	BB	SO	BB/9	SO/9	AVG
2017	DSL Twins	4-0	3.68	16	3	1	29.1	26	14	12	0	2	14	26	4.3	8.0	.241
2018	GCL Twins (R)	1-3	3.12	13	2	2	26.0	14	12	9	0	5	24	33	8.3	11.4	.156
2019	Elizabethton (R)	1-0	2.90	17	0	1	31.0	22	12	10	1	2	23	48	6.7	13.9	.198
2020	Did not play (no minor league season)																
2021	Fort Myers (A)	4-2	4.05	26	2	1	46.2	33	31	21	3	6	30	76	5.8	14.7	.190
	Cedar Rapids (A+)	0-0	8.10	2	0	0	3.1	2	4	3	0	0	3	4	8.1	10.8	.182
2022	Wichita (AA)	1-4	5.14	46	0	4	56.0	54	35	32	4	3	35	72	5.6	11.6	.252
2023	NW Arkansas (AA)	0-0	2.20	29	0	9	32.2	20	11	8	1	2	20	42	5.5	11.6	.174
	Omaha (AAA)	0-1	6.88	14	0	0	17.0	12	13	13	3	1	10	22	5.3	11.7	.200
	KANSAS CITY	0-0	4.97	10	4	0	12.2	11	7	7	1	1	11	15	7.8	10.7	.220
MINOR LEAGUE TOTALS		11-10	4.02	163	7	18	242.0	183	132	108	12	21	159	323	5.9	12.0	.207
MAJOR LEAGUE TOTALS		0-0	4.97	10	4	0	12.2	11	7	7	1	1	11	15	7.8	10.7	.220

CAREER TRANSACTIONS

2017: Signed by Minnesota as an international free agent, March 20 (Fred Guerrero)..**2023:** Acquired by Kansas City with LHP **Evan Sisk** for **Michael A. Taylor**, Jan. 23.

CAREER HIGHS

STRIKEOUTS	INNINGS
4, 9/13/23 at CWS	2.0 (2x), last 9/27/23 at DET

STREAKS

SCORELESS	HOMERLESS
8.0 IP 9/1/23 - 9/19/23	12.0 IP 9/1/23 - 9/30/23

CRUZ IN 2023 WITH THE ROYALS

DATES	G	IP	ER	ERA
Aug. 29 (MLB debut)	1	0.2	4	54.00
Sept. 1-30	9	12.0	3	2.25

2023 HIGHLIGHTS (CONT.)

- + Seven of his 10 big league outings were scoreless.
- + He threw his four-seam fastball 107 times in the big leagues—accounting for 43.9% of his pitches—and it averaged 97.7 mph.
- + Cruz pitched a career-high 67.1 innings in 2023, including 49.2 innings in the minors, 12.2 innings in the big leagues and 5.0 innings in the Dominican Winter League.

MISCELLANEOUS NOTES

- + Steven resides in Tenares, D.R.
- + The scout who signed him with Minnesota, **Fred Guerrero**, was hired by the Royals in **2024** as the Coordinator of Player Evaluation.

CAREER FIELDING

PCT	G	TC	PO	A	E	DP
1.000	10	1	0	1	0	0

FREDDY FERMIN



FREDDY FERMIN

#34 | C

B/T	HT/WT	BORN (OPENING DAY AGE)	SERVICE TIME
R/R	5-10/200	May 16, 1995 (28) in Puerto Ordaz, Venezuela	165 days
ACQUIRED	SIGNING SCOUT		OPTION YEARS USED
Signed as IFA, 7/25/15	J. Gonzalez/R. Castro (Royals)		1/3

ROYAL RUNDOWN

- + Led KC (min. 100 AB) w/ .281 AVG in 2023
- + International League POW Aug. 22-28, 2022
- + 2022-23 ROY in Venezuelan Winter League
- + 2019 South Atlantic League All-Star
- + 2022-23 MVP in Venezuelan Winter League
- + 2019 Carlos Fortuna Award winner

YEAR	TEAM	G	AB	R	H	2B	3B	HR	RBI	BB	SO	SB	CS	AVG	OBP	SLG
2023	KC	70	217	26	61	10	1	9	32	13	50	0	0	.281	.321	.461
CAREER (2 YRS)		73	224	27	61	10	1	9	32	13	53	0	1	.272	.311	.446

CAREER HIGHLIGHTS

- + As a rookie in **2023**, **Freddie Fermin** led the Royals (min. 100 at-bats) with a .281 average (61-for-217).
- + Was added to the 40-man roster on Nov. 15, **2022**, and is now in his ninth season with the Royals organization, after signing as an international free agent out of Venezuela in **2015**.
- + Among players on the 40-man roster, he is the 2nd-longest tenured player in the organization, trailing only **Salvador Perez**, who signed in 2006.
- + Fermin won the organization's **Carlos Fortuna Award** in **2019**, which is given annually to the Royals minor league player who is dedicated to improving his English, genuine work ethic and conduct.

2023 HIGHLIGHTS

- + Fermin had two stints with the Royals in **2023**... he began the season with Triple-A Omaha before joining Kansas City from April 21-28...he was recalled again on May 2 and remained with the Royals until he suffered a left middle finger fracture and landed on the IL on Sept. 9.
- + Hit .281 (61-for-217) with the Royals, which led the team (min. 100 at-bats) and ranked 4th among American League rookies, trailing **Royce Lewis** (.309), **Masataka Yoshida** (.289) and **Yainer Diaz** (.282).
- + Recorded both his 1st career home run and triple on May 4 vs. the Orioles, becoming the fourth catcher in club history to hit a triple and a HR in a single game, joining **Miguel Olivo** (on June 29, 2009 and Aug. 11, 2009), **Don Slaught** (July 8, 1984) and **Darrell Porter** (Aug. 17, 1979).
- + Had the game-winning hit with a 1-out bunt single in the 9th inning on May 11 vs. the White Sox, marking his 1st career walk-off RBI...he became the second Royal to hit a walk-off RBI bunt single, joining **Frank White**, who did so twice, in 1975 and 1982.
- + On June 29 vs. Cleveland, he hit a pinch-hit, walk-off, 2-run double, becoming the fifth Royal this century with a pinch-hit, walk-off RBI and the first since **Ryan O'Hearn** on Sept. 3, 2019.
- + Over his final 48 games from June 18 until he was placed on the IL with a season-ending injury on Sept. 9, he slashed .312/.339/.490 (49-for-157) with 10 doubles, 6 HR, 25 RBI and 22 runs.
- + In 14 games with Triple-A Omaha, he batted .304/.448/.674 (14-for-46) with 7 extra-base hits and more walks (11) than strikeouts (9).

CAREER TRANSACTIONS

2015: Signed by Royals as IFA, July 25 (Joelvis Gonzalez and Richard Castro)...**2023:** Placed on 10-day IL, left middle finger fracture, Sept. 9...transferred to 60-day IL, Sept. 18-Nov. 2.

CAREER HIGHS

HITS	RUNS
3 (4x), last 7/17/23 vs. DET	2 (6x), last 9/4/23 vs. CWS
DOUBLES	RBI
2, 6/21/23 at DET	3, 6/24/23 at TB
TRIPLES	STOLEN BASES
1, 5/4/23 vs. BAL	-
HOME RUNS	WALKS
2, 8/5/23 at PHI	2, 5/16/23 at SD

STREAKS

HITTING	ON BASE
6 7/17/23 - 7/30/23	6 5/10/23 - 5/24/23
5 6/24/23 - 6/30/23	6 7/17/23 - 7/30/23

FERMIN IN 2023 WITH THE ROYALS

DATES	G	HR	RBI	AVG	OPS
April 23-May 12	11	3	5	.333	1.120
May 16-June 16	11	0	2	.091	.280
June 18-Sept. 8	48	6	25	.312	.830

ADDITIONAL CAREER HIGHLIGHTS

- + In 28 games with Leones del Caracas in the **2023-24** Venezuelan Winter League, he posted a .354 on-base percentage and .762 OPS.
- + He was named the Most Valuable Player of the **2022-23** Venezuelan Winter League and was unanimously selected as the league's Rookie of the Year, after leading the league with a .404 batting average (67-for-166) and ranking 2nd in hits, on-base percentage (.482), OPS (1.048), 3rd in slugging percentage (.566), tied for 3rd in runs (38) and tied for 4th in doubles (13).
- + Fermin earned 26 of 50 1st-place votes to earn 161 points and the **2022-23** MVP of the Venezuelan Winter League, topping **José Rondón** (107 points) and **José Martínez** (76 points).

MINOR LEAGUE HIGHLIGHTS

- + He had a career-high 6 RBI on Aug. 26, **2022** vs. Scranton/Wilkes-Barre in which he turned in his third multi-homer game of the season...that game was part of his dominant month of August, when he slashed .337/.420/.698 (29-for-86) with 7 doubles, 8 home runs and 18 RBI in 24 games...in August, he ranked among International League leaders in home runs (2nd), total bases (60, 2nd) slugging pct. (3rd), OPS (1.118, 3rd) and XBH (15, 3rd).

FREDDY FERMIN (CONT.)

MINOR LEAGUE HIGHLIGHTS (CONT.)

+ Fermin was named International League Player of the Week for Aug. 22-28, **2022**, over which he went 7-for-19 (.368) with a 1.316 slugging pct., a 1.796 OPS and 12 RBI.

+ Spent the **2020** season as the Royals Alternate Training Site in Kansas City and participated in the club's postseason camp at Kauffman Stadium in October.

+ Named a South Atlantic midseason All-Star in **2019**, and threw out 26 of 55 would-be basestealers (47.3%), including 17 of 25 (68.0%) with Lexington... he was the only catcher in the South Atlantic League with a success rate better than 50% (min. 40 games).

+ He played in 4 games with the Salt River Rafters in the Arizona Fall League in **2019**.

MISCELLANEOUS NOTES

+ Freddy resides in Puerto Ordaz, Venezuela, with his wife, Consuelo Ortiz.

+ He played for Team Panamá during the **2021-22** Caribbean Series.

CAREER WALK OFFS (2)

DATE/OPPONENT	PLAY/PITCHER (INN.)
+ 5/11/23 vs. CWS	1B off López (9th)
+ 6/29/23 vs. CLE	2B off Clase (10th)

CAREER HR HIGHLIGHTS

MULTI-HR GAMES (1)	PITCHER(S)
+ 8/5/23 at PHI (2)	Cristopher Sánchez

CAREER BATTING

YEAR	TEAM	G	AB	R	H	2B	3B	HR	RBI	SF	HB	BB	SO	SB	CS	AVG	OBP	SLG	OPS
2016	DSL Royals	52	172	18	47	9	0	0	17	6	3	21	23	1	2	.273	.351	.326	.677
2017	Idaho Falls (R)	47	163	30	46	5	2	1	39	3	4	31	21	0	2	.282	.403	.356	.759
2018	Idaho Falls (R)	3	10	3	3	1	0	0	1	0	0	2	0	0	0	.300	.300	.400	.700
	Burlington (R)	47	167	28	41	9	1	2	18	1	2	25	15	2	1	.246	.349	.347	.696
2019	Lexington (A)	54	209	37	55	11	0	9	30	1	1	14	37	2	0	.263	.311	.445	.756
	NW Arkansas (AA)	32	107	11	27	3	0	3	11	1	0	3	23	0	2	.252	.270	.364	.634
2020	Did not play (no minor league season)																		
2021	NW Arkansas (AA)	73	269	45	75	13	1	10	45	1	4	29	50	1	1	.279	.356	.446	.802
	Omaha (AAA)	4	13	4	3	1	0	0	2	0	0	2	6	0	0	.231	.333	.308	.641
2022	Omaha (AAA)	87	296	44	80	17	0	15	56	5	1	46	62	1	0	.270	.365	.480	.845
	KANSAS CITY	3	7	1	0	0	0	0	0	0	0	0	3	0	1	.000	.000	.000	.000
2023	Omaha (AAA)	14	46	12	14	2	0	5	14	0	1	11	9	0	0	.304	.448	.674	1.122
	KANSAS CITY	70	217	26	61	10	1	9	32	3	1	13	50	0	0	.281	.321	.461	.782
MINOR LEAGUE TOTALS		413	1452	232	391	71	4	45	233	18	16	182	248	7	8	.269	.353	.417	.770
MAJOR LEAGUE TOTALS		73	224	27	61	10	1	9	32	3	1	13	53	0	1	.272	.311	.446	.757

CAREER FIELDING

YEAR	POSITION	PCT	G	GS	INN	TC	PO	A	E	DP	PB	SB	CS	SB%
2022	CATCHER	1.000	3	2	19.0	17	16	1	0	0	0	0	1	0.0%
2023	CATCHER	.982	65	54	499.2	503	470	24	9	5	5	35	16	68.6%
CAREER TOTALS (C)		.983	68	56	518.2	520	486	25	9	5	5	35	17	67.3%

CARLOS FORTUNA AWARD

The **Carlos Fortuna** Award is given annually to the Royals Latin-American player who proudly exemplifies leadership, discipline, dedication and strong will on and off the field. It is named after former Royals minor league player Carlos Fortuna, who passed away in 2013 at the age of 22 following a three-year battle against cancer. A native of the Dominican Republic, Fortuna played in the Royals organization as a pitcher from 2007-09, and was determined to develop into a better man for the good of his family, his child, and his own. Fortuna is pictured to the right with **Monica Ramirez**, Kansas City's Education/ESL & Latin American Initiatives Coordinator, who now is also the Director of The Fortuna Foundation, which was started to help parents and caregivers of young men, who are preparing to become professional baseball players in Latin American countries.



CARLOS FORTUNA AWARD WINNERS

Latin-American Royals player who proudly exemplifies leadership, discipline, dedication and strong will on and off field					
Yunior Marte	2013	Angelo Castellano	2017	Adrian Alcantara	2021
Angel Franco	2014	Sebastian Rivero	2018	Marcelo Martinez	2022
Elier Hernández	2015	Freddy Fermin	2019	Cruz Noriega	2023
Yender Caramo	2016	-	2020		

ADAM FRAZIER



ADAM FRAZIER

#26 | IF/OF

B/T	HT/WT	BORN (OPENING DAY AGE)	SERVICE TIME
L/R	5-10/190	Dec. 14, 1991 (32) in Athens, Ga.	7 years, 75 days
ACQUIRED	SIGNING SCOUT		CONTRACT STATUS
Signed as FA, 1/30/24	Darren Mazeroski (Pirates)		Signed through 2024

ROYAL RUNDOWN

- + 8-year MLB veteran with 4 different teams
- + 2021 NL All-Star with Pittsburgh
- + Leads MLB with 577 games at 2B since 2019
- + 2017, 2021 Heart & Hustle Award winner (PIT)
- + Tied for 1st since 2019 with .989 field % at 2B
- + 2019-20 finalist for *Rawlings* Gold Glove (2B)

YEAR	TEAM	G	AB	R	H	2B	3B	HR	RBI	BB	SO	SB	CS	AVG	OBP	SLG
2023	BAL	141	412	59	99	21	2	13	60	32	68	11	4	.240	.300	.396
CAREER (8 YRS)		962	3,163	433	850	170	27	56	317	260	456	52	32	.269	.331	.393

CAREER HIGHLIGHTS

- + **Adam Frazier** is an eight-year Major League veteran with four different teams, including Pittsburgh (**2016-21**), San Diego (**2021**), Seattle (**2022**) and Baltimore (**2023**)...Kansas City is his fifth team, all of which he's played for in the last four years.
- + He was a National League All-Star with Pittsburgh in **2021**, when he set career highs with a .305 (176-for-577) batting average, 36 doubles and 83 runs.
- + Named Pittsburgh's Heart and Hustle Award winner in **2017** and **2021**.
- + Named a finalist for the *Rawlings* Gold Glove Award at second base in **2019** and **2022** with Pittsburgh.
- + Since **2019**, he leads the Majors with 577 games played at second base, ahead of **Ozzie Albies** (555) and **Jose Altuve** (535), and his .989 fielding percentage at second base during that span is tied for 1st in the Majors with Albies and **Marcus Semien**.
- + Ranks 9th among qualified hitters since **2019** with a rate of 7.92 plate appearances per strikeout.

2023 HIGHLIGHTS

- + Frazier appeared on the Opening Day roster for the seventh consecutive season in **2023**...in his first season with the American League East champion Orioles, he recorded a career-best 13 HR and 60 RBI.
- + Each of his career-best 13 HR came in his 1st 97 games (80 starts) through July 30, and he did not record a HR in his final 44 games (33 starts).
- + Per *Statcast*, Frazier ranked in the top 4% of Major League Baseball with a 40.9 sweet spot rate, in the top 11% with a 14.9 strikeout rate and in the top 16% with a 19.2 whiff rate.
- + He had a career-best 18-game on-base streak from May 6-25.

ADDITIONAL CAREER HIGHLIGHTS

- + In **2022** with Seattle, he appeared in a career-high and a team-best 156 games, assisting the Mariners to a 90-win season and a Wild Card berth.
- + He appeared at five different defensive positions in **2022**, including 124 games at second base, 21 in right field, 16 in left field, 4 at shortstop and 2 in center field.
- + Frazier ranked 8th among all second basemen in **2022** with 6 Outs Above Average (*Baseball Savant*).
- + In **2022**, he ranked in the top 5% in strikeout rate (12.1%) and whiff rate (14.4%) according to *Statcast*.

CAREER HIGHS

HITS	RUNS
5, 7/1/19 vs. CHC	4, 5/4/23 at KC
DOUBLES	RBI
4, 7/1/19 vs. CHC	4 (4x), last 7/14/23 vs. MIA
TRIPLES	STOLEN BASES
1 (27x), last 9/10/23 at BOS	2 (3x), last 10/1/22 vs. OAK
HOME RUNS	WALKS
2, 7/14/23 vs. MIA	4, 5/24/17 at ATL

STREAKS

HITTING	ON BASE
13 5/27/21 - 6/10/21	18 5/6/23 - 5/25/23

MOST GAMES AT 2B SINCE 2019

PLAYER	G
1. Adam Frazier	577
2. Ozzie Albies	555
3. Jose Altuve	535

BEST FIELDING PCT. AT 2B SINCE 2019

PLAYER	FIELDING PCT.
T1. Adam Frazier	.989
T1. Ozzie Albies	.989
T1. Marcus Semien	.989

ADDITIONAL CAREER HIGHLIGHTS (CONT.)

- + Was a NL All-Star for Pittsburgh in **2021**.
- + He was traded from Pittsburgh to San Diego on July 26, **2021** and played in 57 games with the Padres after playing in 98 games with the Pirates.
- + Was named Pittsburgh's Heart and Hustle Award winner in **2021**, his second such honor following **2017**.
- + In **2020**, he was named a finalist for the *Rawlings* Gold Glove Award for the second straight season... he was charged with 1 error in 154 total chances at second base, and his .994 fielding percentage matched **Ketel Marte** for 1st among National League second basemen.
- + Made all 142 appearances (133 starts) at second base in **2019** and was named a finalist for the *Rawlings* Gold Glove Award for the first time.
- + Named National League Player of the Week for the period of July 1-7, **2019**, after going 18-for-30 (.600) with 7 doubles, 1 HR and 7 RBI in 7 games.
- + On July 1, **2019** vs. the Cubs, he recorded a career-best 5 hits and tied a Major League record with 4 doubles.

ADAM FRAZIER (CONT.)

ADDITIONAL CAREER HIGHLIGHTS (CONT.)

+ Over a 2-game stretch from July 1-2, **2019**, Frazier combined to go 9-for-10 with 5 doubles and 1 HR, making him the second player in the Modern Era (since 1900) with at least 9 hits, 5 doubles and 1 HR over a 2-game span.

+ Recorded a career-best .798 OPS in 113 games with Pittsburgh in **2018**, a season in which he was optioned twice...he was recalled for the final time on July 25 and hit .306 (55-for-180) with 7 HR and 27 RBI in his last 55 games of the season with the Pirates.

+ Made his first Opening Day roster in **2017** with Pittsburgh and was named the team's Heart and Hustle Award winner.

+ Made his Major League debut on June 24, **2016** vs. the Dodgers and singled off **J.P. Howell** in his 1st at-bat...at the time of his selection, he was leading the International League in batting average (.333) and hits (87).

MINOR LEAGUE HIGHLIGHTS

+ Spent the **2015** season at Double-A Altoona, where he led qualified Eastern League hitters with a .324 batting average before the title was later awarded to Bowie's **Trey Mancini** based on Rule 9.22(a), which governs individual qualifications for league leadership in batting average, slugging percentage and on-base percentage; ended up ranked 2nd in the league in hitting and 3rd in OBP (.384).

+ Named an Eastern League midseason All-Star in **2015** and was named Double-A Altoona's Unsung Hero.

+ Played for the Glendale Desert Dogs in the **2015** Arizona Fall League.

+ Named a New York-Penn League midseason All-Star with Class-A Jamestown in **2013**.

POSTSEASON HIGHLIGHTS

+ Appeared in 2 of Baltimore's 3 games in the **2023** American League Division Series vs. the eventual World Series champion Texas Rangers.

CAREER TRANSACTIONS

2013: Selected by Pittsburgh in the 6th round of the First-Year Player Draft (Darren Mazerowski)...**2017**: Placed on 10-day IL, left hamstring strain, April 24-May 12...placed on 10-day IL, right hamstring strain, Aug. 28-Sept. 8...**2021**: Acquired by San Diego with cash considerations from Pittsburgh for RHP **Michell Milano**, OF **Jack Suwinski** and IF/OF **Tucupita Marceno**, July 26...acquired by Seattle from San Diego for LHP **Ray Kerr** and OF **Corey Rosier**, Nov. 27...**2022**: Signed one-year Major League contract with Baltimore, Nov. 15...**2024**: Signed one-year Major League contract with Kansas City, Jan. 30.

ROYALS TO HIT FOR THE CYCLE

Player	Date	Opponent	Result	Order
Fred Patek	July 9, 1971	at Minnesota	W 6-3	2B, 1B, 3B, HR
John Mayberry	Aug. 5, 1977	vs. White Sox	W 12-2	1B, HR, 3B, 2B
George Brett	May 28, 1979	vs. Baltimore	W 5-4 (16 inn.)	3B, HR, 1B, 2B
Frank White	Sept. 26, 1979	at California	W 4-0	1B, HR, 2B, 3B
Frank White	Aug. 3, 1982	vs. Detroit	W 6-5	HR, 2B, 1B, 3B
George Brett	July 25, 1990	at Toronto	W 6-1	1B, 3B, 2B, HR

POSTSEASON HIGHLIGHTS (CONT.)

+ Started all 5 of Seattle's games during the **2022** postseason, including a 3-hit effort in Game 2 of the Wild Card Series...his RBI double in the 9th inning was the go-ahead RBI in the Mariners series-clinching win.

MISCELLANEOUS HIGHLIGHTS

+ Adam lives in Nashville, Tenn.

+ Led the NCAA in **2013** with 107 hits at Mississippi State, where he was teammates with current Royals **Hunter Renfroe** and **Chris Stratton**.

+ In 71 games as a junior in **2013**, he hit .352 (107-for-304) with 20 doubles, 38 RBI and 62 runs.

+ Graduated in **2010** from Oconee County High School (Ga.), where he was a four-year starter and honorable mention Louisville Slugger All-American...was First Team All-State after leading his team to a 29-5 finish with a .524 batting average as a senior.

+ Set a Georgia state record with 53 doubles during his high school career and was a three-time letter winner in basketball...his high school uniform No. 11 was retired on Oct. 26, 2018.

CAREER WALK OFFS (4)

DATE/OPPONENT	PLAY/PITCHER (INN.)
+ 7/16/17 vs. STL	1B off Cecil (9th)
+ 9/20/17 vs. MIL	2-run off Knebel (9th)
+ 8/19/18 vs. CHC	solo HR off Kintzler (11th)
+ 4/21/23 vs. DET	FC off Foley (9th)

CAREER HR HIGHLIGHTS

MULTI-HR GAMES (1)	PITCHER(S)
+ 7/14/23 vs. MIA (2)	Sandy Alcantara & Bryan Hoeing
WALK OFF HR (1)	PITCHER (INN.)
+ 9/20/17 vs. MIL	Corey Knebel (9th)
INSIDE-THE-PARK HR (1)	PITCHER (INN.)
+ 9/17/23 at STL	John Brebbia (7th)

ADAM FRAZIER (CONT.)

CAREER BATTING																			
YEAR	TEAM	G	AB	R	H	2B	3B	HR	RBI	SF	HB	BB	SO	SB	CS	AVG	OBP	SLG	OPS
2013	Jamestown (A)	58	224	34	72	7	1	0	27	3	6	25	31	5	8	.321	.399	.362	.761
2014	Bradenton (AA)	121	492	62	124	21	2	1	42	2	3	37	61	14	8	.252	.307	.309	.616
2015	Altoona (AA)	103	377	59	122	21	4	2	30	0	3	34	42	11	7	.324	.384	.416	.800
2016	Indianapolis (AAA)	68	261	34	87	16	4	0	22	2	2	29	27	17	15	.333	.401	.425	.826
	PITTSBURGH	66	146	21	44	8	1	2	11	1	1	12	26	4	1	.301	.356	.411	.767
2017	Indianapolis (AAA)*	3	10	2	4	1	0	0	1	0	0	3	1	1	0	.400	.538	.500	1.038
	PITTSBURGH	121	406	55	112	20	6	6	53	3	8	36	57	9	5	.276	.344	.399	.743
2018	Indianapolis (AAA)	32	121	10	27	5	2	0	18	2	1	11	20	1	3	.223	.289	.298	.587
	PITTSBURGH	113	318	52	88	23	2	10	35	1	3	29	53	1	3	.277	.342	.456	.798
2019	PITTSBURGH	152	554	80	154	33	7	10	50	1	9	40	75	5	5	.278	.336	.417	.753
2020	PITTSBURGH	58	209	22	48	7	0	7	23	0	3	17	35	1	3	.230	.297	.364	.661
2021	PITTSBURGH	98	386	58	125	28	4	4	32	1	6	35	46	5	4	.324	.388	.448	.836
	SAN DIEGO	57	191	25	51	8	1	1	11	0	4	13	23	5	1	.267	.327	.335	.662
2022	SEATTLE	155	577	83	176	36	5	5	43	1	10	48	69	10	5	.305	.368	.411	.779
2023	BALTIMORE	156	541	61	129	22	4	3	42	6	5	46	73	11	6	.238	.301	.311	.612
MINOR LEAGUE TOTALS		385	1485	201	436	71	13	3	140	9	15	139	182	49	41	.294	.358	.365	.723
MAJOR LEAGUE TOTALS		962	3163	433	850	170	27	56	317	15	43	260	456	52	32	.269	.331	.393	.724

*Minor league injury rehab

CAREER FIELDING											
YEAR	POSITION	PCT	G	GS	INN	TC	PO	A	E	DP	
2016	SECOND BASE	.938	17	13	100.0	48	15	30	3	7	
	THIRD BASE	.900	5	2	18.0	10	1	8	1	2	
	LEFT FIELD	.944	20	10	107.1	18	17	0	1	0	
	CENTER FIELD	1.000	1	0	3.0	1	1	0	0	0	
	RIGHT FIELD	.923	16	2	64.2	13	11	1	1	0	
2017	SECOND BASE	.951	42	35	305.2	162	69	85	8	21	
	THIRD BASE	1.000	1	1	8.0	4	0	4	0	0	
	SHORTSTOP	.800	1	1	7.0	5	2	2	1	0	
	LEFT FIELD	.990	52	44	400.1	96	92	3	1	0	
	CENTER FIELD	1.000	4	1	16.0	3	3	0	0	0	
RIGHT FIELD	1.000	15	10	95.0	19	19	0	0	0		
2018	SECOND BASE	.975	55	47	392.1	198	72	121	5	30	
	LEFT FIELD	1.000	14	7	77.1	21	20	1	0	0	
	CENTER FIELD	.833	9	4	44.2	12	10	0	2	0	
	RIGHT FIELD	1.000	13	8	70.1	16	15	1	0	0	
2019	SECOND BASE	.989	142	133	1180.2	555	222	327	6	78	
	LEFT FIELD	1.000	14	13	108.2	28	26	2	0	0	
2020	SECOND BASE	.994	41	40	343.0	154	63	90	1	24	
	LEFT FIELD	1.000	14	13	108.2	28	26	2	0	0	
2021	SECOND BASE	.991	140	134	1159.2	529	212	312	5	77	
	LEFT FIELD	1.000	12	5	55.0	10	10	0	0	0	
2022	SECOND BASE	.986	124	113	991.2	435	191	238	6	61	
	SHORTSTOP	.909	4	2	19.0	11	4	6	1	0	
	LEFT FIELD	1.000	16	9	99.0	22	21	1	0	0	
	CENTER FIELD	1.000	2	1	5.0	2	2	0	0	0	
	RIGHT FIELD	1.000	21	8	91.1	32	31	1	0	0	
2023	SECOND BASE	.987	130	106	948.2	392	143	244	5	56	
	LEFT FIELD	1.000	3	3	23.0	3	2	1	0	0	
	RIGHT FIELD	1.000	7	4	41.0	10	10	0	0	0	
CAREER TOTALS (2B)		.984	691	621	5421.2	2473	987	1447	39	354	
CAREER TOTALS (3B)		.929	6	3	26.0	14	1	12	1	2	
CAREER TOTALS (SS)		.875	5	3	26.0	16	6	8	2	0	
CAREER TOTALS (LF)		.990	131	91	870.2	198	188	8	2	0	
CAREER TOTALS (CF)		.889	16	6	68.2	18	16	0	2	0	
CAREER TOTALS (RF)		.989	72	32	362.1	90	86	3	1	0	

MAIKEL GARCIA



MAIKEL GARCIA (my-KELL)

#11 | IF

B/T	HT/WT	BORN (OPENING DAY AGE)	SERVICE TIME
R/R	6-0/190	March 3, 2000 (24) in La Sabana, Venezuela	168 days
ACQUIRED	SIGNING SCOUT		OPTION YEARS USED
Signed as IFA, 7/27/16	Richard Castro (Royals)		2/3

ROYAL RUNDOWN

- + 2023 Special Achievement Award winner
- + 2022 MiLB.com Organization All-Star (SS)
- + Set Royals rookie record with 18-G hit streak
- + 2021 Columbia Player of the Year
- + T-3rd in AL in 2023 with 18 Outs Above Avg.
- + 2019 Appalachian League postseason All-Star

YEAR	TEAM	G	AB	R	H	2B	3B	HR	RBI	BB	SO	SB	CS	AVG	OBP	SLG
2023	KC	123	464	59	126	20	4	4	50	38	115	23	7	.272	.323	.358
CAREER (2 YRS)		132	486	60	133	21	4	4	52	39	120	23	7	.274	.324	.358

CAREER HIGHLIGHTS

+ **Maikel Garcia** (my-KELL) began the **2023** season at Triple-A Omaha, but was recalled on **May 2** and remained with the Royals the rest of the season... played in 123 of Kansas City's last 133 games.

+ Named the 2023 **Joe Burke** Special Achievement Award winner by the Kansas City Chapter of the BBWAA, an honor given to an unsung player who contributed beyond what was expected.

+ Garcia recorded an 18-game hit streak from July 26-Aug. 16, **2023**, the longest hit streak by a Royal last season and the longest hit streak by a rookie in franchise history, 2 games better than **David DeJesus** (twice in 2004) and **Mike Moustakas** (2011).

+ He made his Major League debut on July 15, **2022**, and hit .318 (7-for-22) over 9 games with the Royals.

+ He recorded his 1st career hit in the 3rd inning off **Gerrit Cole** on July 29, **2022** at Yankee Stadium...his 2nd and 3rd hits came in the 5th and 9th innings, respectively, making him the fourth visiting player to record a 3-hit game within his first 3 career games at the new Yankee Stadium.

+ Named an MiLB.com Organization All-Star in **2022**, when he hit .285 with 34 doubles and 39 stolen bases in 118 games between Double-A Northwest Arkansas and Triple-A Omaha.

2023 HIGHLIGHTS

+ Garcia played in 123 of Kansas City's final 133 games following his May 2 recall in **2023** and made 114 starts, including at second base (3), shortstop (11) and third base (100).

+ He ranked among qualified American League rookies in nearly every offensive category, including batting average (3rd, .272), triples (tied for 3rd, 4), hits (4th, 126), stolen bases (4th, 23), walks (6th, 38), total bases (7th, 166), RBI (8th, 50), on-base percentage (9th, .323) and doubles (tied for 10th, 20).

+ Hit .338 (25-for-74) during his 18-game hit streak from July 26-Aug. 16, which established a new franchise rookie record.

+ Recorded 10 sacrifice flies, matching **Carlos Beltrán** (1999) for the Royals rookie record, while falling 1 shy of **Eugenio Suárez** (11) for the American League lead and 2 shy of **Cody Bellinger** and **Will Smith** (12 each) for the Major League lead.

+ Despite playing in only 123 of the Royals 162 games, he ranked 2nd among all third basemen with 13 Outs Above Average (according to *Baseball Savant*), behind only **Ke'Bryan Hayes** (17).

CAREER HIGHS

HITS	RUNS
4, 7/2/23 vs. LAD	2 (11x), last 9/29/23 vs. NYY
DOUBLES	RBI
1 (21x), last 9/15/23 vs. HOU	4, 7/18/23 vs. DET
TRIPLES	STOLEN BASES
1 (4x), last 9/5/23 vs. CWS	3, 6/22/23 at TB
HOME RUNS	WALKS
1 (4x), last 7/24/23 at CLE	2 (5x), last 9/16/23 vs. HOU

STREAKS

HITTING	ON BASE
18 7/26/23 - 8/16/23	19 7/26/23 - 8/17/23

LONGEST HIT STREAKS BY A ROYALS ROOKIE

PLAYER (YEAR)	GAMES
1. Maikel Garcia (2023)	18
T2. David DeJesus (2004)	16 (2x)
T2. Mike Moustakas (2011)	16

AL OUTS ABOVE AVERAGE LEADERS IN 2023

PLAYER (TEAM)	OOA
1. Andrés Giménez (CLE)	18
2. Marcus Semien (TEX)	15
T3. Maikel Garcia (KC)	14
T3. Bobby Witt Jr. (KC)	14

MOST SAC. FLIES BY A ROYALS ROOKIE

PLAYER (YEAR)	SAC. FLIES
T1. Maikel Garcia (2023)	10
T1. Carlos Beltrán (1999)	10
3. Lou Piniella (1969)	9

2023 HIGHLIGHTS (CONT.)

+ Including his time at second base, third base and shortstop, Garcia recorded 14 Outs Above Average, which tied teammate **Bobby Witt Jr.** for 3rd most among American League players, trailing **Marcus Semien** (15) and **Andrés Giménez** (18).

+ Batted .321 (35-for-109) with runners in scoring position, which ranked 4th among qualified rookies, behind **Nolan Jones** (.434), **Esteury Ruiz** (.365) and **Patrick Bailey** (.330)...his .321 average with RISP was the 2nd highest by a Royals rookie in club history, behind **Bobby Witt Jr.** (.323) in 2022.

MAIKEL GARCIA (CONT.)

CAREER TRANSACTIONS

2016: Signed by Kansas City as an international free agent, July 27 (Richard Castro).

MINOR LEAGUE HIGHLIGHTS

+ Among Royals farmhands in **2022**, Garcia ranked 1st in hits (139), doubles (34) and runs (104, tied), 2nd in extra-base hits (46) and 3rd in total bases (tied, 208).

+ Named Low-A Columbia Player of the Year in **2021**, a year in which he hit .291 in 104 games across two levels and tied for the organization lead with 7 triples.

+ His .291 batting average in **2021** ranked 2nd among Royals farmhands and he tied for 4th with 35 steals.

+ Named an Appalachian League postseason All-Star in **2019**, when he hit .286 (63-for-220) with 41 runs and 34 RBI in 55 games with Burlington.

+ He earned Appalachian League Player of the Week honors for the period of Aug. 4-10, **2019**, during which he hit .462 (12-for-26 with 4 XBH and 7 RBI in 6 games).

MISCELLANEOUS NOTES

+ Maikel resides in La Sabana, Venezuela.

+ According to a [story](#) by *MLB.com's Michael Charles*, Maikel is the cousin of former Royal **Aldices Escobar**... Garcia is the eighth member of his family to play in the Majors, following his uncles, **Kelvim Escobar** and **Jose Escobar**, his cousins, **Edwin Escobar** and **Angel Escobar**, **Vicente Campos** & **Ronald Acuña Jr.**...Garcia and Acuña Jr. work out together during the offseason.

+ Garcia played in 58 games with La Guaira of the **2022-23** Venezuelan Winter League and slashed .323/.444/.498 (65-for-201) while leading the league with 46 walks...he also tied for the league lead with 5 triples, ranked 2nd in runs (48) and steals (10), tied for 4th in extra-base hits (22) and 5th in total bases (100).

+ In 48 games with Tiburones de La Guaira of the **2023-24** Venezuela Winter League, he slashed .382/.489/.511 (68-for-178) with 40 runs, 37 RBI and more than three times as many walks (39) as strikeouts (11).

CAREER BATTING

YEAR	TEAM	G	AB	R	H	2B	3B	HR	RBI	SF	HB	BB	SO	SB	CS	AVG	OBP	SLG	OPS
2017	DSL Royals	48	157	14	35	1	1	0	7	1	0	12	13	9	3	.223	.276	.242	.518
2018	DSL Royals	12	36	8	7	3	0	0	2	0	1	8	7	7	0	.194	.356	.278	.634
	AZL Royals (R)	40	149	15	34	2	1	0	9	0	0	15	38	13	6	.228	.299	.255	.554
2019	Idaho Falls (R)	2	9	1	2	0	0	0	1	0	0	0	0	0	1	.222	.222	.222	.444
	Burlington (R)	55	220	41	63	8	4	1	34	4	0	25	40	19	8	.286	.353	.373	.726
2020	Did not play (no minor league season)																		
2021	Columbia (A)	51	195	40	59	13	3	1	26	4	0	38	33	24	3	.303	.409	.415	.824
	Quad Cities (A+)	53	217	38	61	8	4	3	24	1	0	24	40	11	3	.281	.351	.396	.747
2022	NW Arkansas (AA)	78	323	63	94	24	1	4	33	2	0	41	60	27	3	.291	.369	.409	.778
	Omaha (AAA)	40	164	41	45	10	0	7	28	3	1	17	42	12	5	.274	.341	.463	.804
	KANSAS CITY	9	22	1	7	1	0	0	2	0	0	1	5	0	0	.318	.348	.364	.712
2023	Omaha (AAA)	24	95	11	23	7	0	1	17	1	0	16	22	4	3	.242	.348	.347	.695
	KANSAS CITY	123	464	59	126	20	4	4	50	10	2	38	115	23	7	.272	.323	.358	.681
MINOR LEAGUE TOTALS		403	1565	272	423	76	14	17	181	16	2	196	295	126	35	.270	.349	.369	.718
MAJOR LEAGUE TOTALS		132	486	60	133	21	4	4	52	10	2	39	120	23	7	.274	.324	.358	.682

CAREER FIELDING

YEAR	POSITION	PCT	G	GS	INN	TC	PO	A	E	DP
2022	SHORTSTOP	.917	8	6	53.1	24	11	11	2	1
2023	SECOND BASE	1.000	4	3	29.0	12	6	6	0	2
	THIRD BASE	.972	104	100	859.2	252	66	179	7	21
	SHORTSTOP	.974	14	11	93.0	38	11	26	1	4
	CAREER TOTALS (2B)	1.000	4	3	29.0	12	6	6	0	2
CAREER TOTALS (3B)		.972	104	100	859.2	252	66	179	7	21
CAREER TOTALS (SS)		.974	14	11	93.0	38	11	26	1	4

LONGEST ROYALS HITTING STREAKS

Streak	Player	Dates	Streak	Player	Dates
31	Whit Merrifield	Sept. 10, 2018-April 10, 2019	18 (cont.)	Gregg Jefferies	May 13-June 1, 1992
30	George Brett	July 18-Aug. 18, 1980		Joe Randa	July 1-21, 1999
27	José Offerman	July 11-Aug. 7, 1998 (G2)		Alberto Callaspo	Sept. 7-27, 2008
25 (2x)	George Brett	Sept. 27, 1982-May 8, 1983		Eric Hosmer	April 10-29, 2016
	Mike Sweeney	July 18-Aug. 13, 1999		Maikel Garcia	July 26-Aug. 16, 2023
22	Brian McRae	July 20-Aug. 13, 1991	17 (10x)	Hal McRae	July 10-29, 1974
21 (2x)	Rey Sánchez	May 11-June 3, 2001		Willie Wilson	April 19-May 26, 1982
	José Guillén	June 4-27, 2010		Willie Wilson	June 27-July 16, 1983
	Amos Otis	July 30-Aug. 17, 1974		Kevin Seitzer	April 27-May 16, 1990
19 (4x)	David DeJesus	Sept. 19, 2004-April 8, 2005		Kevin McReynolds	May 24-June 12, 1992
	Alex Gordon	April 3-26, 2011		Vince Coleman	May 21-June 13, 1995
	Whit Merrifield	May 13-June 4, 2017		David DeJesus	Aug. 29-Sept. 18, 2009
18 (8x)	Lou Piniella	July 11-29, 1970		Jeff Francoeur	April 9-28, 2011
	Ed Kirkpatrick	April 4-May 12, 1973		Salvador Perez	Aug. 22-Sept. 13, 2012
	Willie Wilson	July 13-27, 1984		Aldices Escobar	Sept. 20, 2014-April 15, 2015

MAIKEL GARCIA (CONT.)

JOE BURKE SPECIAL ACHIEVEMENT AWARD

The **Joe Burke** Special Achievement Award, voted on by the Kansas City Chapter of the BBWAA, is given to an unsung player who contributed beyond what was expected or someone voters felt deserved recognition for an outstanding season.

The 2023 winner was **Maikel Garcia**, who began the season in Triple-A Omaha but was recalled on May 2 and remained with the Royals the rest of the season and played in 123 of Kansas City's last 133 games.

Garcia established a new Royals rookie record with his 18-game hit streak from July 26-Aug. 16. He was also one of the league's premier defensive players, as his 14 Outs Above Average tied for 3rd among all American League players.



ROYALS JOE BURKE SPECIAL ACHIEVEMENT AWARD WINNERS

Under Joe Burke's guidance, baseball achieved its greatest success in Kansas City. He joined the club in 1973 and served as the GM from 1974-81. He was President of the Club from that time until cancer took his life in 1992. Later that year, he became the first non-player inducted into the Royals Hall of Fame.

YEAR	PLAYER	YEAR	PLAYER	YEAR	PLAYER
1971*	B. Lemon, B. Robinson, C. Rojas	1989	Jeff Montgomery	2007	Brian Bannister
1972*	George Toma	1990	Kevin Appier	2008	Zack Greinke
1973	Steve Busby	1991	Bill Pecota, Steve Palermo	2009	Alberto Callaspo
1974	Hank Bauer	1992	Rusty Meacham	2010	Bruce Chen
1975	-	1993	Mike Macfarlane	2011	Eric Hosmer
1976	-	1994	-	2012	Alcides Escobar
1977	-	1995	Keith Lockhart	2013	James Shields
1978	John Kauffman	1996	Jose Offerman	2014	Yordano Ventura
1979	-	1997	Jeff Montgomery	2015	Escobar, Moustakas, Zobrist
1980	Willie Wilson	1998	Scott Service	2016	Jarrod Dyson
1981	Frank White, Bill Gorman	1999	Mike Sweeney	2017	Mike Moustakas
1982	J. Wathan, F. White, W. Wilson	2000	Jermaine Dye	2018	Adalberto Mondesi
1983	Lee MacPhail	2001	-	2019	Whit Merrifield
1984	Greg Pryor	2002	Raúl Ibañez	2020	Alex Gordon
1985	Charlie Leibrandt	2003	Ángel Berroa	2021	Nicky Lopez
1986	-	2004	-	2022	Salvador Perez
1987	Kevin Seitzer	2005	-	2023	Maikel Garcia
1988	Frank White	2006	Mark Grudzielanek		



TYLER GENTRY



TYLER GENTRY #27 | OF

B/T	HT/WT	BORN (OPENING DAY AGE)	SERVICE TIME
R/R	6-2/215	Feb. 1, 1999 (25) in Memphis, Tenn.	0 days
ACQUIRED	SIGNING SCOUT	OPTION YEARS USED	
3rd round, 2020 Draft	Travis Ezi (Royals)	0/3	

ROYAL RUNDOWN

- + Added to 40-man roster on 11/14/23
- + 2022 *Baseball America* Second Team All-Star
- + 2022-23 MiLB.com Organization All-Star
- + 2022 Northwest Arkansas Player of the Year
- + 2022 *Baseball America* Double-A All-Star
- + 2022 Arizona Fall League participant

CAREER HIGHLIGHTS

- + **Tyler Gentry** was added to Kansas City's 40-man roster on Nov. 14, **2023**...this spring marks his second with the Major League team, following 2023 when he was a minor league invitee.
- + He's been named an MiLB.com Organization All-Star in **2022** and **2023**.
- + After being promoted from High-A Quad Cities on June 14, **2022**, he was named Northwest Arkansas Player of the Year after batting .321 (88-for-274) with a .972 OPS in 73 games with the Naturals.
- + Earned **2022** postseason honors as a *Baseball America* Second Team All-Star and a Double-A All-Star.
- + His .326 batting average and 86 RBI combined between Quad Cities and Northwest Arkansas in **2022** ranked 1st in the Royals organization.
- + Played for Surprise in the **2022** Arizona Fall League, and hit 2 home runs and 1 double in 10 games.
- + Appeared in just 44 games during his **2021** pro debut with High-A Quad Cities, batting .259 (38-for-147) with 6 home runs and 28 RBI before his season was cut short due to a right lower leg injury.

2023 HIGHLIGHTS

- + Ranked 3rd among Royals farmhands in **2023** with 71 RBI and ranked 4th with 16 HR.
- + Gentry spent the entire season with Triple-A Omaha and led the Storm Chasers in home runs (16), RBI (71), hits (120), doubles (28), extra-base hits (46), total bases (200), runs scored (69) and walks (81).
- + In 24 games through April, he hit .198 (18-for-91) with 3 HR and 14 RBI, but from May 1 through season's end, he hit .266 (102-for-384) with 13 HR and 57 RBI.

MISCELLANEOUS NOTES

- + Tyler resides in Arlington, Tenn., where he was named a *Rawlings-Perfect Game* Honorable Mention All-American after his senior season in **2017** at Arlington High School.
- + Attended the University of Alabama from **2019-20**, where he hit .429 (24-for-56) in 17 games during the shortened season, and ended his two-year career in Tuscaloosa with 17 home runs in just 266 at-bats.
- + Led the Crimson Tide in **2019** in batting average (.310), hits (65), home runs (13), RBI (42), slugging percentage (.552) and total bases (116) as a sophomore.
- + Attended Walters State Community College in **2018**, where he led the Senators to the finals of the Junior College Baseball World Series.

CAREER BATTING

YEAR	TEAM	G	AB	R	H	2B	3B	HR	RBI	SF	HB	BB	SO	SB	CS	AVG	OBP	SLG	OPS
2020		Did not play (no minor league season)																	
2021	Quad Cities (A+)	44	147	29	38	10	0	6	28	3	6	29	55	4	0	.259	.395	.449	.844
2022	Quad Cities (A+)	35	128	22	43	6	1	5	23	1	3	20	39	2	2	.336	.434	.516	.950
	NW Arkansas (AA)	73	274	57	88	16	0	16	63	7	10	40	66	8	4	.321	.417	.555	.972
2023	Omaha (AAA)	129	475	69	120	28	2	16	71	5	10	81	127	14	3	.253	.370	.421	.791
MINOR LEAGUE TOTALS		281	1024	177	289	60	3	43	185	16	29	170	287	28	9	.282	.394	.473	.867

CAREER TRANSACTIONS

2020: Selected by Royals in 3rd round of Draft (Travis Ezi).

GARRETT HAMPSON



GARRETT HAMPSON

#2 | IF

B/T	HT/WT	BORN (OPENING DAY AGE)	SERVICE TIME
R/R	5-11/185	Oct. 10, 1994 (29) in Reno, Nev.	5 years, 10 days
ACQUIRED	SIGNING SCOUT		CONTRACT STATUS
Signed as FA, 11/29/23	Matt Hattabaugh (Rockies)		Signed through 2024

ROYAL RUNDOWN

- + 6-year MLB veteran with COL & MIA
- + 98th percentile in Sprint Speed in 2023
- + Played 5 seasons with COL from 2018-22
- + Tied for 1st in MLB in 2021 w/ 7 bunt hits
- + Hit career-best .276 in 98 G with MIA in 2023
- + Has played 6 different positions in career

YEAR	TEAM	G	AB	R	H	2B	3B	HR	RBI	BB	SO	SB	CS	AVG	OBP	SLG
2023	MIA	98	221	30	61	12	1	3	23	23	67	5	0	.276	.349	.380
CAREER (6 YRS)		517	1,379	196	333	56	18	29	113	121	408	57	13	.241	.305	.371

CAREER HIGHLIGHTS

- + **Garrett Hampson** is a six-year Major League veteran with two teams, including five seasons with Colorado from **2018-22** and a one-year stint in **2023** with Miami.
- + He has played six different defensive positions in his career, including games in center field (205), second base (153), shortstop (96), right field (21), left field (19) and third base (14).
- + In each of his six Major League seasons, Hampson has ranked in the 96th percentile or higher in Sprint Speed, according to *Statcast*, including **2023** when he ranked in the 98th percentile at 29.8 ft./second.
- + His 25 bunt hits over the last five seasons (since **2019**) rank 3rd in the Majors behind **Victor Robles** (28) and **Daulton Varsho** (27).

2023 HIGHLIGHTS

- + Was a non-roster invitee in **2023**, his first season in Miami and had four stints with the Marlins en route to a career-best .276 average (61-for-221) in 98 games.
- + Recorded a .729 OPS in the big leagues, his highest mark in any season with at least 50 at-bats.
- + Hit .248 (32-for-129) with a .667 OPS in 58 games with Miami before the All-Star break, but hit .315 (29-for-92) with an .816 OPS in 40 games after the break.
- + In 21 games with Triple-A Jacksonville, he hit .348 (32-for-92) with an .847 OPS.

ADDITIONAL CAREER HIGHLIGHTS

- + In **2022** with Colorado, he hit a career-low .211 (42-for-199) and spent time on the Injured List for the first time in his career...missed two weeks from April 17-May 3 with a right hand contusion, and spent a few days on the IL from June 16-19.
- + Set career highs in **2021** in games (147), hits (106), doubles (21), triples (6), home runs (11) and stolen bases (17)...he ranked 5th in the National League in triples and tied for 10th in stolen bases.
- + In **2021**, he tied for 1st in MLB with 7 bunt hits and set a Rockies single-season record with 21 infield hits.
- + He led the National League and ranked 2nd in the Majors in **2020** with 7 bunt singles.
- + In the 8th inning on Aug. 11, **2020** vs. Arizona, he became the first player in Rockies history to double and triple in the same inning.
- + Made Colorado's Opening Day roster in **2019** for the first time in his career, and played in 105 games across three big league stints.

CAREER WALK OFFS (1)

DATE/OPPONENT	PLAY/PITCHER (INN.)
+ 8/18/19 vs. MIA	1B off Brigham (10th)

CAREER HIGHS

HITS	RUNS
4 (3x), last 6/30/21 vs. PIT	3 (5x), last 8/25/21 at CHC
DOUBLES	RBI
2 (2x), last 4/30/23 vs. CHC	5, 9/12/21 at PHI
TRIPLES	STOLEN BASES
1 (18x), last 7/26/23 at TB	3, 4/7/21 vs. AZ
HOME RUNS	WALKS
2 (3x), last 9/12/21 at PHI	3, 9/27/23 at NYM

STREAKS

HITTING	ON BASE
9 9/18/19 - 9/28/19	12 8/6/20 - 8/18/20

MLB BUNT HIT LEADERS SINCE 2019

PLAYER (TEAM)	BUNT HITS
1. Victor Robles (WAS)	28
2. Daulton Varsho (AZ/TOR)	27
3. Garrett Hampson (COL/MIA)	25

HAMPSON'S SPRINT SPEED BY SEASON

YEAR	FT/SEC.	MLB RANK
2018	30.2	4th
2019	30.1	6th
2020	29.6	7th
2021	29.9	11th
2022	29.5	23rd
2023	29.8	14th

HAMPSON IN 2023, BEFORE ASB vs. AFTER ASB

	H	AB	AVG	OBP	SLG	OPS
Pre ASB	32	129	.248	.326	.341	.667
Post ASB	29	92	.315	.381	.435	.816

ADDITIONAL CAREER HIGHLIGHTS (CONT.)

- + Made his Major League debut on July 21, **2018** at Arizona and recorded his 1st hit, an RBI double, in the 5th inning off **Zack Godley**.

MINOR LEAGUE HIGHLIGHTS

- + Spent the **2017** season at High-A Lancaster, where he was a California League midseason and postseason All-Star...led the league in runs (113) and triples (12), tied for 1st in multi-hit games (55), ranked 2nd with a .326 average and 51 steals, and 3rd with a .387 on-base percentage.
- + In his **2016** professional debut, he was a Northwest League midseason and postseason All-Star and led the league in walks (48), triples (8) and steals (36).

GARRETT HAMPSON (CONT.)

POSTSEASON HIGHLIGHTS

- + Made Miami's postseason roster in **2023** and grounded out in his only at-bat as a pinch hitter in the 8th inning of Game 1 of the Wild Card Series at Philadelphia.
- + Made Colorado's postseason roster during his **2018** debut season and appeared as a pinch runner in Game 1 of the National League Division Series vs. Milwaukee, and grounded out as a pinch hitter in Game 3.

MISCELLANEOUS HIGHLIGHTS

- + Garrett and his wife, Gigi, live in Phoenix, Ariz.

MISCELLANEOUS HIGHLIGHTS

- + Selected by Washington in the 26th round of the **2013** Draft out of Reno High School (Nev.), but did not sign...attended Long Beach State and was selected by Colorado in the 3rd round of the **2016** Draft.
- + Played for the USA Collegiate National team in **2015**.

CAREER HR HIGHLIGHTS

MULTI-HR GAMES (3)	PITCHER(S)
+ 9/24/19 at SF (2)	Madison Bumgarner & Jandel Gustave
+ 9/1/20 vs. SF (2)	Kevin Gausman
+ 9/12/21 at PHI (2)	Aaron Nola & Hector Neris

CAREER BATTING

YEAR	TEAM	G	AB	R	H	2B	3B	HR	RBI	SF	HB	BB	SO	SB	CS	AVG	OBP	SLG	OPS
2016	Boise (A)	68	256	43	77	14	8	2	44	7	1	48	56	36	4	.301	.404	.441	.845
2017	Lancaster (A)	127	533	113	174	24	12	8	70	8	2	56	77	51	14	.326	.387	.462	.849
2018	Hartford (AA)	72	296	53	93	17	4	6	25	2	1	30	58	17	4	.314	.377	.459	.836
	Albuquerque (AAA)	24	40	3	11	3	1	0	4	0	1	7	12	2	0	.275	.396	.400	.796
2019	Albuquerque (AAA)	26	109	15	29	9	1	2	9	0	2	5	25	7	2	.266	.310	.422	.732
	COLORADO	105	299	40	74	9	4	8	27	2	0	24	88	15	3	.247	.302	.385	.687
2020	COLORADO	53	167	25	39	4	3	5	11	1	0	13	60	6	1	.234	.287	.383	.670
2021	COLORADO	147	453	69	106	21	6	11	33	2	3	33	118	17	7	.234	.289	.380	.669
2022	Albuquerque (AAA)*	2	10	1	4	1	0	0	5	0	1	2	1	0	0	.400	.455	.500	.955
	COLORADO	90	199	29	42	7	3	2	15	2	1	21	63	12	2	.211	.287	.307	.594
2023	Jacksonville (AAA)	21	92	17	32	6	1	0	5	0	1	9	15	6	0	.348	.412	.435	.847
	MIAMI	98	221	30	61	12	1	3	23	2	3	23	67	5	0	.276	.349	.380	.729
MINOR LEAGUE TOTALS		354	1444	270	454	79	28	22	173	17	7	170	250	137	25	.314	.385	.454	.839
MAJOR LEAGUE TOTALS		517	1379	196	333	56	18	29	113	9	8	121	408	57	13	.241	.305	.371	.676

*Minor league injury rehab

CAREER FIELDING

YEAR	POSITION	PCT	G	GS	INN	TC	PO	A	E	DP
2018	SECOND BASE	.926	7	5	47.0	27	9	16	2	3
	SHORTSTOP	.938	8	5	49.1	16	1	14	1	1
	CENTER FIELD	.000	1	0	3.0	0	0	0	0	0
2019	SECOND BASE	.974	50	40	359.1	194	80	109	5	27
	SHORTSTOP	.976	15	10	101.1	42	16	25	1	4
	LEFT FIELD	1.000	2	2	13.0	2	2	0	0	0
	CENTER FIELD	.981	31	20	188.2	53	52	0	1	1
2020	SECOND BASE	.981	26	22	189.1	106	39	65	2	22
	SHORTSTOP	1.000	6	2	22.0	12	4	8	0	0
	LEFT FIELD	1.000	7	5	50.0	11	11	0	0	0
	CENTER FIELD	1.000	20	14	120.0	28	27	1	0	0
2021	SECOND BASE	1.000	47	30	288.1	147	54	93	0	19
	THIRD BASE	1.000	2	1	8.0	3	0	3	0	0
	SHORTSTOP	.900	5	2	21.0	10	3	6	1	1
	CENTER FIELD	1.000	91	74	649.1	184	183	1	0	3
2022	SECOND BASE	.976	10	8	69.0	42	15	26	1	3
	THIRD BASE	1.000	7	6	50.0	23	7	16	0	1
	SHORTSTOP	.968	32	20	210.2	93	33	57	3	15
	CENTER FIELD	1.000	36	23	201.1	57	56	1	0	0
2023	SECOND BASE	1.000	13	6	61.0	27	11	16	0	4
	THIRD BASE	1.000	5	4	39.0	10	2	8	0	2
	SHORTSTOP	.980	30	26	217.0	98	36	60	2	12
	LEFT FIELD	1.000	10	2	31.0	7	7	0	0	0
	CENTER FIELD	.941	26	13	137.1	34	32	0	2	0
	RIGHT FIELD	1.000	21	8	86.1	13	11	2	0	1
CAREER TOTALS (2B)		.982	153	111	1014.0	543	208	325	10	78
CAREER TOTALS (3B)		1.000	14	11	97.0	36	9	27	0	3
CAREER TOTALS (SS)		.970	96	65	621.1	271	93	170	8	34
CAREER TOTALS (LF)		1.000	19	9	94.0	20	20	0	0	0
CAREER TOTALS (CF)		.992	205	144	1299.2	356	350	3	3	2
CAREER TOTALS (RF)		1.000	21	8	86.1	13	11	2	0	1

POSTSEASON BATTING

YEAR	SERIES	TEAM/OPP	G	AB	R	H	2B	3B	HR	RBI	S	SF	HBP	BB	SO	SB	CS	AVG	OBP	SLG
2018	NLDS	COL vs. MIL	2	1	1	0	0	0	0	0	0	0	0	0	0	0	0	.000	.000	.000
2023	NLWC	MIA vs. PHI	1	1	0	0	0	0	0	0	0	0	0	0	0	0	0	.000	.000	.000
POSTSEASON TOTALS			3	2	1	0	0	0	0	0	0	0	0	0	0	0	0	.000	.000	.000

CAREER TRANSACTIONS

2016: Selected by Colorado in the 3rd round of Draft (Matt Hattabaugh)...**2022:** Placed on 10-day IL, right hand contusion, April 17-May 3...placed on IL, June 16-19...signed by Miami as a minor league free agent, Nov. 18...**2023:** Signed by Kansas City as a Major League free agent, Nov. 19.

CARLOS HERNÁNDEZ



CARLOS HERNÁNDEZ

#43 | RHP

B/T	HT/WT	BORN (OPENING DAY AGE)	SERVICE TIME
R/R	6-4/255	March 11, 1997 (27) in Guayana, Venezuela	2 years, 145 days
ACQUIRED	SIGNING SCOUTS		OPTIONS YEARS USED
Signed as IFA, 7/19/16	Joelvis Gonzalez & Orlando Estevez (Royals)		3/4

ROYAL RUNDOWN

- + Has spent parts of 4 MLB seasons with Royals + First MLB win: 4/1/21 vs. TEX
- + Made Opening Day roster from 2021-23 + MLB debut: 9/1/20 vs. CLE

YEAR	TEAM	W	L	ERA	G	GS	IP	H	R	ER	HR	BB	SO	BB/9	SO/9	AVG
2023	KC	1	10	5.27	67	4	70.0	62	43	41	10	31	77	4.0	9.9	.233
CAREER (4 YRS)		7	18	5.17	123	25	226.1	222	136	130	28	109	199	4.3	7.9	.257

CAREER HIGHLIGHTS

- + **Carlos Hernández** made his Major League debut on Sept. 1, **2020**, and finished that season with the team...he's made the Opening Day roster in each of the last three seasons, in **2021**, **2022** and **2023**.
- + His average fastball velocity in **2023** was 99.1 mph, which ranked 1st in the Majors (min. 1,250 pitches).
- + He's held opposing left-handed batters to a .204 average (81-for-398) in his career, which is tied for 9th-best mark among American League right-handed pitchers (min. 300 BF) since the start of **2020**.
- + Hernández is one of six different Venezuela-born pitchers to start a game in Royals history, and his 25 career starts are more than the combined total of his fellow five countrymen, a group that includes **Angel Zerpa** (6), **Max Castillo** (4), **Dilson Torres** (2), **Yohan Pino** (1) and **Eduardo Villacis** (1).

2023 HIGHLIGHTS

- + Spent the entire **2023** season with the Royals and had the most relief innings on the team (63.0 IP), the most strikeouts (67), the lowest opponents' batting average (.237) and matched **James McArthur** for the 2nd-most saves (4)...his 77 strikeouts overall (including 10 as a starter) set a new career high.
- + Was one of five players who were on Kansas City's active roster for the entire 2023 season, along with **Matt Duffy**, **Jordan Lyles**, **MJ Melendez** and **Bobby Witt Jr.**
- + Tied **Steven Cruz** for the team lead with 4 starts as an opener...in 7.0 innings as the opener, he recorded 10 strikeouts, 1 walk and 3 runs allowed, all of which came on June 11 at Baltimore.

- + Among those who threw at least 1,250 pitches in 2023, his fastball's avg. velo of 99.1 mph led the Majors, ahead of the Dodgers **Bobby Miller** (98.9).
- + In 46 appearances through the end of July, he recorded a 3.57 ERA (21 ER in 53.0 IP), .192 opponents' average (37-for-193), 15 walks (2.6 BB/9) and 63 strikeouts (10.7 K/9)...but in 21 appearances from Aug. 1 through season's end, he had a 10.59 ERA (20 ER in 17.0 IP), .342 opponents' average (25-for-73), 16 walks (8.5 BB/9) and 14 strikeouts (7.4 K/9).
- + Had a career-best 10.0-inning scoreless streak from June 18-July 9...also had a career-best 39.2-inning homerless streak from April 24-July 19.

ADDITIONAL CAREER HIGHLIGHTS

- + In **2022**, he made 27 appearances across four big league stints with the Royals...his first 7 outings with the Royals were in a starting role, but his last 20 appearances were all in relief.

CAREER HIGHS

STRIKEOUTS (RP)	INNINGS (RP)
6 (3x), 8/27/21 at SEA	5.2, 8/27/21 at SEA
STRIKEOUTS (SP)	INNINGS (SP)
8, 8/22/21 at CHC	7.0, 8/22/21 at CHC

STREAKS

SCORELESS	HOMERLESS
10.0 IP 6/18/23 - 7/9/23	39.2 IP 4/24/23 - 7/19/23

MOST PITCHES 100+ MPH IN 2023

PITCHER (TEAM)	100+ MPH PITCHES
1. Jhoan Duran (MIN)	473
2. Jordan Hicks (STL/TOR)	470
3. Félix Bautista (BAL)	295
4. Aroldis Chapman (KC/TEX)	269
5. Camilo Doval (SF)	189
6. Carlos Hernández (KC)	188

BEST AVG VELOCITY ON FASTBALLS IN 2023*

PITCHER (TEAM)	AVG (MPH)
1. Carlos Hernández (KC)	99.1
2. Bobby Miller (LAD)	98.9
3. Hunter Greene (CIN)	98.3
4. Sandy Alcantara (MIA)	97.8

*min. 1,250 pitches

HERNÁNDEZ IN 2023, BEFORE & AFTER ASB

	G	IP	HR	BB%	ERA	AVG
Pre ASB	37	44.2	3	6.8%	3.83	.196
Post ASB	30	25.1	7	15.4%	7.82	.291

ADDITIONAL CAREER HIGHLIGHTS

- + In **2021** with the Royals, Hernández ranked 2nd on the team (min. 10 starts) with a 3.68 ERA (35 ER in 85.2 IP), which was 5th best in the American League among pitchers in their first or second season, trailing only **Alek Manoah** (3.22), **Luis Garcia** (3.30), **Shane Bieber** (3.43) and **Cristian Javier** (3.55).
- + He pitched to an 8.22 ERA (7 ER in 7.2 IP) over his first two big league stints in **2021**...he was recalled on June 9 and remained on the roster through season's end, a stretch in which he went 5-2 with a 3.23 ERA (28 ER in 78.0 IP) and .212 opponents' average (59-for-278) in 20 outings (11 starts)...from June 9 through season's end, his opponents' average ranked 5th in the American League (min. 75.0 IP).

CARLOS HERNÁNDEZ (CONT.)

ADDITIONAL CAREER HIGHLIGHTS (CONT.)

+ Hernández hit 100.0 mph on 30 pitches in **2021**, 11 of which came as a starter, matching **Shohei Ohtani** for the 5th-most triple-digit pitches among starters, trailing **Jacob deGrom** (185), **Sandy Alcántara** (58), **Gerrit Cole** (31) and **Shane Bieber** (16).

+ In Kansas City's 14-10 win vs. Texas on Opening Day in **2021**, Hernández earned the win with 3.0 innings in relief, becoming the first Royal to earn his first career win on Opening Day...at 24 years, 21 days, he was the 3rd-youngest Royal to win on Opening Day, older than only **Brad Keller** (23.244) in 2019 and the late **Yordano Ventura** (23.307) in 2015.

MINOR LEAGUE HIGHLIGHTS

+ He was assigned to the Royals Alternate Training Site in **2020**, but was recalled on Aug. 30 and made his Major League debut on Sept. 1...according to Royals Hall of Fame Director, **Curt Nelson**, Hernández was the 8th known Royal at the time to make the jump from A-ball to the Majors.

+ Hernández pitched at three different levels in **2019**, but ended the season by earning the win with 5.0 scoreless innings in Game 2 of the South Atlantic League Championship.

MISCELLANEOUS NOTES

+ Hernández resides in San Felix, Venezuela with his wife, Fransaidys Ramos, and daughter, Camila.

+ Carlos helped Team Venezuela reach the quarterfinals of the **2023** World Baseball Classic, where they fell to Team USA 9-7...he made a pair of appearances in the tournament, once on March 14 vs. Nicaragua, when he threw 2.0 scoreless frames with 4 strikeouts, and in the quarterfinal game vs. the United States on March 18, when he got 2 outs, including a strikeout of Team USA Captain **Mike Trout** on a 99.3 mph fastball.

CAREER TRANSACTIONS

2016: Signed by Kansas City as an international free agent, July 19 (Joelvis Gonzalez and Orlando Estevez).

CAREER PITCHING

YEAR	TEAM	W-L	ERA	G	GS	SV	IP	H	R	ER	HR	HB	BB	SO	BB/9	SO/9	AVG
2017	Burlington (R)	1-4	5.49	12	11	0	62.1	64	45	38	6	9	27	62	3.9	9.0	.266
2018	Lexington (A)	6-5	3.29	15	15	0	79.1	71	36	29	7	4	23	82	2.6	9.3	.236
2019	Burlington (R)	0-0	9.28	3	3	0	10.2	11	13	11	1	1	12	13	10.1	11.0	.262
	ACL Royals (R)	0-2	7.36	5	5	0	11.0	14	9	9	1	0	3	12	2.5	9.8	.304
	Lexington (A)	3-3	3.50	7	7	0	36.0	34	16	14	5	0	9	43	2.3	10.8	.250
2020	KANSAS CITY	0-1	4.91	5	3	0	14.2	19	9	8	4	1	6	13	3.7	8.0	.317
2021	Omaha (AAA)	2-1	4.44	6	6	0	26.1	28	15	13	6	3	6	26	2.1	8.9	.272
	KANSAS CITY	6-2	3.68	24	11	0	85.2	69	36	35	7	4	41	74	4.3	7.8	.223
2022	Omaha (AAA)	2-4	3.78	12	11	0	50.0	39	24	21	7	0	19	44	3.4	7.9	.207
	KANSAS CITY	0-5	7.39	27	7	0	56.0	72	48	46	7	1	31	35	5.0	5.6	.314
2023	KANSAS CITY	1-10	5.27	67	4	4	70.0	62	43	41	10	1	31	77	4.0	9.9	.233
MINOR LEAGUE TOTALS		14-19	4.41	60	58	0	275.2	261	158	135	33	17	99	282	3.2	9.2	.247
MAJOR LEAGUE TOTALS		7-18	5.17	123	25	4	226.1	222	136	130	28	7	109	199	4.3	7.9	.257

CAREER BATTING

AB	H	2B	3B	HR	RBI	SH	AVG	OBP	SLG
4	0	0	0	0	0	0	.000	.000	.000

CAREER FIELDING

PCT	G	TC	PO	A	E	DP
.931	123	29	7	20	2	2

WORLD BASEBALL CLASSIC PITCHING

YEAR	TEAM	W-L	ERA	G	GS	SV	IP	H	R	ER	HR	HB	BB	SO	BB/9	SO/9	AVG
2023	VENEZUELA	0-0	0.00	2	0	0	2.2	3	0	0	0	0	0	5	0.0	20.5	.273
WBC TOTALS		0-0	0.00	2	0	0	2.2	3	0	0	0	0	0	5	0.0	20.5	.273





KYLE ISBEL #28 | OF

B/T	HT/WT	BORN (OPENING DAY AGE)	SERVICE TIME
L/R	5-11/195	March 3, 1997 (27) in Fontana, Calif.	2 years, 43 days
ACQUIRED	SIGNING SCOUT		OPTION YEARS USED
3rd round, 2018 Draft	Ken Muñoz (Royals)		1/3

ROYAL RUNDOWN

- + Made Royals Opening Day roster 2021-23
- + Missed 46 G in 2023 with strained hamstring
- + 3rd in MLB in Outfield Jump metric in 2023
- + 2019 Arizona Fall League Rising Star
- + 6th in MLB w/ 10 Outs Above Avg in 2023
- + 2018 MiLB.com Organization All-Star

YEAR	TEAM	G	AB	R	H	2B	3B	HR	RBI	BB	SO	SB	CS	AVG	OBP	SLG
2023	KC	91	292	45	70	22	2	5	34	17	59	7	1	.240	.282	.380
CAREER (3 YRS)		225	624	93	145	37	8	11	69	40	157	18	7	.232	.281	.370

CAREER HIGHLIGHTS

- + **Kyle Isbel** has made the Royals Opening Day roster in each of the last three seasons from **2021-23**.
- + He's played all three outfield positions with Kansas City, including 20 starts in left field, 114 starts in center field and 40 starts in right field.
- + Ranked tied for 5th among outfielders in the Majors in **2023** with 10 Outs Above Average, and over the last two seasons (since **2022**), he ranks 4th in MLB.

2023 HIGHLIGHTS

- + Isbel made the Opening Day roster in **2023** for the third consecutive season and was in the Opening Day starting lineup for the second time.
- + Set career highs in hits (70), RBI (34), extra-base hits (29) and runs (45), despite missing 46 games due to a strained left hamstring.
- + Ranked 3rd among Royals with a 2.1 bWAR.
- + Hit .190 (19-for-100) through the end of June, but batted .266 (51-for-192) from July to season's end.
- + His .996 fielding percentage in center field ranked 6th among players at the position (min. 700.0 innings).
- + Ranked tied for 5th among all outfielders with 10 Outs Above Average and ranked 3rd in a *Statcast* metric called Outfield Jump, which was 2.8 ft. above the Major League average.
- + Hit .315 (17-for-54) vs. left-handed pitching, 3rd best in the American League among left-handed hitters (min. 60 PA) behind **Anthony Rizzo** (.333) and **Tony Kemp** (.314).

- + Ended the year on a career-best 12-game on-base streak, during which he hit .289 (11-for-38) with 7 walks.

ADDITIONAL CAREER HIGHLIGHTS

- + Isbel tied for 5th among outfielders in **2022** with 12 Outs Above Average, according to *Baseball Savant*, and led the Majors in a metric called Outfield Jump, which measures reaction times and direct routes.
- + He recorded 3 hits in his Major League debut on Opening Day **2021** vs. Texas, becoming the 4th player in franchise history with a 3-hit game in his debut.
- + He recorded an RBI in each of his first 2 big league games in **2021**, becoming only the 4th Royal to do so, joining **Ryan O'Hearn** (2018), **Endy Chávez** (2001) and **Ruppert Jones** (1976).

MINOR LEAGUE HIGHLIGHTS

- + Isbel spent the **2020** season as the Royals Alternate Training Site in Kansas City and participated in the club's Postseason Camp at Kauffman Stadium.

CAREER HIGHS

HITS	RUNS
4, 7/29/23 vs. MIN	3 (2x), last 8/7/22 vs. BOS
DOUBLES	RBI
1 (37x), last 9/29/23 vs. NYY	4, 9/3/22 at DET
TRIPLES	STOLEN BASES
1 (8x), last 9/10/23 at TOR	1 (18x), last 9/8/23 at TOR
HOME RUNS	WALKS
1 (11x), last 8/25/23 at SEA	2 (5x), last 9/13/23 at CWS

STREAKS

HITTING	ON BASE
7 5/18/22 - 5/31/22	12* 9/8/23 - 9/29/23
7 8/7/23 - 8/15/23	*active entering 2024

ROYALS 2023 bWAR LEADERS

PLAYER	bWAR
1. Bobby Witt Jr.	4.4
2. Cole Ragans	2.6
3. Kyle Isbel	2.1

OF LEADERS, OUTS ABOVE AVERAGE (2022-23)

PLAYER (TEAM)	OUTS ABOVE AVG
1. Daulton Varsho (AZ/TOR)	29
2. Jose Siri (HOU/TB)	25
3. Trent Grisham (SD)	24
4. Kyle Isbel (KC)	22

ROYALS TO RECORD 3+ HITS IN MLB DEBUT

PLAYER	DATE/OPP
Kevin Koslofski	6/28/92 at BAL
Johnny Damon	8/12/95 vs. SEA
Mark Quinn	9/14/99 vs. ANA (G2)
Kyle Isbel	4/1/21 vs. TEX

MINOR LEAGUE HIGHLIGHTS (CONT.)

- + He was limited to just 59 games due to a hamstring injury in **2019**...Isbel hit .348 (16-for-46) in his first 13 games, but hit only .176 (26-for-148) in 39 games after he returned from injury.
- + Had a .372 on-base percentage during Wilmington's postseason run to the **2019** Carolina League championship, including a solo HR in the decisive Game 5 of the semifinals vs. Salem...he also stole home in Game 1 of the Championship Series vs. Fayetteville.
- + Named an Arizona Fall League Rising Star in **2019**, when he hit .315 (23-for-73) with 16 RBI in 21 games.
- + Named an MiLB.com Organization All-Star in his **2018** pro debut and ranked 2nd among Royals minor leaguers (min. 250 AB) with a .326 average (86-for-264).

KYLE ISBEL (CONT.)

MISCELLANEOUS NOTES

- + Isbel resides in Surprise, Ariz. with his wife, Priscilla, and a baby boy, who was born in April **2023**.
- + He attended the University of Nevada-Las Vegas, where he was named All-MWC First Team as a junior at UNLV in **2018**, leading the conference with a .357 average.
- + Isbel earned All-Star honors playing for Yarmouth-Dennis in the Cape Cod League in **2017**.

MISCELLANEOUS NOTES (CONT.)

- + At UNLV, he was named Freshman All-American by Louisville Slugger and the Mountain West Conference Freshman Player of the Year in **2016**.
- + Isbel graduated from Etiwanda HS (Calif.) in **2015**, where he earned the school's Baseball Player of the Year honors as a senior.

CAREER TRANSACTIONS

2018: Selected by Kansas City in the 3rd round of the Draft (Ken Muñoz)...**2022:** Placed on 10-day IL, May 26-30...placed on Restricted List, July 14-18...**2023:** Placed on Paternity Leave List, April 5-7...placed on 10-day IL, strained left hamstring, May 5-June 27.

CAREER BATTING

YEAR	TEAM	G	AB	R	H	2B	3B	HR	RBI	SF	HB	BB	SO	SB	CS	AVG	OBP	SLG	OPS
2018	Idaho Falls (R)	25	105	27	40	10	1	4	18	0	0	14	17	12	3	.381	.454	.610	1.064
	Lexington (A)	39	159	30	46	12	1	3	14	1	2	12	43	12	3	.289	.345	.434	.779
2019	Surprise (R)*	7	25	9	9	2	0	2	7	0	0	2	5	3	1	.360	.407	.680	1.087
	Wilmington (A+)	52	194	26	42	7	3	5	23	1	3	15	44	8	3	.216	.282	.361	.643
2020	Did not play (no minor league season)																		
2021	Omaha (AAA)	105	394	62	106	18	3	15	55	2	10	45	91	22	5	.269	.357	.444	.801
	KANSAS CITY	28	76	16	21	5	2	1	7	0	0	7	23	2	0	.276	.337	.434	.771
2022	Omaha (AAA)	5	20	4	5	2	0	1	4	0	1	2	3	0	1	.250	.348	.500	.848
	KANSAS CITY	106	256	32	54	10	4	5	28	2	3	16	75	9	6	.211	.264	.340	.604
2023	Omaha (AAA)*	9	31	7	9	2	0	2	6	0	0	6	6	0	0	.290	.405	.548	.953
	KANSAS CITY	91	292	45	70	22	2	5	34	2	1	17	59	7	1	.240	.282	.380	.662
MINOR LEAGUE TOTALS		242	928	165	257	53	8	32	127	4	16	96	209	57	16	.277	.353	.455	.808
MAJOR LEAGUE TOTALS		225	624	93	145	37	8	11	69	4	4	40	157	18	7	.232	.281	.370	.651

*Minor league injury rehab

CAREER FIELDING

YEAR	POSITION	PCT	G	GS	INN	TC	PO	A	E	DP
2021	LEFT FIELD	1.000	4	1	19.0	6	6	0	0	0
	CENTER FIELD	1.000	9	7	64.0	16	16	0	0	0
	RIGHT FIELD	1.000	14	12	101.1	25	24	1	0	0
2022	LEFT FIELD	.978	29	19	172.1	46	44	1	1	1
	CENTER FIELD	.981	30	25	205.0	52	51	0	1	0
	RIGHT FIELD	.978	49	28	278.2	92	89	1	2	0
2023	CENTER FIELD	.995	89	82	710.1	203	200	2	1	0
CAREER TOTALS (LF)		.981	33	20	191.1	52	50	1	1	1
CAREER TOTALS (CF)		.993	128	114	979.1	271	267	2	2	0
CAREER TOTALS (RF)		.983	63	40	380.0	117	113	2	2	0





WILL KLEIN			#36	RHP
B/T	HT/WT	BORN (OPENING DAY AGE)		SERVICE TIME
R/R	6-5/240	Nov. 28, 1999 (24) in Maryville, Tenn.		0 days
ACQUIRED		SIGNING SCOUT		OPTION YEARS USED
5th round, 2020 Draft		Scott Melvin (Royals)		0/3

ROYAL RUNDOWN	
+ Added to 40-man roster on 11/14/23	+ 2021 MiLB.com Organization All-Star
+ 2023 All-Star Futures Game selection	+ 269 K in 178.1 career innings (13.6 K/9)

CAREER HIGHLIGHTS

- + Will Klein was added to Kansas City's 40-man roster on Nov. 14, 2023, after a season in which he made 49 appearances between Double-A Northwest Arkansas and Triple-A Omaha.
- + Represented the Royals organization as the 2023 SiriusXM All-Star Futures Game selection.
- + In three minor league seasons, he's recorded 269 strikeouts in 178.1 innings (13.6 K/9).
- + Limited to 43.2 innings over 30 appearances in 2022 due to an injury that forced him to miss the first six weeks of the season.
- + Named an MiLB.com Organization All-Star following his 2021 professional debut season, in which he went 7-1 in 36 appearances with a 3.20 ERA (25 ER in 70.1 IP) and 121 strikeouts (15.5 K/9) with High-A Quad Cities.
- + His 121 strikeouts in 2021 were the most in Minor League Baseball by pitchers who did not record a start.

2023 HIGHLIGHTS

- + Recorded 44 strikeouts in 29.1 innings (13.5 K/9) over 21 appearances with Double-A Northwest Arkansas, before being promoted to Triple-A Omaha on June 13.

2023 HIGHLIGHTS (CONT.)

- + Did not allow a run over his last 6 appearances (11.0 IP) with Northwest Arkansas and allowed only 3 runs over his 11 2d outings (15.2 IP) with Omaha, a stretch in which he recorded a 1.01 ERA (3 ER in 26.2 IP).
- + In his 28 outings with Omaha, his fastball averaged 97.0 mph, including a season-high 101.7 mph fastball on June 21 at Rochester.
- + For the season, his 13.01 K/9 led all Royals minor leaguers (min. 60.0 IP) and his 30.5 K% ranked 4th.

MISCELLANEOUS NOTES

- + Will resides in Bloomington, Ind.
- + Graduated in 2017 from Bloomington North High School (Ind.), where he earned first team All-Conference honors.
- + Named best pitcher in the 2019 Northwoods League by *Baseball America*, after going 2-2 with a 0.86 ERA (2 ER in 21.0 IP), 38 strikeouts (16.3 K/9) and 7 saves for Lakeshore, earning league All-Star honors.
- + In 2020, had a team-high 33 strikeouts (12.2 K/9) and a 3.33 ERA (9 ER in 24.1 IP) in 4 starts as a junior at Eastern Illinois.

CAREER PITCHING

YEAR	TEAM	W-L	ERA	G	GS	SV	IP	H	R	ER	HR	HB	BB	SO	BB/9	SO/9	AVG
2020	Did not play (no minor league season)																
2021	Quad Cities (A+)	7-1	3.20	36	0	4	70.1	43	28	25	4	1	44	121	5.6	15.5	.173
2022	NW Arkansas (AA)	1-1	10.51	30	3	0	43.2	55	56	51	6	1	51	55	10.5	11.3	.313
2023	NW Arkansas (AA)	0-2	3.38	21	0	1	29.1	28	15	11	1	2	14	44	4.3	13.5	.250
	Omaha (AAA)	1-3	5.66	28	1	3	35.0	40	23	22	3	4	25	49	6.4	12.6	.276
MINOR LEAGUE TOTALS		9-7	5.50	115	4	8	178.1	166	122	109	14	8	134	269	6.8	13.6	.244

CAREER TRANSACTIONS

- 2020: Selected by Kansas City in 5th round of Draft (Scott Melvin).



NICK LOFTIN			#12 IF
B/T	HT/WT	BORN (OPENING DAY AGE)	SERVICE TIME
R/R	6-1/195	Sept. 25, 1998 (25) in Corpus Christi, Texas	31 days
ACQUIRED	SIGNING SCOUT		OPTION YEARS USED
CB round, 2020 Draft	Josh Hallgren (Royals)		0/3

ROYAL RUNDOWN	
+ MLB Debut: 9/1/23 vs. BOS	+ Played 1B, 2B and 3B with KC in 2023
+ Led 2023 rookies with .323 AVG (min. 50 AB) + 2021, 2023 MiLB.com Organization All-Star	

YEAR	TEAM	G	AB	R	H	2B	3B	HR	RBI	BB	SO	SB	CS	AVG	OBP	SLG
2023	KC	19	62	10	20	5	1	0	10	4	12	2	0	.323	.368	.435

CAREER HIGHLIGHTS

- + **Nick Loftin** made his Major League debut on Sept. 1, **2023** vs. Boston and became the second player in Royals history with 2 hits and 1 walk in their debut.
- + Hit .323 (20-for-62) in 19 games with Kansas City, which led all rookies in **2023** (min. 50 AB).
- + He played in 128 games in **2022**, split between Double-A Northwest Arkansas (90 games) and Triple-A Omaha (38) and recorded career highs in runs (104), doubles (24), home runs (17), RBI (66) and stolen bases (29)...his 104 runs tied for 6th most in Minor League Baseball.
- + Named an MiLB.com Organization All-Star in **2021**.
- + His .289 average in **2021** tied for 1st in the High-A Central division with teammate **Michael Massey** and Beloit's **Troy Johnston** (Miami).
- + He was named the High-A Central Player of the Week for July 26-Aug. 1, **2021** after posting a slashline of .522/.560/1.087 (12-for-23) with 8 runs scored, 7 extra-base hits, 4 RBI and 1 stolen base in 5 games.

2023 HIGHLIGHTS

- + Spent most of **2023** with Triple-A Omaha before having his contract selected on Sept. 1...he played in 19 of Kansas City's last 27 games and made appearances at first base (8), second base (7) and third base (4).
- + Made his Majors debut on Sept. 1 vs. Boston and walked in his 1st plate appearance before recording his 1st career hit with an RBI double in the 3rd...added a single in the 6th, joining **Johnny Giavotella** (2011) as the only Royals with at least 2 hits and a walk in their MLB debut.
- + Over his 1st 4 career games from Sept. 1-5, he made starts at designated hitter, second base, third base and first base, becoming the first player in Royals history to make his 1st 4 starts at different defensive positions, according to *Elias*.
- + He's one of eight Royals to record at least 20 hits and 10 RBI through 19 career games, marks that were most recently reached by **Eric Hosmer** in 2011.

CAREER TRANSACTIONS

2020: Selected by Kansas City in Competitive Balance Round A (32nd overall) of the Draft (Josh Hallgren).

BEST AVG AMONG 2023 ROOKIES (MIN. 50 AB)

PLAYER (TEAM)	AVG
1. Nick Loftin (KC)	.323
T2. Noelvi Marte (CIN)	.316
T2. Willyer Abreu (BOS)	.316
4. Royce Lewis (MIN)	.309
5. Evan Carter (TEX)	.306

2023 HIGHLIGHTS (CONT.)

- + Recorded multiple hits in 7 of his 1st 19 career games (36.8%), including 3 straight from Sept. 17-20.
- + Named an MiLB.com Organization All-Star for the second time...his 56 RBI with Triple-A Omaha ranked 2nd on the team, despite playing in just 82 games.

MISCELLANEOUS NOTES

- + Nick resides in Corpus Christi, Texas with his wife, Taylor and their baby boy, Liam, who was born in January **2024**.
- + Loftin attended Baylor University from **2018-20**, where he was a Freshman All-American in **2018** and an All-Big 12 First-Team selection in **2019**.
- + He was named a preseason All-American by three different publications in **2020**, before the season was cut short due to the COVID-19 pandemic.
- + Loftin played for the Hyannis Harbor Hawks in the Cape Cod League in **2019**.
- + Spent most of his freshman year in the outfield, but moved to shortstop his final two seasons...he finished his collegiate career slashing .313/.371/.481 (161-for-514) in 122 games with 34 doubles, 5 triples, 14 homers and 92 RBI.
- + He graduated in **2017** from W.B. Ray HS (Texas), where he was a four-year letterwinner, helping lead the team to a district championship as a junior.
- + Over his high school career, he batted .454 with 29 stolen bases, and was named to MaxPreps Underclass All-America Team.

NICK LOFTIN (CONT.)

CAREER BATTING																			
YEAR	TEAM	G	AB	R	H	2B	3B	HR	RBI	SF	HB	BB	SO	SB	CS	AVG	OBP	SLG	OPS
2020																			
Did not play (no minor league season)																			
2021	Quad Cities (A+)	90	356	67	103	22	5	10	57	2	7	42	60	11	2	.289	.373	.463	.836
2022	NW Arkansas (AA)	90	363	78	98	17	1	12	47	5	5	45	57	24	4	.270	.354	.421	.775
	Omaha (AAA)	38	153	26	33	7	0	5	19	1	4	10	41	5	2	.216	.280	.359	.639
2023	ACL Royals (R)^	6	17	10	8	1	0	1	5	1	2	6	4	1	0	.471	.615	.706	1.321
	Omaha (AAA)	82	315	41	85	13	0	14	56	5	4	34	47	6	4	.270	.344	.444	.788
	KANSAS CITY	19	62	10	20	5	1	0	10	1	1	4	12	2	0	.323	.368	.435	.803
MINOR LEAGUE TOTALS		306	1204	222	327	60	6	42	184	14	22	137	209	47	12	.272	.353	.436	.789
MAJOR LEAGUE TOTALS		19	62	10	20	5	1	0	10	1	1	4	12	2	0	.323	.368	.435	.803

^Minor league injury rehab

CAREER FIELDING										
YEAR	POSITION	PCT	G	GS	INN	TC	PO	A	E	DP
2023	FIRST BASE	1.000	8	4	40.0	36	33	3	0	2
	SECOND BASE	1.000	7	7	52.0	20	8	12	0	6
	THIRD BASE	1.000	4	4	31.0	12	1	11	0	2
CAREER TOTALS (1B)		1.000	8	4	40.0	36	33	3	0	2
CAREER TOTALS (2B)		1.000	7	7	52.0	20	8	12	0	6
CAREER TOTALS (3B)		1.000	4	4	31.0	12	1	11	0	2

ROYALS 1ST-ROUND DRAFT SELECTIONS								
Year	Player	Pick	Year	Player	Pick	Year	Player	Pick
1968	No Selection	-	1991	OF Joe Vitiello	7	2009	P Aaron Crow	12
1969	P John Simmons*	23	1992	IF Michael Tucker	10	2010	IF Christian Colón	4
1970	C Rex Goodson	8		P Jim Pittsley	17	2011	OF Bubba Starling	5
1971	P Roy Branch	5	1993	P Jeff Granger	5	2012	P Kyle Zimmer	5
1972	IF Jamie Quirk	18	1994	IF/P Matt Smith	16	2013	IF Hunter Dozier	8
1973	P Lew Olsen	9	1995	OF Juan LeBron	19	2014	P Brandon Finnegan	17
1974	OF Willie Wilson	18	1996	OF Dermal Brown	14		P Foster Griffin	28
1975	OF Clint Hurdle	9	1997	P Dan Reichert	7	2015	P Ashe Russell	21
1976	P Ben Grzybek	18	1998	P Jeff Austin	4	2016	No Selection	-
1977	P Michael Jones	21		P Matt Burch	30	2017	IF Nick Pratto	14
1978	IF Buddy Biancalana	25	1999	P Kyle Snyder	7	2018	P Brady Singer	18
1979	P Atlee Hammaker	21		P Mike MacDougal	25		P Jackson Kowar\$	33
1980	P Frank Wills	16	2000	P Mike Stodolka	4		P Daniel Lynch IV\$	34
1981	OF David Leeper	23	2001	P Colt Griffin	9		P Kris Bubic#	40
1982	OF John Morris	10	2002	P Zack Greinke	6	2019	IF Bobby Witt Jr.	2
1983	OF Gary Thurman	21	2003	OF Chris Lubanski	5	2020	P Asa Lacy	4
1984	P Scott Bankhead	16		C Mitch Maier	30		IF Nick Loftin#	32
1985	IF Brian McRae	17	2004	IF Billy Butler	14	2021	P Frank Mozzicato	7
1986	IF Anthony Clements	24		P Matthew Campbell	29	2022	OF Gavin Cross	9
1987	P Kevin Appier	9	2005	IF Alex Gordon	2	2023	C Blake Mitchell	8
1988	OF Hugh Walker	18	2006	P Luke Hochevar	1		\$Compensatory Round	
1989	C Brent Mayne	13	2007	IF Mike Moustakas	2		#Competitive Balance Round A	
1990	No Selection	-	2008	IF Eric Hosmer	3		*Did not sign	

SETH LUGO



SETH LUGO

#67 | RHP

B/T	HT/WT	BORN (OPENING DAY AGE)	SERVICE TIME
R/R	6-5/225	Nov. 17, 1989 (34) in Shreveport, La.	7 years, 82 days
ACQUIRED	SIGNING SCOUT		CONTRACT STATUS
Signed as FA, 12/14/23	Tommy Jackson (Mets)		Signed through 2025

ROYAL RUNDOWN

- + 8-year MLB veteran, with NYM and SD
- + 8th lowest ERA as a reliever since 2016
- + Appeared in 2022 Wild Card Series with Mets
- + 2017 WBC Silver Medalist for Puerto Rico
- + Has 0.00 ERA in 3 postseason games (2.0 IP)
- + First MLB win: 8/25/16 at STL

YEAR	TEAM	W	L	ERA	G	GS	IP	H	R	ER	HR	BB	SO	BB/9	SO/9	AVG
2023	SD	8	7	3.57	26	26	146.1	140	62	58	19	36	140	2.2	8.6	.249
CAREER (8 YRS)		40	31	3.50	301	64	641.0	579	268	249	79	173	648	2.4	9.1	.239

CAREER HIGHLIGHTS

- + **Seth Lugo** is an eight-year Major League veteran, including seven seasons with the Mets and one with San Diego, who signed a two-year contract with Kansas City on Dec. 14, **2023**.
- + Since the start of **2022**, he's recorded an average spin rate of 3,054 rpm on his breaking balls, which is the 2nd-highest spin rate on breaking balls (min. 1,500 breaking balls thrown) behind only **Charlie Morton** (3,079 rpm), according to *Baseball Savant*.

- + Since **2018**, his 3.35 ERA (177 ER in 475.2 IP) ranks as the 12th-best ERA in the National League (min. 450.0 IP), trailing former teammate **Jacob deGrom** (2.05) in that span.

- + Lugo has thrown his curveball 28.6% of the time since the start of **2018**, which is the 8th-highest curveball usage rate in the Majors during that stretch (min. 7,500 total pitches).

- + He's recorded a 9.8 K/9 rate since **2018**, which ranks 11th in the National League trailing leader deGrom (12.2 K/9)...in **2023**, he recorded a career-high 140 strikeouts in 146.1 innings (8.6 K/9).

- + His career 2.91 ERA (97 ER in 300.0 IP) as a *reliever* ranks 8th among all relief pitchers since **2016** (min. 300.0 IP), trailing leader **Josh Hader** (2.50 ERA).

- + Owns a career 2.50 ERA (85 ER in 305.2 IP) in 146 games at home, which is the 3rd best home ERA (min. 300.0 IP) in the Majors since **2016**.

2023 HIGHLIGHTS

- + Lugo made a career-high 26 starts for the Padres in **2023** despite missing a month while on the Injured List with a strained calf muscle.

- + He worked exclusively as a starter for the first time in **2023** and set career highs in several categories with San Diego, including wins (8), games started (26), innings pitched (146.1) and strikeouts (140), while walking just 36 batters and posting a 3.57 ERA.

- + Ranked 9th among National League starting pitchers with a 2.21 BB/9 rate and 6.0 BB% (min. 25 starts), trailing leader **Logan Webb** (1.3 BB/9, 3.6 BB%) in each category.

- + Among pitchers with at least 25 starts in 2023, his 65.4% quality start rate ranked 5th highest in Major League Baseball, trailing only American League **Cy Young** Award winner **Gerrit Cole** (72.7%), San Francisco's **Webb** (72.7%), Cubs southpaw **Justin Steele** (66.7%) and Philadelphia's **Zack Wheeler** (65.6%).

CAREER HIGHS

STRIKEOUTS (SP)	INNINGS (SP)
9 (2x), last 8/18/23 vs. AZ	8.2, 9/26/23 at SF
STRIKEOUTS (RP)	INNINGS (RP)
5 (3x), last 9/13/18 vs. MIA	3.0 (8x), last 5/4/19 at MIL

STREAKS

SCORELESS	HOMERLESS
17.0 IP 5/1/18 - 5/25/18	28.2 IP 7/1/16 - 8/25/16

LUGO CAREER SP vs. RP

ROLE	G	W	L	IP	ERA	AVG	BB/9	K/9
Starter	64	23	17	341.0	4.01	.262	2.4	8.3
Reliever	237	17	14	300.0	2.91	.212	2.5	10.0

BEST BREAKING BALL SPIN RATE SINCE 2022*

PITCHER	SPIN RATE (RPM)
1. Charlie Morton	3,079
2. Seth Lugo	3,054
3. Clarke Schmidt	2,920

*min. 1,500 breaking balls thrown

LOWEST ERA AS A RELIEVER SINCE 2016*

PITCHER	ERA
1. Josh Hader	2.50
2. Kenley Jansen	2.70
3. Raisel Iglesias	2.71
4. Blake Treinen	2.74
5. Aroldis Chapman	2.82
6. Chad Green	2.88
7. David Robertson	2.90
8. Seth Lugo	2.91

*min. 300.0 IP

LOWEST HOME ERA SINCE 2016*

PITCHER	HOME ERA
1. Jacob deGrom	2.24
2. Clayton Kershaw	2.38
3. Seth Lugo	2.50

*min. 300.0 IP

2023 HIGHLIGHTS (CONT.)

- + His 17 quality starts ranked tied for 10th in the National League and 2nd among Padres pitchers, behind only **Cy Young** Award Winner **Blake Snell** (20).

- + Lugo issued 2 walks or fewer in 20 of his 26 starts, including 7 starts in which he did not yield any free passes...the 7 starts with 0 walks allowed over at least 5.0 innings pitched tied for the 7th most among all NL pitchers, behind leader **Logan Webb** (12).

SETH LUGO (CONT.)

2023 HIGHLIGHTS (CONT.)

+ Lugo established career highs with 8.2 innings pitched and 123 pitches thrown in his season finale on Sept. 26 at San Francisco, and the 123 pitches were the 3rd-most in a single game by any Major League pitcher in **2023**, trailing only **Alex Cobb's** 131 on Aug. 29 and **Michael Lorenzen's** 124 on Aug. 9...that start marked the longest scoreless outing of Lugo's career, passing his previous record of 6.0 shutout frames.

+ Struck out a career-high 9 batters twice, including July 31 at Colorado and Aug. 18 vs. Arizona.

+ According to *Baseball Savant*, his curveball had 60.0 inches of vertical movement, which was 71 inches more drop than similar MLB curveballs at his velocity...that 71 inches against the average ranked 7th in the Majors in **2023**, trailing leader **Danny Coulombe** (10.8 inches vs. average).

+ Limited opponents to a .206 batting average (26-for-126) off his sinker, which was the 5th-lowest opponents' average vs. any pitcher's sinker (min. 100 PA), behind only **Josh Hader** (.190), **Kevin Kelly** (.192), **José Quintana** (.198) and **Aaron Civale** (.202).

ADDITIONAL CAREER HIGHLIGHTS

+ Played his seventh and final season with the Mets in **2022**, posting career highs in appearances (62) and games finished (20).

+ Lugo finished his Mets career with 508 strikeouts, which remains the 3rd most in Mets history by any player who pitched at least 85% of his games in relief, and he trails only **Tug McGraw** (618) and **John Franco** (592).

+ In **2022**, he limited left-handed batters to a .167 (17-for-102) average, which ranked 8th in the National League and tied the 12th-highest mark in the Majors (min. 100 LHB faced).

+ Was the penultimate pitcher in the Mets' combined no-hitter on April 29, **2022** at Citi Field, which marked just the second no-hitter in club history and the 10th overall combined no-hitter in the Wild Card Era (since 1995).

+ Underwent surgery on Feb. 16, **2021** to remove a loose body in his right elbow, and he missed the first two months of the season recovering from the procedure...made his season debut on June 2 vs. Arizona.

+ Had 55 strikeouts in 46.1 innings in **2021** (10.70 SO/9 IP), marking his third consecutive season with at least 10.0 SO/9...he recorded multiple strikeouts in 17 of his 46 relief outings (40.0%).

+ Lugo ranked tied for 7th in the Majors with a 1.40 ERA (3 ER in 19.1 IP) at home in the shortened **2020** campaign.

+ In **2020**, he had a win as a starting pitcher, a win as a relief pitcher and 3 saves, marking the second season in which he recorded a win as both a starter and a reliever while also notching a save (also **2018**)... per *Elias*, the only other Mets to do that in more than one season were **Nolan Ryan** (1969 and 1970), **Tug McGraw** (1969 and 1974), **Pete Falcone** (1980, 1981 and 1982) and **Ed Lynch** (1982 and 1984).

+ Posted career bests in both strikeout rate (33.1%) and walk rate (5.1%) in **2019**...his strikeout rate ranked 11th among National League relief pitchers, and his walk rate ranked 5th, trailing leader **Josh Tomlin** (2.3%).

ADDITIONAL CAREER HIGHLIGHTS (CONT.)

+ Tied for 6th among all relievers with 104 strikeouts in **2019**...he also tied for 6th in the National League among relievers with 7 wins...led the Majors with 16 relief outings of at least 2.0 scoreless innings.

+ In **2019**, he became the fifth Mets player (6th instance) to record at least 100 strikeouts in a season solely as a reliever, and he was the first to do so since **Armando Benitez** in 2000.

+ Lugo earned National League Reliever of the Month honors in July **2019**, a stretch in which he recorded 12.2 scoreless innings with 16 strikeouts.

+ Retired 26 straight batters from July 21-Aug. 10, **2019**, matching the longest such streak by a Mets reliever in franchise history.

+ In **2018**, he ranked 5th in the NL and 12th in the Majors with 78.1 relief innings...finished 2nd in the NL and 7th in the Majors with 27 relief outings of more than 1.0 inning.

+ Earned his 1st major league save on Aug. 12, **2018** at Miami with 1.0 scoreless inning in a 4-3 win.

+ From Sept. 9-13, **2018**, he became the third pitcher in Major League history with consecutive relief appearances of 2.0 innings or fewer with 5 or more strikeouts.

+ Missed the first nine weeks of the **2017** season with right elbow inflammation.

+ Pitched 5.0 or more innings in each of his first 19 career starts, the 2nd-longest such streak in Mets history.

+ Earned his 1st career win in his 2nd start on Aug. 25, **2016** at St. Louis, tossing 5.0 scoreless frames.

+ Made his Majors debut on July 1, **2016** vs. the Cubs.

POSTSEASON HIGHLIGHTS

+ Lugo appeared in all 3 games vs. San Diego in the **2022** Wild Card Series, pitching a combined 2.0 scoreless innings with 3 strikeouts.

+ Earned the save in Game 2 of the **2022** Wild Card Series, recording the final out with the bases loaded in the Mets 7-3 win over the Padres.

+ He was not on the Mets postseason roster for the **2016** Wild Card Game.

MINOR LEAGUE HIGHLIGHTS

+ Made 27 appearances with St. Lucie in **2014** and finished 5th in the Florida State League with 114 strikeouts.

+ Split the **2013** campaign between Short Season-A Brooklyn and Low-A Savannah...made 5 regular season starts for Savannah and won 1 game in the Postseason to help the Sand Gnats capture the South Atlantic League title.

+ While working out in the winter of **2011**, Lugo felt a back spasm while performing an ab-strengthening exercise...after several MRIs, he was diagnosed with Spondylolisthesis, which occurs after a displacement of a vertebra in the spine...he underwent a lumbar fusion and a surgery that lasted nearly 10 hours and missed the entire **2012** season.

SETH LUGO (CONT.)

MISCELLANEOUS NOTES

+ Jacob Seth Lugo graduated from Parkway (La.) High School...he lettered in baseball, soccer, football (punter) and track...he was a state finalist in the high-jump (6 feet, 2 inches).

+ Prior to the start of the **2020** season, had his first child, James, with his wife, Amanda.

+ Went to Centenary (La.) College when it was a Division I school...earned Second Team All-Summit League Honors in **2010**.

+ Started the World Baseball Classic championship game for Puerto Rico vs. the United States in **2017** and won a silver medal...his paternal grandfather, José "Ben" Lugo, was born in Puerto Rico.

+ A year after the WBC, Lugo reconnected with family in Puerto Rico...he and his wife Amanda planned to marry on the island, but Hurricane María forced them to change locations.

+ His dad, Ben, was an avid baseball card collector, and the favorite card that he ever had was a **Roberto Clemente** rookie card (has since been destroyed).

+ He's the only player selected in the 34th round in the **2011** Draft to play in the Major Leagues.

+ Is an avid frisbee golf player and a fan of the New Orleans Saints.

CAREER TRANSACTIONS

2011: Selected by the Mets in the 34th round of the Draft (Tommy Jackson)...**2017:** Placed on 10-day IL, partial tear in right elbow UCL, April 2...transferred to 60-day IL, May 26-June 11...placed on 10-day IL, right shoulder impingement, Aug. 15-27...**2019:** Placed on 10-day IL, right shoulder tendinitis, May 20-31...**2021:** Placed on 10-day IL, recovery from right elbow surgery, April 1...transferred to 60-day IL, May 17-31...**2022:** Placed on Paternity Leave List, June 20-23...signed by San Diego as a Major League free agent (one-year contract), Dec. 22...**2023:** Placed on 15-day IL, strained calf muscle, May 18-June 20...signed by Kansas City as a Major League free agent (two-year contract), Dec. 14.

CAREER PITCHING

YEAR	TEAM	W-L	ERA	G	GS	SV	IP	H	R	ER	HR	HB	BB	SO	BB/9	SO/9	AVG
2011	Kingsport (R)	5-2	3.66	11	10	0	46.2	42	27	19	5	2	20	44	3.9	8.5	.235
2012		Did not play (injured)															
2013	Brooklyn (A)	2-4	4.19	7	7	0	34.1	34	16	16	3	1	13	27	3.4	7.1	.260
	Savannah (A)	2-2	2.53	5	5	0	32.0	22	9	9	2	1	6	39	1.7	11.0	.196
2014	St. Lucie (A+)	8-3	4.11	27	4	3	105.0	100	55	48	12	4	38	114	3.3	9.8	.244
2015	Binghamton (AA)	6-5	3.80	19	19	0	109.0	108	54	46	8	5	30	97	2.5	8.0	.254
	Las Vegas (AAA)	2-2	4.00	5	5	0	27.0	27	13	12	3	2	5	30	1.7	10.0	.252
2016	Las Vegas (AAA)	3-4	6.50	21	14	0	73.1	103	63	53	10	1	20	62	2.5	7.6	.329
	NY METS	5-2	2.67	17	8	0	64.0	49	19	19	7	4	21	45	3.0	6.3	.220
2017	St. Lucie (A+)*	0-1	8.10	2	1	0	6.2	9	7	6	2	1	1	4	1.4	5.4	.310
	Binghamton (AA)*	1-1	2.77	2	2	0	13.0	14	4	4	1	0	2	15	1.4	10.4	.286
	NY METS	7-5	4.71	19	18	0	101.1	114	57	53	13	2	25	85	2.2	7.6	.284
2018	NY METS	3-4	2.66	54	5	3	101.1	81	36	30	9	2	28	103	2.5	9.2	.217
2019	NY METS	7-4	2.70	61	0	6	80.0	56	28	24	8	5	16	104	1.8	11.7	.192
2020	NY METS	3-4	5.15	16	7	3	36.2	40	22	21	8	2	10	47	2.5	11.5	.274
2021	St. Lucie (A)*	0-0	0.00	1	1	0	1.0	0	0	0	0	0	0	0	0.0	0.0	.000
	Syracuse (AAA)*	0-0	2.70	3	0	0	3.1	4	3	1	0	0	4	5	10.8	13.5	.267
	NY METS	4-3	3.50	46	0	1	46.1	41	18	18	6	1	19	55	3.7	10.7	.237
2022	NY METS	3-2	3.60	62	0	3	65.0	58	26	26	9	3	18	69	2.5	9.6	.233
2023	SAN DIEGO	8-7	3.57	26	26	0	146.1	140	62	58	19	3	36	140	2.2	8.6	.249
MINOR LEAGUE TOTALS		29-24	4.27	103	68	3	451.1	463	251	214	46	17	139	437	2.8	8.7	.261
MAJOR LEAGUE TOTALS		40-31	3.50	301	64	16	641.0	579	268	249	79	22	173	648	2.4	9.1	.239

*Minor league injury rehab

CAREER BATTING

AB	H	2B	3B	HR	RBI	SH	AVG	OBP	SLG
58	9	3	0	1	4	6	.155	.180	.259

CAREER FIELDING

PCT	G	TC	PO	A	E	DP
.981	301	106	50	54	2	4

POSTSEASON PITCHING

YEAR	SERIES	TEAM/OPP	W-L	ERA	G	GS	SV	IP	H	R	ER	HR	HB	BB	SO	BB/9	SO/9	AVG
2022	NLCS	NYM vs. SD	0-0	0.00	3	0	1	2.0	2	0	0	0	0	1	3	4.5	13.5	.250
POSTSEASON TOTALS			0-0	0.00	3	0	1	2.0	2	0	0	0	0	1	3	4.5	13.5	.250

WORLD BASEBALL CLASSIC PITCHING

YEAR	TEAM	W-L	ERA	G	GS	SV	IP	H	R	ER	HR	HB	BB	SO	BB/9	SO/9	AVG
2017	PUERTO RICO	2-1	4.20	3	3	0	15.0	11	7	7	3	0	5	12	3.0	7.2	.200
WBC TOTALS		2-1	4.20	3	3	0	15.0	11	7	7	3	0	5	12	3.0	7.2	.200

JORDAN LYLES



JORDAN LYLES #24 | RHP

B/T	HT/WT	BORN (OPENING DAY AGE)	SERVICE TIME
R/R	6-4/235	Oct. 19, 1990 (33) in Hartsville, S.C.	12 years, 2 days
ACQUIRED	RESIDES	CONTRACT STATUS	
Signed as FA, 12/28/22	Columbia, S.C.	Signed through 2024	

ROYAL RUNDOWN

- + 13-year MLB veteran with 8 different teams
- + Career-high 180.0 innings in 2021 with TEX
- + 1 of 11 pitchers w/ 30 GS each year 2021-23
- + MLB debut: 5/31/11 (20 years old)
- + Ranks 3rd in AL in innings pitched since 2021
- + First MLB win: 8/3/11 vs. CIN
- + Career-high 32 starts in 2022 with BAL
- + First MLB save: 8/26/13 at CWS

YEAR	TEAM	W	L	ERA	G	GS	IP	H	R	ER	HR	BB	SO	BB/9	SO/9	AVG
2023	KC	6	17	6.28	31	31	177.2	176	130	124	39	45	120	2.3	6.1	.255
CAREER (13 YRS)		72	107	5.24	352	245	1504.0	1624	950	876	237	491	1,142	2.9	6.8	.274

CAREER HIGHLIGHTS

- + **Jordan Lyles** has played in 13 seasons in his Major League career for eight teams, including Houston (2011-13), Colorado (2014-17), San Diego (2017-18), Milwaukee (2018-19), Pittsburgh (2019), Texas (2020-21), Baltimore (2022) and Kansas City (2023).
- + He is one of 11 pitchers in the Majors with at least 30 starts in each of the last three seasons (2021-23).
- + Lyles 536.2 innings since the start of 2021 rank 3rd in the American League, behind **Gerrit Cole** and **José Berrios**.
- + He's one of four pitchers in the Majors to be charged with 1 error or fewer since 2021 (min. 500.0 IP).
- + He has induced 49 groundball double plays since 2021, tied for 2nd most among American League pitchers behind only **Framber Valdez** (58).
- + Through the first eight seasons of his career (2011-18), only 115 of his 217 big league appearances (53.0%) were starts...but since the 2019 season, 130 of his 135 appearances (96.3%) have been in a starting role.

2023 HIGHLIGHTS

- + In his first season with Kansas City in 2023, Lyles led the Royals with 177.2 innings, which were the most by a Royal since 2017, when **Jason Hammel** had 180.1 innings and **Jason Vargas** had 179.2.
- + Was one of two pitchers who remained on the Royals active roster all season.
- + Completed at least 5.0 innings in 28 of 31 starts.
- + Completed 8.0 innings five times, 2nd most in the Majors behind **Sandy Alcantara** (6) and the most by a Royal since **Jeremy Guthrie** (5) in 2014.
- + Had 4 starts in which he suffered a loss despite completing at least 8.0 innings, while no other pitcher in the Majors had more than 1 such start...Lyles became the first pitcher with 4 such losses since **David Price** in 2014 and the first Royal since **José Rosado** in 1999.
- + The Royals lost each of his 1st 15 starts, a stretch in which Lyles was 0-11 before beating the Rays on June 24 in Tampa Bay...from that point, the Royals went 7-9 in his remaining 16 starts and he was 6-6 over that stretch.
- + Suffered a Majors-most and career-high 17 losses.
- + Allowed a Royals single-season record 39 home runs, 3rd most in the American League in 2023 behind **Lance Lynn** (44) and **Lucas Giolito** (41).
- + Was charged with at least 3 runs in an inning 17 times, which accounted for 67 of the 124 earned runs he allowed for the season...if you set aside those 17 frames, he had a 3.20 ERA in his remaining 160.2 innings.

CAREER HIGHS

STRIKEOUTS (SP)	INNINGS (SP)
12, 5/17/19 at SD	9.0 (3x), last 5/9/23 vs. CWS
STRIKEOUTS (RP)	INNINGS (RP)
5 (2x), last 9/11/20 vs. OAK	7.0 (2x), last 9/7/21 at AZ

STREAKS

SCORELESS	HOMERLESS
19.1 IP 8/28/18 - 4/10/19	43.0 IP 9/14/14 - 4/29/15

MOST COMPLETE GAMES IN MLB IN 2023

PITCHER (TEAM)	CG
T1. Jordan Lyles (KC)	3
T1. Sandy Alcantara (MIA)	3

MOST INNINGS IN AL SINCE 2021

PITCHER	IP
1. Gerrit Cole	591.0
2. José Berrios	553.2
3. Jordan Lyles	536.2

MOST GIDP INDUCED IN AL SINCE 2021

PITCHER	GIDP
1. Framber Valdez	58
T2. Jordan Lyles	49
T2. Martin Pérez	49

> 30 STARTS IN EACH SEASON FROM 2021-23

José Berrios	Lucas Giolito
Dylan Cease	Jordan Lyles
Gerrit Cole	Jordan Montgomery
Patrick Corbin	Charlie Morton
Kevin Gausman	Aaron Nola
Kyle Gibson	

≤ 1 ERROR BY PITCHER SINCE 2021*

PITCHER	E	IP
Lucas Giolito	0	524.2
Logan Webb	1	556.2
Jordan Lyles	1	536.2
Luis Castillo	1	535.0

*min. 500.0 IP

ADDITIONAL CAREER HIGHLIGHTS

- + Lyles led the Orioles with a career-high 32 starts in his only season with Baltimore in 2022, which tied for the 3rd most in the American League.
- + He matched a career high with 12 wins, the most by an Orioles pitcher since **John Means** had 12 in 2019.

JORDAN LYLES (CONT.)

ADDITIONAL CAREER HIGHLIGHTS (CONT.)

+ Lyles recorded a career-best 180.0 innings in **2021** with Texas, which ranked 6th in the American League.

+ In his first season with Texas in **2020**, Lyles went 1-6 with a 7.02 ERA (45 ER in 57.2 IP) in 12 appearances (9 starts), the highest qualified ERA in the Majors.

+ Lyles set a career high with 12 wins in **2019**, when he began the season with Pittsburgh...he went 5-7 with a 5.36 ERA (49 ER in 82.1 IP) in 17 starts with the Pirates, but was traded to Milwaukee at the Trade Deadline, and went 7-1 with a 2.45 ERA (16 ER in 58.2 IP) in 11 starts with the Brewers.

+ Lyles was named Brewers Pitcher of the Month for September **2019**, when he went 3-0 with a 2.39 ERA (7 ER in 26.1 IP) in 5 starts...he was included on the Brewers NL Wild Card Game roster, but did not pitch.

+ He began the **2018** season in San Diego's bullpen, making 13 appearances in relief before joining the starting rotation...Lyles made 8 starts before missing five weeks with right elbow inflammation.

+ Lyles was claimed off waivers by Milwaukee in August **2018**, and finished the season in the Brewers bullpen, but did not appear on their NLDS or NLCS roster.

+ He made Colorado's Opening Day roster in both **2015** and **2016**, but was limited to a career-low 49.0 innings in **2015** due to a sprained left big toe that forced him to miss the last four months of the season.

+ Lyles began the **2014** season with Triple-A Colorado Springs, but was recalled on April 2 and went 5-0 with a 2.66 ERA (15 ER in 50.2 IP) through his first 8 starts.

+ He suffered a fractured left hand while covering home plate on a wild pitch on June 4, **2014**, which forced him to miss two months.

+ In **2013** with Houston, Lyles, at age 22, was the youngest pitcher in the American League to record at least 125.0 innings...he also led the Astros with 7 wins and ranked 2nd with 25 starts.

+ Lyles recorded his first career 10-strikeout game on June 12, **2013** at Seattle...at 22 years, 236 days old, he was the youngest Astro to record a double-digit strikeout game since **Larry Dierker** in 1969.

+ At age 21 in **2012**, he was the youngest regular starting pitcher in the National League and ranked 3rd on the Astros with 25 starts.

+ In his final start of the **2012** season, Lyles recorded his only career shutout, allowing 4 hits and 1 walk in a 7-0 win at Milwaukee...he also hit his 1st career HR in that game, a solo shot off **Mike Fiers**...in 10 years since, only three pitchers have homered and thrown a shutout in the same game (see chart top right).

PITCHERS TO THROW SHUTOUT & HIT HR IN SAME GAME, SINCE 2012

PITCHER (TEAM)	DATE
Noah Syndergaard (NYM)	5/2/19 vs. CIN
Stephen Strasburg (WAS)	8/30/17 vs. MIA
Madison Bumgarner (SF)	6/16/15 vs. WAS
Jordan Lyles (HOU)	9/30/12 at MIL

LYLES' JOURNEY OF JERSEY NUMBERS

SEASON(S)	TEAM	JERSEY NUMBER
2011-12	Houston	41
2013	Houston	18
2014-17	Colorado	24
2017-18	San Diego	27
2018	Milwaukee	25
2019	San Diego	31
2019	Milwaukee	23
2020-21	Texas	24
2022	Baltimore	28
2023-24	Kansas City	24

ADDITIONAL CAREER HIGHLIGHTS (CONT.)

+ Lyles made his Major League debut on May 31, **2011** at Wrigley Field, allowing just 2 runs over 7.0 innings... at 20 years, 224 days old, he was the youngest player in Astros history to make his debut since **Cesar Cedeño** on June 20, 1970 at 19 years and 150 days old...Lyles also recorded his 1st career hit in his debut, a single off **Carlos Zambrano**.

MINOR LEAGUE HIGHLIGHTS

+ He was named Houston's No. 1 prospect, according to *Baseball America*, entering the **2011** season.

+ Lyles was named the Astros Minor League Pitcher of the Year in **2010**, and was named a Texas League midseason and postseason All-Star...he was also selected to the SiriusXM All-Star Futures Game.

+ He led Astros farmhands with 167 strikeouts in **2009**.

+ Lyles was drafted by the Astros in the 1st round, signed with the Astros *and* graduated from high school all on the same day, June 5, **2008**.

MISCELLANEOUS NOTES

+ Jordan lives in Columbia, S.C. with his wife, Breianna.

+ Lyles reached 10 years of Major League service time in September **2021**.

+ Everyone in Jordan's immediate family has a first name that starts with a 'J,' including his three brothers, Justin, Josh and Jake, his sister, Jody and his parents, Jennings and Judy.

+ Lyles, who was born in South Carolina, grew up a Braves fan, and his favorite player was **Chipper Jones**.

+ Attended Hartsville HS (S.C.) and was committed to play baseball at the University of South Carolina before he signed with the Astros in **2008**.

JORDAN LYLES (CONT.)

CAREER TRANSACTIONS

2008: Selected by Houston in the 1st round (38th) of the Draft...**2013:** Acquired by Colorado with OF **Brandon Barnes** from Houston for OF **Dexter Fowler** and a PTBNL, Dec. 3...**2014:** Placed on 15-day IL, fractured big left hand, June 5...transferred to 60-day IL, July 13-Aug. 6...**2015:** Placed on 15-day IL, sprained big left toe, June 1...transferred to 60-day IL, June 17-Nov. 6...**2017:** Designated for assignment by Colorado, July 29...signed by San Diego as a minor league free agent, Aug. 8...signed one-year Major League contract with San Diego, Dec. 17...**2018:** Placed on 10-day IL, right elbow inflammation, June 24-July 29...claimed off waivers by Milwaukee, Aug. 5...signed one-year Major League contract with Pittsburgh, Dec. 17...**2019:** Placed on 10-day IL, right side discomfort, March 28-April 4...placed on 10-day IL, left hamstring tightness, June 10-29...acquired by Milwaukee from Pittsburgh for RHP **Cody Ponce**, July 29...signed two-year Major League contract with Texas, Dec. 13...**2022:** Signed one-year Major League contract with Baltimore, March 12...signed two-year Major League contract with Kansas City, Dec. 28.

CAREER PITCHING

YEAR	TEAM	W-L	ERA	G	GS	IP	H	R	ER	HR	HB	BB	SO	BB/9	SO/9	AVG
2008	Greenville (R)	3-3	3.99	13	13	49.2	44	26	22	4	3	10	64	1.8	11.6	.228
	Tri-City (A)	0-0	6.35	2	2	5.2	7	5	4	2	0	7	4	11.1	6.4	.292
2009	Lexington (A)	7-11	3.24	26	26	144.2	134	56	52	5	14	38	167	2.4	10.4	.247
2010	Corpus Christi (AA)	7-9	3.12	21	20	127.0	133	54	44	10	5	35	115	2.5	8.2	.267
	Round Rock (AAA)	0-3	5.40	6	6	31.2	48	21	19	2	2	11	22	3.1	6.3	.348
2011	Oklahoma City (AAA)	3-3	3.61	12	10	62.1	64	25	25	4	5	17	42	2.5	6.1	.277
	HOUSTON	2-8	5.36	20	15	94.0	107	61	56	14	5	26	67	2.5	6.4	.285
2012	Oklahoma City (AAA)	5-0	3.54	7	7	40.2	41	16	16	2	6	8	33	1.8	7.3	.272
	HOUSTON	5-12	5.09	25	25	141.1	159	97	80	20	5	42	99	2.7	6.3	.279
2013	Oklahoma City (AAA)	2-2	5.32	6	5	23.2	30	15	14	1	0	6	11	2.3	4.2	.313
	HOUSTON	7-9	5.59	27	25	141.2	165	98	88	17	11	49	93	3.1	5.9	.285
2014	Modesto (A)^	0-0	0.00	1	1	3.2	3	0	0	0	0	2	4	4.9	9.8	.214
	Colorado Springs (AAA)^	1-0	0.00	1	0	4.2	3	0	0	0	0	2	4	3.9	7.7	.200
	COLORADO	7-4	4.33	22	22	126.2	127	64	61	12	8	46	90	3.3	6.4	.262
2015	COLORADO	2-5	5.14	10	10	49.0	54	32	28	2	3	19	30	3.5	5.5	.290
2016	Albuquerque (AAA)	4-2	5.44	8	8	44.2	57	33	27	5	3	18	29	3.6	5.8	.322
	COLORADO	4-5	5.83	4	5	58.2	69	46	38	4	4	28	32	4.3	4.9	.291
2017	El Paso (AAA)	1-1	4.50	5	5	20.0	20	11	10	1	1	8	20	3.6	9.0	.260
	COLORADO	0-2	6.94	33	0	46.2	61	37	36	11	4	12	33	2.3	6.4	.316
	SAN DIEGO	1-3	9.39	5	5	23.0	35	24	24	5	0	10	22	3.9	8.6	.343
2018	El Paso (AAA)^	0-2	17.47	2	2	5.2	14	11	11	4	1	2	4	3.2	6.4	.452
	SAN DIEGO	2-4	4.29	24	8	71.1	71	35	34	12	1	19	62	2.4	7.8	.259
	MILWAUKEE	1-0	3.31	11	0	16.1	12	7	6	0	2	9	22	5.0	12.1	.203
2019	Indianapolis (AAA)^	0-0	1.69	1	1	5.1	2	1	1	1	0	3	7	5.1	11.8	.111
	PITTSBURGH	5-7	5.36	17	17	82.1	88	53	49	16	1	33	90	3.6	9.8	.271
	MILWAUKEE	7-1	2.45	11	11	58.2	43	19	16	9	0	22	56	3.4	8.6	.202
2020	TEXAS	1-6	7.02	12	9	57.2	67	49	45	12	2	23	36	3.6	5.6	.285
2021	TEXAS	10-13	5.15	32	30	180.0	194	104	103	38	7	56	146	2.8	7.3	.278
2022	BALTIMORE	12-11	4.42	32	32	179.0	196	94	88	26	8	52	144	2.6	7.2	.276
2023	KANSAS CITY	6-17	6.28	31	31	177.2	176	130	124	39	6	45	120	2.3	6.1	.255
MINOR LEAGUE TOTALS		33-36	3.87	111	106	569.1	600	274	245	41	40	167	526	2.6	8.3	.272
MAJOR LEAGUE TOTALS		72-107	5.24	352	245	1504.0	1624	950	876	237	67	491	1142	2.9	6.8	.274

^Minor league injury rehab

CAREER BATTING

AB	H	2B	3B	HR	RBI	SH	AVG	OBP	SLG
223	25	4	0	2	15	14	.112	.157	.157

CAREER FIELDING

PCT	G	TC	PO	A	E	DP
.948	352	252	81	158	13	11

DANIEL LYNCH IV



DANIEL LYNCH IV #41 | LHP

B/T	HT/WT	BORN (OPENING DAY AGE)	SERVICE TIME
L/L	6-6/215	Nov. 17, 1996 (27) in Newport News, Va.	2 years, 83 days
ACQUIRED	SIGNING SCOUT		OPTION YEARS USED
1st round, 2018 Draft	Jim Farr (Royals)		1/3

ROYAL RUNDOWN

- + Limited to 9 starts in 2023 due to injury
- + First in MLB history to have IV in surname
- + Tied for team lead with 27 starts in 2022
- + 2019 Carolina League midseason All-Star
- + 2019 Arizona Fall League Rising Star
- + First MLB win: 7/25/21 vs. DET

YEAR	TEAM	W	L	ERA	G	GS	IP	H	R	ER	HR	BB	SO	BB/9	SO/9	AVG
2023	KC	3	4	4.64	9	9	52.1	50	29	27	9	16	34	2.8	5.8	.245
CAREER (3 YRS)		11	23	5.18	51	51	252.0	285	154	145	39	99	211	3.5	7.5	.282

CAREER HIGHLIGHTS

- + **Daniel Lynch IV** added the 'IV' to his surname before his July 18, **2023** start vs. Detroit to honor his father, **Daniel Lynch III**, and grandfather, **Daniel Lynch II**...according to *Elias*, he's the first player in Major League history to use IV in his surname.
- + His 211 strikeouts are the 2nd most by a Royals left hander through 51 career appearances, trailing only **Bill Butler's** 217.
- + He has improved his BB/9 and BB% in each of his first three seasons in the Majors since debuting in **2021**, lowering his BB/9 from 4.10 to 3.55 to 2.75, and his BB% from 10.0% to 8.7% to 7.2%.
- + Of the 154 runs he's allowed in his Major League career, 48 of them (31.2%) have come in the 1st inning, in which he owns a 7.82 ERA...from the 2nd inning on, his career ERA is 4.51 (101 ER in 201.1 IP).
- + Only 2 of the 39 homers he's allowed in his career have been hit by left-handed batters.
- + He was the third of five college pitchers selected (34th overall) by the Royals in the first 2 rounds of the **2018** Draft.

2023 HIGHLIGHTS

- + Lynch IV was limited to just 9 starts with the Royals in **2023**...he missed the first 53 games of the season due to a rotator cuff strain suffered a week before Opening Day, and missed the final 66 games of the season with a left shoulder strain.
- + He made 5 rehab appearances across two levels, prior to his return to the Royals, during which he recorded a 3.98 ERA (9 ER in 20.1 IP).
- + Lynch completed at least 5.0 innings in each of his 9 starts with the Royals.
- + Made 1 rehab appearance on Sept. 21 with Triple-A Omaha, before making 1 start with the Surprise Saguaros of the Arizona Fall League, and spent his winter making 5 starts for Leones del Escogido of the Dominican Winter League.
- + Recorded a team-best 31.0 innings over 5 starts in the month of June, after which he was named Royals Pitcher of the Month for the first time in his career.
- + On June 20 at Detroit, he held the Tigers to 1 hit over 7.0 scoreless innings en route to a 1-0 win.
- + In 4 road starts, he recorded a 2.52 ERA (7 ER in 25.0 IP)...in 5 starts at home, he had a 6.59 ERA (20 ER in 27.1 IP).

CAREER HIGHS

STRIKEOUTS	INNINGS
10, 6/17/22 at OAK	8.0, 7/25/21 vs. DET

STREAKS

SCORELESS	HOMERLESS
12.0 IP 4/12/22 - 4/26/22	25.2 IP 6/17/22 - 8/6/22

LYNCH'S WALK RATES BY SEASON

SEASON	BB	IP	BB/9	BB%
2021	31	68.0	4.10	10.0%
2022	52	131.2	3.55	8.7%
2023	16	52.1	2.75	7.2%

LYNCH RUNS ALLOWED IN 1ST INNING

YEAR	GS	TOTAL R	1ST INN	PCT
2021	15	46	20	43.5%
2022	27	79	19	24.0%
2023	9	29	9	31.0%
CAREER	51	154	48	31.2%

ADDITIONAL CAREER HIGHLIGHTS

- + Lynch made 27 starts in **2022**, matching **Kris Bubic** for the team lead, despite two stints on the Injured List with a blister on his left index finger, from June 23-July 11 and July 17-Aug. 1, during which he missed a combined 26 games.
- + He recorded an 8.3 K/9 rate in **2022** (122 K in 131.2 IP), which ranked 10th among Major League left handers (min. 27 starts).
- + Lynch made 15 starts with the Royals in **2021**, becoming the first Royals left hander to start 15 games in his debut season since **Will Smith** (16) in 2012.
- + Lynch had two stints with the Royals in **2021**... he allowed 15 runs in 8.0 innings over his first stint, which lasted 3 starts...he was optioned to Triple-A and returned to Kansas City two months later, then went 4-1 over his next 7 starts with a 2.23 ERA (10 ER in 40.1 IP)...in 5 starts in September, he went 0-3 with an 8.69 ERA (19 ER in 19.2 IP).
- + He earned his 1st big league win on July 25 vs. Detroit, a game in which he threw 8.0 scoreless innings...according to *Elias*, he became the fourth Royal to record at least 8.0 scoreless innings in their 1st win, following **Bryan Bullington** (2010), **Mark Gubicza** (1984) and **Jim Rooker** (1969).

DANIEL LYNCH IV (CONT.)

MINOR LEAGUE HIGHLIGHTS

- + In **2020**, he pitched at the Royals Alternate Training Site in Kansas City and participated in the Royals Postseason Camp at Kauffman Stadium in October.
- + Lynch was named a Carolina League midseason All-Star in **2019**, despite missing two months with a left forearm strain, which prevented him from pitching in the All-Star Game.
- + He had a 22.0-inning scoreless streak from May 8-25, **2019**, including 2 scoreless starts during the week of May 20-27, which earned him Carolina League Pitcher of the Week honors.
- + Lynch went 1-1 with a 3.86 ERA (6 ER in 14.0 IP) and 19 strikeouts (12.2 K/9) in 4 starts in the Arizona Fall League in **2019** and was named a "Rising Star."
- + In his pro debut in **2018**, Lynch posted a 1.58 ERA (9 ER in 51.1 IP) in 12 starts, marking the 2nd-best ERA among Royals farmhands (min. 50.0 IP).

MISCELLANEOUS

- + Daniel resides in Richmond, Va. with his wife, Millie.
- + He attended the University of Virginia, where he recorded 105 strikeouts in 88.2 innings (10.7 K/9) as a junior in **2018**.
- + He made 6 starts for the Orleans Firebirds of the Cape Cod League in **2017**, and went 4-0 with a 2.07 ERA (7 ER in 30.1 IP).
- + Lynch graduated from Douglas Freeman HS (Va.) in **2015** and was named a Perfect Game Honorable Mention All-American following his senior year.

CAREER FIELDING

PCT	G	TC	PO	A	E	DP
.964	51	28	6	21	1	2

CAREER TRANSACTIONS

2018: Selected by Kansas City in the 1st round (34th) of the Draft (Jim Farr)...**2021:** Placed on 10-day IL, right hand contusion, Sept. 30-Oct. 4...**2022:** Placed on 15-day IL, blister on left index finger, June 24-July 11 and July 18-Aug. 1...**2023:** Placed on 15-day IL, left rotator cuff strain, March 30-May 28...placed on 15-day IL, left shoulder strain, July 19...transferred to 60-day IL, Sept. 6-Nov. 2.

CAREER PITCHING

YEAR	TEAM	W-L	ERA	G	GS	SV	IP	H	R	ER	HR	HB	BB	SO	BB/9	SO/9	AVG
2018	Burlington (R)	0-0	1.59	3	3	0	11.1	9	3	2	0	1	2	14	1.6	11.1	.209
	Lexington (A)	5-1	1.58	9	9	0	40.0	35	9	7	1	0	6	47	1.4	10.6	.243
2019	Burlington (R)*	1-0	4.00	2	2	0	9.0	13	4	4	1	0	3	7	3.0	7.0	.361
	Surprise (R)*	0-0	1.00	3	3	0	9.0	6	1	1	0	0	3	12	3.0	12.0	.200
	Wilmington (A+)	5-2	3.10	15	15	0	78.1	76	28	27	4	1	23	77	2.6	8.9	.252
2020	Did not play (no minor league season)																
2021	Omaha (AAA)	4-3	5.84	12	11	0	57.0	74	39	37	10	3	18	62	2.8	9.8	.318
	KANSAS CITY	4-6	5.69	15	15	0	68.0	80	46	43	9	4	31	55	4.1	7.3	.295
2022	Omaha (AAA)*	0-0	3.86	2	2	0	7.0	7	3	3	0	0	3	8	3.9	10.3	.259
	KANSAS CITY	4-13	5.13	27	27	0	131.2	155	79	75	21	5	52	122	3.6	8.3	.290
2023	NW Arkansas (AA)*	0-0	7.71	1	1	0	2.1	4	2	2	1	0	1	6	3.9	23.1	.364
	Omaha (AAA)*	2-0	3.15	5	5	0	20.0	20	7	7	3	0	4	34	1.8	8.1	.245
	KANSAS CITY	3-4	4.64	9	9	0	52.1	50	29	27	9	1	16	34	2.8	5.8	.245
MINOR LEAGUE TOTALS		17-6	3.46	52	51	0	234.0	244	96	90	20	5	63	251	2.4	9.7	.270
MAJOR LEAGUE TOTALS		11-23	5.18	51	51	0	252.0	285	154	145	39	10	99	211	3.5	7.5	.282

*Minor league injury rehab

ROYALS GAMES SCORELESS THROUGH 9 INNINGS

Date	Opponent	Result	Length	Date	Opponent	Result	Length
May 13, 1970	at Cleveland	W 1-0	12 inn.	Aug. 2, 1996	vs. NY Yankees	W 4-3	10 inn.
May 24, 1972	vs. Minnesota	L 1-0	12 inn.	July 18, 2001	vs. Seattle	L 2-0	10 inn.
Aug. 23, 1974	at Milwaukee	L 1-0	13 inn.	April 26, 2007	at Minnesota	L 1-0	11 inn.
June 29, 1976	at Minnesota	W 1-0	10 inn.	June 13, 2008	at Arizona	L 1-0	10 inn.
June 11, 1979	vs. Boston	L 4-0	10 inn.	Aug. 21, 2012	at Tampa Bay	W 1-0	10 inn.
May 23, 1981	vs. Minnesota	W 1-0	15 inn.	Sept. 9, 2012	at White Sox	W 2-1	10 inn.
Sept. 14, 1983	at California	W 1-0	14 inn.	Aug. 13, 2013	vs. Miami	L 1-0	10 inn.
April 10, 1985	vs. Toronto	L 1-0	10 inn.	Sept. 22, 2013	vs. Texas	W 4-0	10 inn.
July 20, 1988	at Milwaukee	W 4-0	13 inn.	Sept. 28, 2015	at Cubs	L 1-0	11 inn.
May 6, 1989	at Milwaukee	L 1-0	10 inn.	April 20, 2017	at Texas	L 1-0	13 inn.
Sept. 19, 1990	at Minnesota	L 1-0	11 inn.	Sept. 18, 2019	at Oakland	L 1-0	11 inn.
April 16, 1992	vs. Oakland	L 1-0	10 inn.	April 9, 2022	vs. Cleveland	W 1-0	10 inn.
July 23, 1992	at Cleveland	L 1-0	14 inn.				



ALEC MARSH			#48	RHP
B/T	HT/WT	BORN (OPENING DAY AGE)	SERVICE TIME	
R/R	6-3/230	May 14, 1998 (25) in Waukesha, Wis.	94 days	
ACQUIRED	SIGNING SCOUT		OPTION YEARS USED	
2nd round, 2019 Draft	Ken Muñoz (Royals)		1/3	

ROYAL RUNDOWN		
+ Made his MLB debut on 6/30/23 vs. LAD	+ Led Royals farmhands with 156 K in 2022	
+ T-5th among rookies in 2023 with 10.3 K/9	+ 2022 All-Star Futures Game selection	
+ First MLB win: 9/13/23 at CWS	+ Pitched in 2021 Arizona Fall League	

YEAR	TEAM	W	L	ERA	G	GS	IP	H	R	ER	HR	BB	SO	BB/9	SO/9	AVG
2023	KC	3	9	5.69	17	8	74.1	77	50	47	16	39	85	4.7	10.3	.266

CAREER HIGHLIGHTS

- + **Alec Marsh** made his Major League debut on June 30, **2023** against the Dodgers and remained on the active roster through the end of the season.
- + He ranked tied for 5th among all rookies (min. 70.0 IP) in **2023** with a 10.3 K/9 (85 strikeouts in 74.1 IP), trailing Tampa Bay's **Taj Bradley**, who led all rookies with an 11.1 K/9...his 24.9% strikeout rate (342 BF) ranked 9th among rookies, behind leader **Kodai Senga**, who posted a 29.1% rate for the Mets.
- + Marsh's 10.3 K/9 in **2023** marked the 2nd highest single-season rate by a rookie in Royals history (min. 70.0 IP), behind only **Scott Barlow's** 11.8 K/9 during his rookie season in 2019...his 24.9% strikeout rate was the 3rd best by a rookie in club history, trailing Barlow's 29.7% in 2019 and **Jim York's** 25.8% in 1971.
- + Selected to SiriusXM All-Star Futures Game in **2022**.
- + His 147 strikeouts at Northwest Arkansas in **2022** set a record for the affiliate and led the Texas League.

2023 HIGHLIGHTS

- + Marsh recorded 85 strikeouts in 74.1 innings to start his career, which are the 2nd most by a Royal over 17 career games, behind **Brady Singer** (87).
- + From his debut on June 30, **2023** through season's end, his 10.3 K/9 ranked 10th in the AL (min. 70.0 IP), trailing leader **Nick Pivetta** (12.6 K/9)...his 24.9 K% in that span ranked 19th among all AL pitchers.
- + In just 17 outings (8 starts) in **2023**, Marsh recorded 180 swings and misses (according to *Baseball Savant*), including 5 outings with at least 15 whiffs...from July 1 through the end of the season, he induced 172 swings and misses, which accounted for 13.8% of his 1,247 total pitches and was tied for the 17th highest rate in the AL in that span (min. 1,000 pitches).
- + Induced 51 swings and misses July **2023** alone, accounting for 11.3% of his total pitches thrown (450)...his 11.3% rate of pitches whiffed on led the Majors in July (min. 400 total pitches), ahead of **Gavin Williams** (9.8%).
- + Made his 3rd career start on July 15 in Game 1 of the Royals split doubleheader vs. the Rays, in which he set career highs in innings (6.0) and strikeouts (11)... his 11 strikeouts marked the most by a Royal within his 1st 3 career outings, breaking the previous mark set by **Runeivs Hernández**, who had 9 strikeouts in his 2nd start on July 20, 2002 (Game 1).
- + On July 15 (G1), he became just the sixth American League pitcher this century to record an 11-strikeout game within his 1st 3 career appearances, following **Kyle Bradish** (May 10, 2022), **Shohei Ohtani** (April 8, 2018), **Chris Archer** (Sept. 8, 2012), **Matt Moore** (Sept. 22, 2011) and **Félix Hernández** (Aug. 15, 2005).

CAREER HIGHS

STRIKEOUTS (SP)	INNINGS (SP)
11, 7/15/23 vs. TB (G1)	6.0, 7/15/23 vs. TB (G1)
STRIKEOUTS (RP)	INNINGS (RP)
9, 8/21/23 at OAK	5.2, 8/21/23 at OAK
STREAKS	HOMERLESS
SCORELESS	HOMERLESS
4.2 IP 8/16/23 - 8/21/23	17.1 9/2/23 - 9/24/23

HIGHEST K/9 BY ROOKIE IN ROYALS HISTORY*

PITCHER	YEAR	K/9
1. Scott Barlow	2019	11.8
2. Alec Marsh	2023	10.3
3. Jim York	1971	9.9

*min. 70.0 IP

HIGHEST K/9 BY MLB ROOKIES IN 2023*

PITCHER	K/9
1. Taj Bradley (TB)	11.1
2. Scott McGough (AZ)	11.0
3. Kodai Senga (NYM)	10.9
4. Eury Perez (MIA)	10.6
T5. Alec Marsh (KC)	10.3
T5. Hunter Brown (HOU)	10.3

*min. 70.0 IP

2023 HIGHLIGHTS (CONT.)

- + Earned his 3rd straight win in the Royals sweep-clinching victory vs. the Astros on Sept. 24, a streak that came on the heels of an 0-8 start to his career through his 1st 13 appearances...his 5 straight losses in 5 starts to begin his career marked the longest career-opening losing streak in Royals history.
- + Yielded a home run in each of his 8 starts in **2023**, which marked the longest streak of starts with a home run allowed to begin a career in Royals history.
- + Opposed the Dodgers in his Majors debut on June 30 and recorded 5 strikeouts, which were the most by a Royal in his Majors debut since **Brady Singer** had 7 strikeouts in his debut on July 25, 2020.

MINOR LEAGUE HIGHLIGHTS

- + Made 25 of his career-high 27 starts in **2022** at Double-A Northwest Arkansas, and led Royals farmhands with 156 strikeouts in 124.1 innings (11.3 K/9).
- + Over an 8-start span from April 30-June 11, **2022**, he recorded 64 strikeouts in 34.1 innings (16.8 K/9).
- + Marsh was limited to 6 starts in **2021** due to injury.

ALEC MARSH (CONT.)

MINOR LEAGUE HIGHLIGHTS (CONT.)

- + He appeared in 1 game with Surprise in the **2021** Arizona Fall League.
- + In **2020**, Marsh pitched for Eastern Reyes del Tigre in the Constellation Energy League, which operated in Texas during July and August...he also participated in the Royals Postseason Camp at Kauffman Stadium in October.
- + Marsh made 13 starts in his pro debut in **2019** and recorded 38 strikeouts to just 4 walks in 33.1 innings, with a 9.5 K/BB ratio.

MISCELLANEOUS NOTES

- + Alec lives in Gilbert, Ariz.

MISCELLANEOUS NOTES (CONT.)

- + He attended Arizona State University, where as a junior in **2019**, he was named to the Golden Spikes Award Midseason Watch List and the Collegiate Baseball Hall of Fame Watch List for National Pitcher of the Year.
- + Marsh graduated from Ronald Reagan HS (Wis.) in **2016**, where he recorded a 1.21 ERA on the mound and batted .470 at the plate as the team captain during his senior season.

CAREER FIELDING

PCT	G	TC	PO	A	E	DP
1.000	17	8	3	5	0	0

CAREER PITCHING

YEAR	TEAM	W-L	ERA	G	GS	SV	IP	H	R	ER	HR	HB	BB	SO	BB/9	SO/9	AVG
2019	Idaho Falls (R)	0-1	4.05	13	13	0	33.1	30	16	15	5	0	4	38	1.1	10.3	.238
2020																	
Did not play (no minor league season)																	
2021	NW Arkansas (AA)	1-3	4.97	6	6	0	25.1	20	14	14	4	1	13	42	4.6	14.9	.217
2022	NW Arkansas (AA)	1-15	7.32	25	25	0	114.1	137	101	93	27	6	54	147	4.3	11.6	.290
	Omaha (AAA)	1-1	1.80	2	2	0	10.0	5	2	2	1	1	5	9	4.5	8.1	.135
2023	NW Arkansas (AA)	3-3	5.32	11	11	0	47.1	51	31	28	4	2	24	56	4.6	10.6	.276
	Omaha (AAA)	2-0	2.40	3	3	0	15.0	13	4	4	1	1	7	19	4.2	11.4	.232
	KANSAS CITY	3-9	5.69	17	8	0	74.1	77	50	47	16	9	39	85	4.7	10.3	.266
MINOR LEAGUE TOTALS		8-23	5.72	60	60	0	245.1	256	168	156	42	11	107	311	3.9	11.4	.264
MAJOR LEAGUE TOTALS		3-9	5.69	17	8	0	74.1	77	50	47	16	9	39	85	4.7	10.3	.266

CAREER TRANSACTIONS

- 2019:** Selected by Kansas City in the 2nd round of the Draft (Ken Muñoz).

ROYALS/MLB DEBUT DATES

Player	Royals Debut	MLB Debut	Player	Royals Debut	MLB Debut
Nick Anderson	-	3/28/19	John McMillon	8/17/23	8/17/23
Dairon Blanco	5/20/22	5/20/22	MJ Melendez	5/3/22	5/3/22
Jonathan Bowlan	9/27/23	9/27/23	Austin Nola	-	6/16/19
Jake Brentz	4/3/21	4/3/21	Vinnie Pasquantino	6/28/22	6/28/22
Kris Bubic	7/31/20	7/31/20	Salvador Perez	8/10/11	8/10/11
Steven Cruz	8/29/23	8/29/23	Nick Pratto	7/14/22	7/14/22
Freddy Fermin	7/15/22	7/15/22	Cole Ragans	7/15/23	8/4/22
Adam Frazier	-	6/24/16	Hunter Renfroe	-	9/21/16
Maikel Garcia	7/15/22	7/15/22	Matt Sauer	-	-
Tyler Gentry	-	-	John Schreiber	-	8/9/19
Garrett Hampson	-	7/21/18	Brady Singer	7/25/20	7/25/20
Carlos Hernández	9/1/20	9/1/20	Will Smith	5/23/12	5/23/12
Kyle Isbel	4/1/21	4/1/21	Chris Stratton	-	5/30/16
Will Klein	-	-	Josh Taylor	4/16/23	5/29/19
Nick Loftin	9/1/23	9/1/23	Nelson Velázquez	8/10/23	5/30/22
Seth Lugo	-	7/1/16	Anthony Veneziano	9/26/23	9/26/23
Jordan Lyles	4/1/23	5/31/11	Michael Wacha	-	5/30/13
Daniel Lynch IV	5/3/21	5/3/21	Drew Waters	8/22/22	8/22/22
Alec Marsh	6/30/23	6/30/23	Bobby Witt Jr.	4/7/22	4/7/22
Michael Massey	7/15/22	7/15/22	Kyle Wright	-	9/4/18
James McArthur	6/28/23	6/28/23	Angel Zerpa	9/30/21	9/30/21

MICHAEL MASSEY



MICHAEL MASSEY #19 | IF

B/T	HT/WT	BORN (OPENING DAY AGE)	SERVICE TIME
L/R	6-1/205	March 22, 1998 (26) in Hazelcrest, Ill.	1 year, 68 days
ACQUIRED	SIGNING SCOUT		OPTION YEARS USED
4th round, 2019 Draft	Scott Melvin (Royals)		0/3

ROYAL RUNDOWN

- + 1 of 3 Royals to hit 15 HR in a season as 2B
- + .993 fielding pct. in 2023 tied for 2B lead
- + 2021 Minor League *Rawlings* Gold Glove (2B)
- + 2021 High-A Central postseason All-Star
- + 2023 Mike Swanson Good Guy Award winner
- + 2021 MiLB.com Organization All-Star

YEAR	TEAM	G	AB	R	H	2B	3B	HR	RBI	BB	SO	SB	CS	AVG	OBP	SLG
2023	KC	129	428	42	98	18	1	15	55	24	99	6	2	.229	.274	.381
CAREER (2 YRS)		181	601	58	140	27	2	19	72	33	145	9	2	.233	.284	.379

CAREER HIGHLIGHTS

- + **Michael Massey** made his Major League debut with the Royals on July 15, **2022** at Toronto, and made the Opening Day roster for the first time in **2023**.
- + Over the last three seasons, Massey has won a Minor League *Rawlings* Gold Glove Award at second base (**2021**), made his Major League debut (**2022**) and tied **Luis Arraez** for the Major League lead in fielding percentage among second baseman (**2023**).

2023 HIGHLIGHTS

- + Massey made the Opening Day roster in **2023** for the first time and hit 15 home runs—all as a second baseman—becoming the third player in Royals history to record at least 15 HR as a second baseman in a season, following Royals Hall of Famer **Frank White** (4 times) and **Whit Merrifield** (2017).
- + Charged with only 3 errors in 453 chances at second base in 2023 for a .993 fielding percentage, which matched **Luis Arraez** for the Major League lead among second basemen.
- + His .993 fielding percentage was the 4th-highest mark by a second baseman in Royals history, trailing only **Frank White** (.994) in 1988, **Mark Grudzielanek** (.994) in 2006 and **José Lind** (.994) in 1993.
- + Had 17 extra-base hits in 79 games through the end of July, but matched that total in 50 games over the final two months of the season.
- + Homered in 3 straight games from Sept. 12-15, becoming the second player in Royals history to homer in 3 straight as a second baseman, following **Carlos Febles** from Aug. 28-30, 2001.
- + Had his 1st career multi-HR game on July 21 at Yankee Stadium, and homered 2 days later in the series finale, becoming the fifth player in Royals history to hit 3 HR in a 3-game series vs. the Yankees, following **John Mayberry** in 1975, **George Brett** in 1980 and 1987, **Bo Jackson** in 1990 and **Chili Davis** in 1997.

ADDITIONAL CAREER HIGHLIGHTS

- + Massey made his Major League debut as a replacement player during Kansas City's series in Toronto from July 14-17, **2022** and returned to the minors after...he was selected on Aug. 3 and remained with Kansas City for the rest of the season.
- + At the time his contract was selected on Aug. 3, **2022**, Massey led all Royals minor leaguers in RBI (77), hits (108), extra-base hits (44) and doubles (28).
- + Massey drew 7 hit-by-pitches in an 11-game span from Aug. 22-Sept. 4, **2022**, setting a club record for any 11-game span...his 8 hit-by-pitches for the season tied for 2nd most among American League rookies.

CAREER HIGHS

HITS	RUNS
3 (5x), last 9/2/23 vs. BOS	3, 8/7/22 vs. BOS
DOUBLES	RBI
2 (3x), last 9/2/23 vs. BOS	4 (2x), last 7/21/23 at NYY
TRIPLES	STOLEN BASES
1 (2x), last 7/9/23 at CLE	1 (9x), last 8/20/23 at CHC
HOME RUNS	WALKS
2, 7/21/23 at NYY	2 (4x), last 9/6/23 vs. CWS

STREAKS

HITTING	ON BASE
7 8/7/22 - 8/15/22	10 4/28/23 - 5/11/23
7 5/3/23 - 5/11/23	9 8/6/23 - 8/15/23

MOST SINGLE-SEASON HR BY ROYAL AS A 2B

PLAYER (YEAR)	HR
T1. Frank White (1985)	22
T1. Frank White (1986)	22
3. Whit Merrifield (2017)	18
T4. Frank White (1984)	17
T4. Frank White (1987)	17
6. Michael Massey (2023)	15

2023 FIELDING PCT. LEADERS AT 2B

PLAYER (TEAM)	FIELDING PCT.
T1. Michael Massey (KC)	.993
T1. Luis Arraez (MIA)	.993
3. Bryson Scott (PHI)	.992

ADDITIONAL CAREER HIGHLIGHTS (CONT.)

- + In the Royals home finale on Sept. 25, **2022**, Massey recorded 2 hits and 4 RBI—a 2-run HR and a 2-run single—as part of Kansas City's 11-run 6th inning that erased a 9-run deficit...in doing so, he became the fifth player in franchise history to record at least 2 hits and 4 RBI in the same inning.

MINOR LEAGUE HIGHLIGHTS

- + He was named Texas League Player of the Week twice, for April 25-May 1, **2022**, a stretch in which he led the league with 19 total bases and 9 RBI, and for the week of May 23-29, when he hit a league-best .481 (13-for-27) in 6 games, including a go-ahead grand slam.
- + In **2021**, he was named a Minor League *Rawlings* Gold Glove Award winner at second base, and along with fellow Royals farmhand **Nick Pratto**, they became the seventh and eighth Royals ever to be awarded with Minor League *Rawlings* Gold Gloves.

MICHAEL MASSEY (CONT.)

MINOR LEAGUE HIGHLIGHTS (CONT.)

- + In his first full professional season in **2021**, Massey was named a High-A Central postseason All-Star, an MiLB.com Organization All-Star and led Quad Cities to the High-A Central championship.
- + He led Quad Cities in **2021** in home runs (21), RBI (87), hits (112) and doubles (27) in 99 games, and his .882 OPS finished 2nd in the High-A Central.
- + Massey was named High-A Central Player of the Month for July **2021**, when he hit .300 with 8 HR and 28 RBI.

CAREER WALK OFFS (1)

DATE/OPPONENT	PLAY/PITCHER (INN.)
+ 5/28/23 vs. WAS	1B off Kuhl (9th)

CAREER HR HIGHLIGHTS

MULTI-HR GAMES (1)	PITCHER(S)
+ 7/21/23 at NYY (2)	Clarke Schmidt & Tommy Kahnle

CAREER TRANSACTIONS

2019: Selected by Kansas City in the 4th round of the Draft (Scott Melvin)...**2023:** Placed on 10-day IL, left hand laceration, June 18-July 4.

CAREER BATTING

YEAR	TEAM	G	AB	R	H	2B	3B	HR	RBI	SF	HB	BB	SO	SB	CS	AVG	OBP	SLG	OPS
2019	Burlington (R)	42	173	32	47	7	0	5	25	1	5	13	28	4	0	.272	.339	.399	.738
2020	Did not play (no minor league season)																		
2021	Quad Cities (A+)	99	388	76	112	27	2	21	87	7	8	33	68	12	2	.289	.351	.531	.882
2022	NW Arkansas (AA)	54	220	36	67	15	0	9	48	6	1	21	54	9	2	.305	.359	.495	.854
	Omaha (AAA)	33	126	21	41	13	0	7	29	2	2	13	35	4	0	.325	.392	.595	.987
	KANSAS CITY	52	173	16	42	9	1	4	17	2	8	9	46	3	0	.243	.307	.376	.683
2023	Omaha (AAA)*	3	11	2	2	1	0	0	0	0	1	3	0	0	0	.182	.250	.273	.523
	KANSAS CITY	129	428	42	98	18	1	15	55	4	4	24	99	6	2	.229	.274	.381	.655
MINOR LEAGUE TOTALS		231	918	167	269	63	2	42	189	16	16	81	188	29	4	.293	.355	.503	.858
MAJOR LEAGUE TOTALS		181	601	58	140	27	2	19	72	6	12	33	145	9	0	.233	.284	.379	.663

*Minor league injury rehab

CAREER FIELDING

YEAR	POSITION	PCT	G	GS	INN	TC	PO	A	E	DP
2022	SECOND BASE	.982	48	46	401.2	222	95	123	4	37
	THIRD BASE	1.000	1	1	8.0	1	0	1	0	0
2023	SECOND BASE	.993	118	104	906.0	453	193	257	3	71
CAREER TOTALS (2B)		.990	166	150	1307.2	675	288	380	7	108
CAREER TOTALS (3B)		1.000	1	1	8.0	1	0	1	0	0

MIKE SWANSON GOOD GUY AWARD

The "Good Guy" Award was established in 2019 by the Kansas City Chapter of the Baseball Writers' Association of America to annually honor the Royal who best exemplifies a cooperative spirit with the beat writers who cover the team.

In 2020, the Award was re-named in honor of **Mike Swanson**, the Royals longtime Vice President of Communications and Broadcasting, who retired following the 2021 season after a 43-year career in Major League Baseball.

Pictured to the right is MLB.com writer and Vice President of the Kansas City BBWAA **Anne Rogers** and Royals second baseman **Michael Massey**, recipient of the 2023 Mike Swanson Good Guy Award.

MISCELLANEOUS NOTES

- + Massey resides in Palos Park, Ill.
- + When Kansas City selected Massey in the 4th round in **2019**, he became the highest-drafted infielder in the history of the Illinois baseball program.
- + He was named Illinois Athletics Male Athlete of the Year finalist and the "Best Pure Hitter" in the Big Ten by *Baseball America* in **2019**.
- + As a junior at the University of Illinois in **2019**, he was named All-Big Ten First Team as a second baseman, batting .317 with a team-high 69 hits in 55 games.
- + He went 60 consecutive games without committing an error from April 22, **2017**-May 12, **2018**...he was named ABCA/*Rawlings* Gold Glove Award winner at second base in **2018**, becoming the first Illini ever to win the award.
- + Massey graduated in **2016** from Brother Rice HS (Ill.), where he was a three-year letter winner and team captain as a senior.



MIKE SWANSON GOOD GUY AWARD WINNERS

Annual honor to the Royal who best exemplifies a cooperative spirit with the beat writers who cover the team

Whit Merrifield	2019	Whit Merrifield	2021	Michael Massey	2023
Mike Swanson	2020	Nicky Lopez	2022		

JAMES McARTHUR



JAMES McARTHUR #66 | RHP

B/T	HT/WT	BORN (OPENING DAY AGE)	SERVICE TIME
R/R	6-7/230	12/11/96 (27) in New Braunfels, Texas	150 days
ACQUIRED	SIGNING SCOUT	OPTION YEARS USED	
Trade with PHI, 5/8/23	Mike Stauffer (Phillies)	2/3	

ROYAL RUNDOWN

- + Royals Pitcher of the Month Sept./Oct. 2023
- + MLB Debut: 6/28/23 vs. CLE
- + Ended 2023 with 16.1-inning scoreless streak
- + First MLB win: 9/16/23 vs. HOU
- + Son of Greg, a 4-year minor league veteran
- + First MLB save: 9/18/23 vs. CLE

YEAR	TEAM	W	L	ERA	G	GS	IP	H	R	ER	HR	BB	SO	BB/9	SO/9	AVG
2023	KC	1	0	4.63	18	2	23.1	20	12	12	2	2	23	0.8	8.9	.235

CAREER HIGHLIGHTS

+ **James McArthur** was acquired by Kansas City from Philadelphia on May 8, **2023** for minor league outfielder **Junior Marin** and cash, and made his Major League debut on June 28.

+ McArthur began the **2022** season with Double-A Reading and made 13 starts before being placed on the Injured List with a right posterior elbow impingement...was transferred to the 60-day IL on June 29, and spent the remainder of the year injured.

+ Following the **2021** season, he was rated by *Baseball America* as having the best curveball in the Phillies minor league system.

+ Pitched for Peoria in the **2021** Arizona Fall League.

+ Pitched in the Florida Instructional League in **2020**.

+ Combined to post a 0.54 ERA (2 ER in 33.1 IP) in his professional debut in **2018** with a 0.81 WHIP, a .145 opponents' batting average and no home runs allowed across three levels.

+ Was signed by Phillies scout, **Mike Stauffer**, after being selected by Philadelphia in the 12th round of the **2018** Draft...Stauffer also signed All-Star **Aaron Nola** out of Louisiana State University in 2014.

2023 HIGHLIGHTS

+ Began the **2023** season at Triple-A Lehigh Valley in the Phillies organization, was traded to Kansas City on May 8 and ended the season with the Royals.

+ Made his Majors debut on June 28 vs. Cleveland and was charged with 7 runs on 6 hits in 1.0 inning and was optioned to Triple-A Omaha two days later.

+ After allowing 7 runs in his debut, he pitched to a 2.01 ERA (5 ER in 22.1 IP) in 17 appearances (2 starts) over his final three stints with the Royals.

+ Named Royals Pitcher of the Month for September/October after going 1-0 with 4 saves in 12 outings, while holding opponents scoreless in 16.1 innings and to a 0.96 average (5-for-52).

+ His September was the sixth month in franchise history in which a pitcher had at least 14.0 innings and no runs allowed, following **Matt Strahm** (Aug. 2016), **Wade Davis** (Aug. 2014), **Rusty Meacham** (June 1994), **Jeff Montgomery** (June 1992) and **Larry Gura** (Sept. 1976).

+ Finished the season with 16.1 consecutive scoreless innings, the 6th-longest active scoreless streak in the Majors.

+ His .096 opponents' average from Sept. 1 through seasons' end led the Majors (min. 16.0 IP).

CAREER HIGHS

STRIKEOUTS	INNINGS
4, 10/1/23 vs. NYY	2.0 (3x), last 10/1/23 vs. NYY

STREAKS

SCORELESS	HOMERLESS
16.1 IP* 9/2/23 - 10/1/23	16.1 IP* 9/2/23 - 10/1/23
*active entering 2024	

McARTHUR WITH THE ROYALS IN 2023

DATES	IP	ER	ERA	K	BB
June 28 (MLB Debut)	1.0	7	63.00	0	1
Aug. 6-Oct. 1	22.1	5	2.01	23	1

LONGEST SCORELESS STREAKS TO END 2023

PLAYER (TEAM)	IP
1. Bryan Abreu (HOU)	27.2
2. Brusdar Graterol (LAD)	25.0
T3. Chris Martin (BOS)	19.0
T3. Blake Snell (SD)	19.0
T3. Sam Moll (CIN)	19.0
6. James McArthur (KC)	16.0

2023 HIGHLIGHTS (CONT.)

+ Retired 48 of 53 batters following his Sept. 1 recall, including 23 consecutive batters from Sept. 9-22 before **Jose Altuve** singled to snap the streak, which fell 10 shy of the franchise record of consecutive batters retired, set by **Steve Busby** in 1974 (*Elias*).

+ Over his last 7 outings—in which the Royals went 7-0—he recorded his 1st Major League win and his 1st 4 saves.

MISCELLANEOUS NOTES

+ James resides in Castle Rock, Colo., with his wife, Kate, and his two children: his daughter, Lennie, and his son, Maddox...his father, Greg, played four seasons in Baltimore's minor league system from 1978-82.

+ Pitched for three seasons at Ole Miss from **2016-18**, where he earned Louisville Slugger Freshman All-American honors by *Collegiate Baseball*.

+ Pitched to a 3.10 ERA (10 ER in 29.0 IP) in 7 starts for Falmouth in the **2017** Cape Cod League, where he was teammates with **Alec Bohm**, **Trevor Larnach** and **Adley Rutschman**.

+ Was teammates with Marlins C **Nick Fortes** (2016-18) and Athletics RHP **Chad Smith** (2016) at Ole Miss.

+ Graduated from New Braunfels HS in New Braunfels, Texas, in **2015**, where he lettered in three years and was named **2015** Honorable Mention All-American and First Team All-Region (Texas) by Perfect Game... also lettered in basketball at NBHS.

JAMES McARTHUR (CONT.)

CAREER TRANSACTIONS

2018: Selected by Philadelphia in 12th round of the Draft (Mike Stauffer)...**2022:** Placed on IL, right elbow stress reaction, June 22-28...transferred to 60-day IL, June 29-Nov. 10...**2023:** Acquired by Kansas City from Philadelphia for OF **Junior Marin** and cash considerations, May 8.

CAREER PITCHING

YEAR	TEAM	W-L	ERA	G	GS	SV	IP	H	R	ER	HR	HB	BB	SO	BB/9	SO/9	AVG
2018	GCL Phillies West (R)	0-0	0.00	1	0	0	1.0	1	0	0	0	0	0	2	0.0	18.0	.250
	Williamsport (A)	2-0	0.64	8	5	0	28.1	15	2	2	0	1	10	31	3.2	9.9	.158
	Lakewood (A)	0-0	0.00	1	1	0	4.0	0	0	0	0	0	1	2	2.3	4.5	.000
2019	Lakewood (A)	0-6	6.00	18	6	0	54.0	47	39	36	4	4	32	61	5.3	10.2	.237
	Clearwater (A+)	3-1	3.03	7	7	0	29.2	26	10	10	3	1	16	30	4.9	9.1	.239
2020		Did not play (no minor league season)															
2021	Jersey Shore (A+)	0-0	0.00	1	0	1	4.0	1	0	0	0	1	1	5	2.3	11.3	.077
	Reading (AA)	2-6	4.48	19	15	0	74.1	74	41	37	9	8	23	78	2.8	9.4	.258
2022	Reading (AA)	2-6	5.05	13	13	0	57.0	66	39	32	10	4	26	65	4.1	10.3	.289
2023	Lehigh Valley (AAA)	0-2	7.31	5	4	0	16.0	20	13	13	3	2	7	15	3.9	8.4	.308
	Omaha (AAA)	2-1	3.98	23	2	1	40.2	31	19	18	3	4	21	57	4.7	12.6	.201
	KANSAS CITY	1-0	4.63	18	2	4	23.1	20	12	12	2	1	2	23	0.8	8.9	.235
MINOR LEAGUE TOTALS		11-22	4.31	96	53	2	309.0	281	163	148	32	25	137	346	4.0	10.1	.241
MAJOR LEAGUE TOTALS		1-0	4.63	18	2	4	23.1	20	12	12	2	1	2	23	0.8	8.9	.235

CAREER FIELDING

PCT	G	TC	PO	A	E	DP
1.000	18	6	2	4	0	0

ROYALS ROSTER BY UNIVERSITY/COLLEGE

Player	School	Player	School
Nick Anderson	Mayville State University*	James McArthur	University of Mississippi
Jonathan Bowlan	University of Memphis	John McMillon	Texas Tech University
Kris Bubic	Stanford University	Austin Nola	Louisiana State University
Adam Frazier	Mississippi State University	Vinnie Pasquantino	Old Dominion University
Tyler Gentry	University of Alabama	Hunter Renfroe	Mississippi State University
Garrett Hampson	California State University, Long Beach	John Schreiber	University of Northwestern Ohio%
Kyle Isbel	University of Nevada, Las Vegas	Brady Singer	University of Florida
Will Klein	Eastern Illinois University	Will Smith	Gulf Coast Community College
Nick Loftin	Baylor University	Chris Stratton	Mississippi State University
Seth Lugo	Centenary College of Louisiana	Josh Taylor	Georgia College & State University**
Daniel Lynch IV	University of Virginia	Anthony Veneziano	Coastal Carolina University
Alec Marsh	Arizona State University	Michael Wacha	Texas A&M University
Michael Massey	University of Illinois	Kyle Wright	Vanderbilt University

*also attended St. Cloud State University; %also attended Henry Ford Community College; **also attended Scottsdale Community College.

JOHN McMILLON



JOHN McMILLON

#58 | RHP

B/T	HT/WT	BORN (OPENING DAY AGE)	SERVICE TIME
L/R	6-3/230	1/27/98 (26) in Lufkin, Texas	47 days
ACQUIRED	SIGNING SCOUT	OPTION YEARS USED	
Signed as MiLB FA, 6/23/20	Chad Lee (Royals)	0/3	

ROYAL RUNDOWN

- + Began 2023 in Low-A and ended it in Majors
- + 2023 MiLB.com Organization All-Star
- + Had 99 K in 55.1 IP across 4 levels in 2023
- + MLB Debut: 8/17/23 vs. SEA
- + Missed last 28 games of 2023 due to injury
- + 168 K in 99.1 IP in 3-year minors career

YEAR	TEAM	W	L	ERA	G	GS	IP	H	R	ER	HR	BB	SO	BB/9	SO/9	AVG
2023	KC	0	0	2.25	4	0	4.0	1	1	1	1	0	8	0.0	18.0	.077

CAREER HIGHLIGHTS

- + **John McMillon** was selected by Kansas City on Aug. 16, **2023** and made his Major League debut the following day.
- + Recorded only 48.0 innings over 39 appearances from **2021-22**, but had 77 strikeouts (14.4 K/9).
- + Signed with the Royals as an undrafted free agent in **2020**...was selected by Tampa Bay in the 21st round of the **2016** Draft and by Detroit in the 11th round of the **2019** Draft, but did not sign.

2023 HIGHLIGHTS

- + Pitched at four different levels in **2023**, starting at Low-A Columbia before making his Major League debut on Aug. 17.
- + Recorded a 2.10 ERA (12 ER in 51.1 IP) with 91 strikeouts (45.3 K%) in 37 outings between Low-A Columbia, High-A Quad Cities and Double-A Northwest Arkansas.

2023 HIGHLIGHTS (CONT.)

- + Across all four levels—including the Majors—he recorded 99 strikeouts in 55.1 innings for a 16.1 K/9.
- + Allowed a solo home run to **Cal Raleigh** in his Majors debut on Aug. 17 vs. Seattle, but retired all 9 batters he faced over his final 3 appearances before suffering a season-ending right forearm strain.
- + Struck out 8 of the 13 batters he faced (61.5%) with Kansas City.

MISCELLANEOUS NOTES

- + John lives in Jasper, Texas.
- + Attended Texas Tech University from **2017-20**, where he recorded a 1.75 ERA (5 ER in 25.2 IP) and hit 8 HR in 77 plate appearances as a freshman.
- + Graduated from Jasper High School (Texas) in **2016**, when he was the No. 1 overall *catcher* in the state of Texas by Perfect Game...was also a three-year letterman on the football team.

CAREER TRANSACTIONS

2020: Signed by Kansas City as an undrafted free agent, June 23 (Chad Lee)...**2023:** Placed on 15-day IL, right forearm strain, Aug. 30-Oct. 2.

CAREER PITCHING

YEAR	TEAM	W-L	ERA	G	GS	SV	IP	H	R	ER	HR	HB	BB	SO	BB/9	SO/9	AVG
2021	ACL Royals Blue (R)	0-1	6.52	6	1	0	9.2	10	8	7	1	1	6	18	5.6	16.8	.256
	ACL Royals Gold (R)	0-0	9.82	3	0	0	3.2	5	4	4	2	0	3	7	7.4	17.2	.313
	Columbia (A)	0-0	7.36	4	0	0	3.2	1	3	3	1	1	4	7	9.8	17.2	.083
2022	Columbia (A)	1-2	6.10	26	0	0	31.0	17	23	21	2	1	38	45	11.0	13.1	.167
	Columbia (A)	1-0	3.38	9	0	4	10.2	4	4	4	0	0	6	21	5.1	17.7	.108
2023	Quad Cities (A+)	3-1	2.70	13	0	1	20.0	8	6	6	1	1	8	40	3.6	18.0	.119
	NW Arkansas (AA)	3-2	0.87	15	0	5	20.2	12	4	2	0	0	11	30	4.8	13.1	.171
	KANSAS CITY	0-0	2.25	4	0	0	4.0	1	1	1	1	0	0	8	0.0	18.0	.077
	MINOR LEAGUE TOTALS	8-6	4.26	76	1	10	99.1	57	52	47	7	4	76	168	6.9	15.2	.166
MAJOR LEAGUE TOTALS	0-0	2.25	4	0	0	4.0	1	1	1	1	0	0	8	0.0	18.0	.077	

MJ MELENDEZ



MJ MELENDEZ #1 | OF

B/T	HT/WT	BORN (OPENING DAY AGE)	SERVICE TIME
L/R	6-1/195	Nov. 29, 1998 (25) in Daytona Beach, Fla.	1 year, 153 days
ACQUIRED		SIGNING SCOUT	OPTION YEARS USED
2nd round, 2017 Draft		Alex Mesa (Royals)	1/3

ROYAL RUNDOWN

- + Most BB by Royal through 1st 2 seasons (128)
- + 2019 Frank White Defensive Player of the Year
- + Led Minor League Baseball with 41 HR in 2021
- + 2019 Carolina League midseason All-Star
- + 2021 Double-A Central Most Valuable Player
- + 2018 Mike Sweeney Award winner
- + 2021 Double-A postseason All-Star
- + 2018 South Atlantic League midseason All-Star

YEAR	TEAM	G	AB	R	H	2B	3B	HR	RBI	BB	SO	SB	CS	AVG	OBP	SLG
2023	KC	148	533	65	125	29	5	16	56	62	170	6	4	.235	.316	.398
CAREER (2 YRS)		277	993	122	225	50	8	34	118	128	301	8	7	.227	.314	.396

CAREER HIGHLIGHTS

- + **MJ Melendez** is one of 10 players in the Divisional Era (since 1969) with at least 40 extra-base hits and 60 walks in each of his first two seasons in the Majors.
- + His 92 extra-base hits are the 3rd most by a Royal through two seasons, trailing teammate **Bobby Witt Jr.** (126) and **Alex Gordon** (107).
- + His 128 walks are the most by a Royal through two seasons, ahead of **Alex Gordon** (107), and are the 2nd most since 2022 among all players 24 or younger, trailing only **Juan Soto** (267).
- + His 34 career HR have traveled an average 411 ft., tied for the 2nd-largest average in the Majors since **2022** (min. 30 HR), behind **Shohei Ohtani** (416 ft.).
- + He won the **Joe Bauman** Award in **2021**, which is given to Minor League Baseball's home run leader... Melendez hit 41 HR in 2021, becoming the 3rd Royal to earn the honor since it was first presented in 2002.

2023 HIGHLIGHTS

- + In his second season in the Majors in **2023**, Melendez ranked 2nd on the Royals with 148 games, including 10 games (7 starts) at catcher, 1 game at first base, 58 games (55 starts) in left field and 72 games (68 starts) in right field...as a rookie in **2022**, he made 65 of his 124 starts (52.4%) at catcher.
- + In 84 games before the All-Star break, he hit .206 (63-for-306) with a .622 OPS...in 64 games after the break, he hit .273 (62-for-227) with an .836 OPS.
- + Of his 16 HR in **2023**, 10 came at Kauffman Stadium, where he's hit 21 of his 34 career HR (61.8%).
- + Tied for 3rd in the American League with 11 outfield assists, trailing only **Teoscar Hernández** (12) and **Alex Verdugo** (12), and was responsible for 30% of Kansas City's American League-leading 37 outfield assists.

ADDITIONAL CAREER HIGHLIGHTS

- + Melendez made his Major League debut on May 2, **2022** vs. St. Louis and spent the rest of the season with the Royals...he ranked among baseball's rookie leaders in walks (66, 1st), home runs (18, 6th), RBI (62, 6th), extra-base hits (42, 6th) and total bases (181, 7th).
- + Melendez appeared in 129 games (124 starts) with the Royals in his **2022** debut season, including starts at catcher (65), left field (22), right field (15) and DH (22).
- + Only eight other first-year players in American League history have matched his combination of HR (18) and walks (66) in a single season, most recently done by **Eric Hinske** in 2002...Melendez is the only first-year player to hit those marks while playing at least 50% of his games at catcher.

CAREER HIGHS

HITS	RUNS
3 (9x), last 9/2/23 vs. BOS	4, 9/17/22 at BOS
DOUBLES	RBI
2 (3x), last 5/17/23 at SD	6, 8/7/22 vs. BOS
TRIPLES	STOLEN BASES
1 (8x), last 9/18/23 vs. CLE	2, 6/22/23 at TB
HOME RUNS	WALKS
2 (2x), last 8/9/23 at BOS	3 (2x), last 9/20/23 vs. CLE
HITTING	ON BASE
8 7/22/22 - 7/29/22	16 4/30/23 - 5/17/23
8 8/4/23 - 8/12/23	13 6/7/22 - 6/21/22
8 8/15/23 - 8/22/23	10 7/22/22 - 7/31/22

≥ 40 XBH & 60 BB IN EACH OF FIRST 2 SEASONS

PLAYER (TEAM)	YEARS
Alvin Davis (SEA)	1984-85
Jeff Bagwell (HOU)	1991-92
Pat Burrell (PHI)	2000-01
Albert Pujols (STL)	2001-02
Hideki Matsui (NYY)	2003-04
Kris Bryant (CHC)	2015-16
Cody Bellinger (LAD)	2017-18
Juan Soto (WAS)	2018-19
Adley Rutschman (BAL)	2022-23
MJ Melendez (KC)	2022-23

*since 1969

LONGEST AVG. HR DISTANCE IN AL SINCE 2022*

PLAYER (TEAM)	HR	AVG DIST
1. Shohei Ohtani (LAA)	78	416 ft.
T2. MJ Melendez (KC)	34	411 ft.
T2. Bobby Witt Jr. (KC)	50	411 ft.
T2. Mike Trout (LAA)	58	411 ft.
T2. Ryan Mountcastle (BAL)	40	411 ft.
6. Aaron Judge (NYY)	99	410 ft.

*min 30 HR

MOST WALKS, AGE 24 OR YOUNGER SINCE 2022

PLAYER (TEAM)	PA	BB
1. Juan Soto (WAS/SD)	1,372	267
2. MJ Melendez (KC)	993	128

MELENDEZ'S 2023 1ST HALF VS. 2ND HALF

	H	AB	AVG	OBP	SLG	OPS
Pre ASB	63	306	.206	.289	.333	.622
Post ASB	62	227	.273	.352	.485	.836

MJ MELENDEZ (CONT.)

ADDITIONAL CAREER HIGHLIGHTS

+ Melendez's 66 walks in **2022** ranked 3rd among rookies in Royals history behind **Mike Fiore's** 84 in 1969 and **Kevin Seitzer's** 80 in 1987.

+ On May 17, **2022** vs. the White Sox, Melendez became the third Royal in the last 40 years, according to *Elias*, to start both games at catcher in a doubleheader.

+ Melendez hit 4 leadoff home runs in **2022**, passing **David DeJesus** (3 in 2004) for the most by a Royals rookie...only three rookies in American League history have hit more leadoff HR than Melendez: **Nomar Garciaparra** (7) in 1997, **Mike Trout** (5) in 2012 and **Julio Rodríguez** (5) in 2022.

+ He hit a leadoff triple on July 12, **2022** vs. Detroit, becoming the third catcher since 1915 to record a leadoff triple, following **Craig Biggio** on Sept. 12, 1991 and **Rollie Hemsley** on June 27, 1939.

+ His leadoff HR on Sept. 28, **2022** was his 1st as a catcher, making him the 10th player (16th occurrence) since 1915 to record a leadoff HR as a catcher.

+ On Aug. 7, **2022** vs. Boston, Melendez recorded a career-best 6 RBI, becoming the fourth Royal with a 6-RBI game from the leadoff spot, following **Whit Merrifield** on June 18, 2019, **Brian McRae** on July 14, 1991 and **Willie Wilson** on June 15, 1979.

+ On Sept. 17, **2022** at Fenway Park, Melendez went 3-for-5 with 4 runs, becoming the first catcher in franchise history to score 4 runs in a game.

MINOR LEAGUE HIGHLIGHTS

+ Melendez led Minor League Baseball with 41 HR in **2021**, 2nd most in a single season by a Royals farmhand, trailing only **Chris Hatcher's** 46 in 1998.

+ Melendez's 41 HR in **2021** were the most in the minors since **Kris Bryant** hit 43 in 2014, and he was the first primary catcher to hit at least 40 HR in the minors since **Todd Greene** hit 40 in 1995.

+ In addition to leading the minors in HR in **2021**, Melendez ranked 2nd in RBI (103), 3rd in slugging percentage (.625), OPS (1.011) and total bases (280) and 4th in extra-base hits (66), and earned Double-A Central Most Valuable Player honors.

+ He was named the Double-A Central Most Valuable Player in **2021** and a postseason All-Star.

+ He hit 18 HR during a 40-game stretch from July 2-Aug. 18, **2021**, he didn't go more than 3 games without a HR.

+ In **2020**, Melendez spent the season as the Alternate Training site in Kansas City, and also participated in the Postseason Camp at Kauffman Stadium.

+ He was named a Carolina League midseason All-Star in **2019**, when he threw out 36 of 60 would-be basestealers (60.0%) and was the only catcher in the league with a rate above 50% (min. 10 attempts).

CAREER BATTING

YEAR	TEAM	G	AB	R	H	2B	3B	HR	RBI	SF	HB	BB	SO	SB	CS	AVG	OBP	SLG	OPS
2017	ACL Royals (R)	47	168	25	44	8	3	4	30	0	4	26	60	4	2	.262	.374	.417	.791
2018	Lexington (A)	111	419	52	105	26	9	19	73	6	4	43	143	4	6	.251	.322	.492	.814
2019	Wilmington (A+)	110	363	34	59	23	2	9	54	4	5	44	165	7	5	.163	.260	.311	.571
2020		Did not play (no minor league season)																	
2021	NW Arkansas (AA)	79	298	58	85	18	0	28	65	5	1	43	76	2	4	.285	.372	.628	1.000
	Omaha (AAA)	44	150	37	44	4	3	13	38	2	0	32	39	1	2	.263	.374	.620	1.033
2022	Omaha (AAA)	21	78	7	13	4	0	2	6	0	0	13	22	3	0	.167	.286	.295	.581
	KANSAS CITY	129	460	57	100	21	3	18	62	7	1	66	131	2	3	.217	.313	.393	.706
2023	KANSAS CITY	148	533	65	125	29	5	16	56	4	3	62	170	6	4	.235	.316	.398	.714
MINOR LEAGUE TOTALS		412	1476	213	350	83	17	75	266	17	14	201	505	21	19	.237	.331	.469	.800
MAJOR LEAGUE TOTALS		277	993	122	225	50	8	34	118	11	4	128	301	8	7	.227	.314	.396	.710

MOST LEADOFF HR BY ROOKIE, AL HISTORY

PLAYER (YEAR)	LEADOFF HR
1. Nomar Garciaparra (1997)	7
T2. Mike Trout (2012)	5
T2. Julio Rodríguez (2022)	5
4. MJ Melendez (2022)	4

ROYALS TO START AT CATCHER IN BOTH GAMES OF DOUBLEHEADER, LAST 40 YEARS

PLAYER	DATE/OPP
Don Slaught	9/24/84 vs. CAL
Henry Mercedes	8/21/95 at MIL
MJ Melendez	5/17/22 vs. CWS

CATCHERS TO HIT LEADOFF TRIPLE SINCE 1915

PLAYER (TEAM)	DATE/OPP
Rollie Hemsley (CLE)	6/27/39 vs. DET
Craig Biggio (HOU)	9/12/91 vs. LAD
MJ Melendez (KC)	7/12/22 vs. DET

ROYALS TO LEAD MINOR LEAGUES IN HR

PLAYER (YEAR)	HR
Craig Brazel (2007)	39
Mike Moustakas (2010)	36
MJ Melendez (2021)	41

MINOR LEAGUE HIGHLIGHTS (CONT.)

+ Melendez was named co-Player of the Year at Low-A Lexington in **2018**, in addition to being named a South Atlantic League All-Star and an MiLB.com Organization All-Star.

+ In **2018**, he ranked 3rd in the South Atlantic League in triples (9), 4th in RBI (73), 5th in HR (19), total bases (206) and slugging percentage (.492).

MISCELLANEOUS NOTES

+ **Mervyl Melendez Jr.** resides in Miami, Fla.

+ Melendez played for Team Puerto Rico in the **2023** World Baseball Classic.

+ He won the **2021** Derby in Paradise, a Home Run Derby on a beach in the Bahamas, in which 35 players hit homers into the ocean.

+ He graduated from Westminster Christian HS (Fla.), after transferring from his Alabama HS to play closer to his father, Mervyl Sr., who was the Head Coach at Florida International University.

CAREER HR HIGHLIGHTS

MULTI-HR GAMES (2)	PITCHER(S)
+ 7/4/22 at HOU (2)	Jake Odorizzi & Phil Maton
+ 8/9/23 at BOS (2)	Nick Pivetta

MJ MELENDEZ (CONT.)

CAREER FIELDING

YEAR	POSITION	PCT	G	GS	INN	TC	PO	A	E	DP	PB	SB	CS	SB%
2022	CATCHER	.990	78	65	578.1	499	467	27	5	3	6	29	11	72.5%
	LEFT FIELD	.957	23	23	197.2	47	43	2	2	0	-	-	-	-
	RIGHT FIELD	1.000	15	14	114.0	24	24	0	0	0	-	-	-	-
2023	CATCHER	.988	10	7	68.2	82	80	1	1	0	2	5	0	100%
	FIRST BASE	.000	1	0	1.0	0	0	0	0	0	-	-	-	-
	LEFT FIELD	.972	58	55	453.0	106	96	7	3	1	-	-	-	-
	RIGHT FIELD	.968	72	68	589.2	157	148	4	5	0	-	-	-	-
CAREER TOTALS (C)		.990	88	72	647.0	581	547	28	6	3	-	-	-	-
CAREER TOTALS (1B)		.000	1	0	1.0	0	0	0	0	0	-	-	-	-
CAREER TOTALS (LF)		.967	81	78	650.2	153	139	9	5	1	-	-	-	-
CAREER TOTALS (RF)		.972	87	82	703.2	181	172	4	5	1	-	-	-	-

WORLD BASEBALL CLASSIC BATTING

YEAR	TEAM	G	AB	R	H	2B	3B	HR	RBI	S	SF	HBP	BB	SO	SB	CS	AVG	OBP	SLG
2023	PUERTO RICO	5	15	3	3	1	0	0	4	0	0	0	4	6	0	0	.200	.368	.267
WBC TOTALS		5	15	3	3	1	0	0	4	0	0	0	4	6	0	0	.200	.368	.267

CAREER TRANSACTIONS

2017: Selected by Kansas City in the 2nd round of Draft (Alex Mesa)...2022: Placed on the Restricted List, July 14-18.

ROSTER BY BIRTHPLACE

Alabama (1)

Kyle Wright Huntsville

Arizona (1)

Josh Taylor Phoenix

California (4)

Kris Bubic Cupertino

Kyle Isbel Fontana

Nick Pratto Huntington Beach

Matt Sauer Santa Maria

Florida (3)

MJ Melendez Daytona Beach

Cole Ragans Crawfordville

Brady Singer Leesburg

Georgia (3)

Adam Frazier Athens

Will Smith Newnan

Drew Waters Atlanta

Illinois (1)

Michael Massey Palos Park

Indiana (1)

Will Klein Bloomington

Iowa (1)

Michael Wacha Iowa City

Louisiana (2)

Seth Lugo Shreveport

Austin Nola Baton Rouge

Michigan (1)

John Schreiber Wyandotte

Minnesota (1)

Nick Anderson Crosby

Mississippi (2)

Hunter Renfroe Crystal Springs

Chris Stratton Tupelo

Missouri (1)

Jake Brentz Ballwin

Nevada (1)

Garrett Hampson Reno

New Jersey (1)

Anthony Veneziano Hackettstown

South Carolina (1)

Jordan Lyles Hartsville

Tennessee (2)

Jonathan Bowlan Arlington

Tyler Gentry Memphis

Texas (4)

Nick Loftin Corpus Christi

James McArthur New Braunfels

John McMillon Lufkin

Bobby Witt Jr. Colleyville

Virginia (2)

Daniel Lynch IV Newport News

Vinnie Pasquantino Richmond

Wisconsin (1)

Alec Marsh Milwaukee

Cuba (1)

Dairon Blanco Florida

Dominican Republic (1)

Steven Cruz Salcedo

Puerto Rico (1)

Nelson Velázquez Carolina

Venezuela (5)

Freddy Fermin Puerto Ordaz

Maikel Garcia La Sabana

Carlos Hernández Guayana

Salvador Perez Valencia

Angel Zerpa Valle de la Pascua



AUSTIN NOLA			#14 C
B/T	HT/WT	BORN (OPENING DAY AGE)	SERVICE TIME
R/R	6-0/195	Dec. 28, 1989 (34) in Baton Rouge, La.	4 years, 45 days
ACQUIRED	SIGNING SCOUT		OPTION YEARS USED
Signed as FA, 2/22/24	Mike Willoughby (Marlins)		2/3

ROYAL RUNDOWN			
+ 5-year Major League veteran with SEA & SD	+ Played in 18 career Postseason games with SD	+ MLB debut: 6/16/19 vs. OAK	+ First MLB hit: 6/16/19 vs. OAK (1B, T. Anderson)
+ First MLB HR: 6/28/19 at HOU (W. Miley)	+ Career .995 fielding % in 252 games at catcher		

YEAR	TEAM	G	AB	R	H	2B	3B	HR	RBI	BB	SO	SB	CS	AVG	OBP	SLG
2023	SD	52	130	9	19	3	0	1	8	18	31	0	0	.146	.260	.192
CAREER (5 YRS)		345	1049	125	261	51	2	24	136	107	207	3	2	.249	.326	.370

CAREER HIGHLIGHTS

+ **Austin Nola** joins the Kansas City Royals in **2024** after spending parts of the past four seasons with San Diego, qualifying for the postseason in **2020** and **2022**...in Kansas City, he reunites with former Padres teammates **Michael Wacha** and **Seth Lugo**.

+ The Royals are his fourth organization since being selected by Miami in the 5th round of the **2012** Draft, including two seasons with Seattle (**2019-20**) and four seasons with San Diego (**2020-23**).

+ During his five seasons in the big leagues, he's started games at five different positions, including catcher (227), first base (47), second base (13), third base (1) and right field (1).

+ Was a key contributor San Diego's NLCS run in **2022**, when he set career highs in games (110), runs (40), hits (87), doubles (15), RBI (40), stolen bases (2), walks (34) and total bases (114)...ranked 6th among NL catchers in innings (834.2), total chances (865) and putouts (833), while his .994 fielding percentage was good for 7th in the league.

+ Made his Major League debut in **2019** at the age of 29, following eight seasons in the minors.

+ As a rookie in **2019** with Seattle, only 4 of his 63 starts (6.3%) were as a catcher...in four seasons since, he's made 223 of his 235 starts at catcher (94.9%).

2023 HIGHLIGHTS

+ Suffered a fractured nose after being hit in the face by an errant pitch during **2023** Spring Training and that injury hindered him all season...was diagnosed with oculomotor dysfunction, which impairs the brain's ability to coordinate eye movement.

+ Began the season with San Diego and played in 52 games with the Padres, but was optioned to Triple-A El Paso on July 18, where he played in only 8 games before ending the season on the Injured List.

+ Committed just 1 error in 381 chances with San Diego for a .997 fielding percentage.

+ Was the starting catcher for 11 games with now-Royals teammates **Michael Wacha** (6) and **Seth Lugo** (5), in which the batterymates combined for a 2.87 ERA (19 ER in 59.2 IP) and the Padres went 8-3 in those games.

+ Was the starting catcher on May 15 vs. the Royals, when he caught 7.0 innings of no-hit ball from **Michael Wacha** before **Michael Massey** broke up the no-hit bid with a single to begin the 8th...Wacha also recorded a career-high 11 strikeouts.

CAREER HIGHS

HITS	RUNS
4 (2x), last 8/3/21 at OAK	3 (5x), last 5/1/22 at PIT
DOUBLES	RBI
2 (2x), last 8/5/20 vs. LAA	6, 5/15/21 vs. STL
TRIPLES	STOLEN BASES
1 (2x), last 8/4/20 vs. LAA	1 (3x), last 7/15/22 vs. AZ
HOME RUNS	WALKS
2, 9/5/19 at HOU	2 (13x), last 5/19/23 vs. BOS

STREAKS

HITTING	ON BASE
9 7/28/21 - 8/10/21	14 8/19/20 - 9/5/20
9 9/15/21 - 4/11/22	13 8/13/19 - 8/28/19

NOLA CATCHING WACHA & LUGO IN 2023 (SD)

	GS	TEAM W-L	IP	ERA	K
WACHA	6	5-1	33.0	2.73	30
LUGO	5	3-2	26.2	3.04	26

ADDITIONAL CAREER HIGHLIGHTS

+ On June 24, **2022** vs. Philadelphia, he became the first player in the Modern Era (since 1900) to have a game-winning hit off of his brother (**Aaron Nola**) that was the only RBI of the game.

+ Was acquired by the Padres on Aug. 30, **2020** from Seattle, along with RHP **Austin Adams** and RHP **Dan Altavilla** in exchange for C **Luis Torrens**, IF **Ty France**, OF **Taylor Trammell** and RHP **Andrés Muñoz**.

+ Caught a shutout in 4 of his 1st 8 starts for the Padres after being traded from the Mariners in **2020**, on Aug. 31 at Colorado, Sept. 4 at Oakland, Sept. 7 vs. Colorado and Sept. 13 vs. San Francisco...each shutout win was with a different starting pitcher (**Garrett Richards**, **Zach Davies**, **Dinelson Lamet** and **Mike Clevinger**)...prior to his arrival, the Padres had only 1 shutout the entire year.

+ In **2019**, he became one of three Mariners rookies to record at least 10 doubles and 10 home runs in fewer than 250 at-bats, joining **Jay Buhner** (1998, 192 AB, 13 2B, 10 HR) and **José Cruz Jr.** (1997, 183 AB, 12 2B, 12 HR).

+ Slugged 10 HR in **2019**, and his brother, Aaron, was 12-7 in 34 starts with the Phillies...Aaron and Austin became the first set of brothers to record 10 HR and 10 wins in a season since Hall of Famer **George Brett** (22 HR) and **Ken Brett** (13 wins) in 1977.

+ Became the 10th-oldest position player to make his big league debut with Seattle (29 years, 170 days) on June 16, **2019** at Oakland and recorded his 1st hit (a single) off **Tanner Anderson** in the 3rd inning.

AUSTIN NOLA (CONT.)

POSTSEASON HIGHLIGHTS

- + Nola has batted .193 (11-for-57) with 8 RBI in 18 postseason games, including recording a hit in each of the San Diego's first 4 postseason contests in **2022**, tying **Carlos Hernandez's** four game hitting streak in 1998 as the second-longest in a postseason by a Padres catcher.
- + His 11 starts behind the plate in the **2022** postseason were a single-postseason franchise high, that was previously held by **Terry Kennedy** (10 GS) in 1984, en route to a National League championship.
- + Helped the 89-73 Padres defeat a 111-win Los Angeles Dodgers team in the **2022** NLDS, when he batted .333 batting average (4-for-12) with 2 RBI.
- + Went 4-for-9 in the **2022** National League Wild Card Series at the Mets, including 2-for-3 with 2 RBI in the winner-take-all Game 3.
- + Was behind the dish for all 6 games (5 starts) in the postseason with San Diego in **2020**.
- + Caught 48.0 innings without making a single error or allowing a passed ball during the **2020** postseason. (46 total chances).
- + Drove in the Padres lone run in Game 1 of the **2020** NLDS vs. the Dodgers on an RBI single to left field off **Walker Buehler**...was his 1st career postseason hit in his 4th playoff game.

MINOR LEAGUE HIGHLIGHTS

- + Nola has appeared in at least 1 minor league game in 10 seasons, dating back to his professional debut in **2012** with the Short-A Jamestown.
- + He is a two-time MiLB Organization All-Star with the Marlins in **2016** and **2018**...was awarded the **2016** Arizona Fall League **Dernell Stenson** Sportsmanship Award, honoring the player who best exemplified unselfishness, hard work and leadership.

MISCELLANEOUS NOTES

- + Austin resides in Scottsdale, Ariz., with his wife, Michelle and son, Vinny...changed his number during the Spring of **2021** from 22 to 26, following the birth of his son on March 26, **2020**.
- + Graduated from Louisiana State University, where he played 4 seasons from **2009-2012**...was teammates with his brother, **Aaron**, as a senior in **2012**...named Second Team All-SEC and SEC Tournament Most Valuable Player for the Tigers in **2010**...received the Wally Pontiff Award as LSU's top scholar-athlete in **2012**.
- + Attended Catholic High School (La.), where he was named the **2008** Louisiana Gatorade Player of the Year.

CAREER WALK OFFS (1)

DATE/OPPONENT	PLAY/PITCHER (INN.)
+ 4/23/22 vs. LAD	sac. fly off Bruhli (10th)

CAREER HR HIGHLIGHTS

MULTI-HR GAMES (1)	PITCHER(S)
+ 9/5/19 at HOU (2)	Cy Sneed & José Urquidy

CAREER BATTING

YEAR	TEAM	G	AB	R	H	2B	3B	HR	RBI	SF	HB	BB	SO	SB	CS	AVG	OBP	SLG	OPS
2012	Jamestown (A)	15	53	2	10	0	0	0	2	1	0	7	3	0	1	.189	.279	.189	.468
	Greensboro (A)	50	175	20	38	10	0	1	16	1	1	24	26	5	2	.217	.313	.291	.604
2013	Jupiter (A+)	124	413	39	96	22	3	1	40	2	8	54	92	6	3	.232	.331	.308	.639
2014	Jacksonville (AA)	134	499	68	129	21	5	1	53	5	12	77	94	8	5	.259	.368	.327	.695
2015	Jacksonville (AA)	69	256	26	54	13	1	1	26	8	3	27	50	0	0	.211	.286	.281	.567
	New Orleans (AAA)	61	207	18	58	11	1	0	18	2	3	22	40	0	1	.280	.355	.343	.698
2016	New Orleans (AAA)	113	372	34	97	23	1	6	44	1	2	24	56	4	1	.261	.308	.376	.684
2017	Jacksonville (AA)	54	168	21	42	7	0	2	25	1	2	25	26	3	2	.250	.352	.327	.679
	New Orleans (AAA)	29	89	7	18	4	0	1	6	1	1	10	16	0	0	.202	.287	.281	.568
2018	New Orleans (AAA)	69	226	26	63	16	0	2	32	2	7	27	43	2	0	.279	.370	.376	.746
2019	Tacoma (AAA)	55	196	36	64	15	1	7	37	2	2	29	40	4	1	.327	.415	.520	.935
	SEATTLE	79	238	37	64	12	1	10	31	1	4	23	63	1	0	.269	.342	.454	.796
2020	SEATTLE	29	98	15	30	5	1	5	19	1	2	9	17	0	0	.306	.373	.531	.904
	SAN DIEGO	19	63	9	14	4	0	2	9	1	1	9	17	0	0	.222	.324	.381	.705
2021	EL Paso (AAA)	11	33	3	10	1	0	1	4	0	1	5	7	0	0	.303	.410	.424	.834
	SAN DIEGO	56	173	15	47	12	0	2	29	2	5	14	19	0	1	.272	.340	.376	.716
2022	SAN DIEGO	110	347	40	87	15	0	4	40	9	6	34	60	2	1	.251	.321	.329	.650
2023	EI Paso (AAA)	8	27	5	5	1	0	0	2	0	0	3	8	0	0	.185	.267	.222	.489
	SAN DIEGO	52	130	9	19	3	0	1	8	0	2	18	31	0	0	.146	.260	.192	.452
MINOR LEAGUE TOTALS		792	2714	305	684	144	12	23	305	26	42	334	501	32	16	.252	.340	.339	.679
MAJOR LEAGUE TOTALS		345	1049	125	261	51	2	24	136	14	20	107	207	3	2	.249	.326	.370	.696

AUSTIN NOLA (CONT.)

CAREER FIELDING														
YEAR	POSITION	PCT	G	GS	INN	TC	PO	A	E	DP	PB	SB	CS	SB%
2019	CATCHER	1.000	7	4	38.2	36	34	2	0	0	1	3	0	100.0%
	FIRST BASE	1.000	59	44	405.0	397	377	20	0	38	-	-	-	-
	SECOND BASE	.984	15	13	114.0	62	25	36	1	11	-	-	-	-
	THIRD BASE	1.000	4	1	15.0	5	1	4	0	0	-	-	-	-
	LEFT FIELD	.000	1	0	1.0	0	0	0	0	0	-	-	-	-
RIGHT FIELD	.000	1	1	5.0	0	0	0	0	0	-	-	-	-	
2020	CATCHER	.995	44	38	330.0	367	352	13	2	3	4	19	7	73.1%
	FIRST BASE	1.000	2	2	18.0	18	17	1	0	0	-	-	-	-
	THIRD BASE	1.000	1	0	3.0	1	0	1	0	0	-	-	-	-
2021	FIRST BASE	1.000	1	1	9.0	6	6	0	0	1	-	-	-	-
	SECOND BASE	1.000	4	0	6.0	3	2	1	0	1	-	-	-	-
2022	CATCHER	.993	101	94	834.2	866	833	27	6	3	5	56	8	87.5%
	SECOND BASE	1.000	2	0	3.0	2	1	1	0	1	-	-	-	-
	THIRD BASE	.000	1	0	1.0	0	0	0	0	0	-	-	-	-
2023	CATCHER	.997	52	45	387.0	381	359	21	1	4	1	39	8	83.0%
CAREER TOTALS (C)		.995	252	227	1989.1	2093	2006	77	10	13	15	143	27	84.1%
CAREER TOTALS (1B)		1.000	62	47	432.0	421	400	21	0	39	-	-	-	-
CAREER TOTALS (2B)		.985	21	13	123.0	67	28	38	1	13	-	-	-	-
CAREER TOTALS (3B)		1.000	6	1	19.0	6	1	5	0	0	-	-	-	-
CAREER TOTALS (LF)		.000	1	0	1.0	0	0	0	0	0	-	-	-	-
CAREER TOTALS (RF)		.000	1	1	5.0	0	0	0	0	0	-	-	-	-

POSTSEASON BATTING																				
YEAR	SERIES	TEAM/OPP	G	AB	R	H	2B	3B	HR	RBI	S	SF	HBP	BB	SO	SB	CS	AVG	OBP	SLG
2020	NLWC	SD vs. STL	3	8	2	0	0	0	0	2	0	2	0	3	5	0	0	.000	.231	.000
	NLDS	SD vs. LAD	3	9	0	2	0	0	0	1	0	0	0	1	2	0	0	.222	.300	.222
2022	NLWC	SD vs. NYM	3	9	1	4	1	0	0	2	2	0	0	1	3	0	0	.444	.500	.556
	NLDS	SD vs. LAD	4	12	1	4	1	0	0	2	0	1	0	2	3	0	0	.333	.400	.417
	NLCS	SD vs. PHI	5	19	1	1	0	0	0	1	0	0	0	4	0	0	0	.053	.053	.105
POSTSEASON TOTALS			18	57	5	11	2	0	0	8	2	3	0	7	17	0	0	.193	.269	.228

CAREER TRANSACTIONS

2008: Selected by Colorado in the 48th round of the Draft, did not sign...**2011:** Selected by Toronto in the 31st round of the Draft, did not sign...**2012:** Selected by Miami in the 5th round (167th) of the Draft (Mike Willoughby)...**2019:** Signed by Seattle as a minor league free agent, Jan. 24...**2020:** Acquired by San Diego from the Marlins with RHP **Austin Adams** and RHP **Dan Altavilla** for RHP **Andrés Muñoz**, C **Luis Torrens**, OF **Taylor Trammell** and IF **Ty France**, Aug. 31...**2021:** Placed on 10-day IL, April 1-28... **2021:** Placed on 10-day IL, left knee sprain, May 28-July 22...**2021:** Placed on 10-day IL, left thumb strain, Sept. 24-Oct. 1...**2021:** Placed on 60-day IL, left thumb strain, Oct. 1-Nov. 6...**2022:** Placed on Paternity List, Sept. 9-10...**2024:** Signed by Milwaukee as a minor league free agent, Jan. 5...signed by Kansas City as a major league free agent, Feb. 23.

VINNIE PASQUANTINO



VINNIE PASQUANTINO

#9 | IF

B/T	HT/WT	BORN (OPENING DAY AGE)	SERVICE TIME
L/L	6-4/245	Oct. 10, 1997 (26) in Richmond, Va.	1 year, 101 days
ACQUIRED	SIGNING SCOUT		OPTION YEARS USED
11th round, 2019 Draft	Jim Farr (Royals)		0/3

ROYAL RUNDOWN

- + Missed final 99 games of 2023 due to injury
- + Royals Player of the Month Sept./Oct. 2022
- + AL Player of the Week for Aug. 8-14, 2022
- + 2021 Quad Cities Player of the Year
- + 2021 High-A Central postseason All-Star
- + 2019 MiLB.com Organization All-Star
- + 2019 Appalachian League postseason All-Star
- + 2019 Burlington Player of the Year

YEAR	TEAM	G	AB	R	H	2B	3B	HR	RBI	BB	SO	SB	CS	AVG	OBP	SLG
2023	KC	61	231	24	57	17	0	9	26	25	31	0	0	.247	.324	.437
CAREER (2 YRS)		133	489	49	133	27	0	19	52	60	65	1	0	.272	.355	.444

CAREER HIGHLIGHTS

- + Vinnie Pasquantino made his Major League debut in **2022** and ranked among the top-five rookie leaders (min. 250 at-bats) in batting average (.295), on-base percentage (.383), slugging (.450) and OPS (.832).
- + Pasquantino hit .295 in **2022**, the 2nd-highest mark by a first-year player in Royals history (min. 250 at-bats), trailing **Mike Aviles**, who hit .325 in 2008.
- + His **2022** slashline (.295/.383/.450/.832) has been matched by only two first-year American League players (min. 250 at-bats) in the Wild Card Era (since 1995): **Yordan Alvarez** in 2019 and **José Abreu** in 2014.
- + In 246 career minor league games, he slashed .292/.382/.569, and earned Quad Cities Player of the Year honors in **2021** and Burlington Player of the Year in **2019**.

2023 HIGHLIGHTS

- + Vinnie made the Opening Day roster for the first time in **2023**, but underwent surgery in June to repair a torn labrum in his shoulder and missed the final 99 games.
- + In 38 games through May 10, he hit .298 (42-for-141) with 20 extra-base hits and a .922 OPS...but in his final 23 games before undergoing season-ending surgery, he hit .167 (15-for-90) with a .505 OPS.
- + Had a career-high-tying 21-game on-base streak from April 5-27, which was the longest such streak by a Royal in **2023**.
- + Named Royals Player of the Month for March/April after he led the team with a .375 on-base percentage and had an .875 OPS in 29 games.
- + His 8.39 PA/K ranked 5th in the American League (min. 250 PA).
- + His .424 slugging percentage with 2 strikes led the American League (min. 100 PA) and trailed only **Ronald Acuña Jr.** (.441) and **Mookie Betts** (.435) for the Major League lead.
- + Of his 19 career HR, 12 have given the Royals a lead.

ADDITIONAL CAREER HIGHLIGHTS

- + Pasquantino made his Major League debut on June 28, **2022** vs. Texas and recorded his 1st hit—a home run off **Michael Pineda**—in his 3rd game, on July 1, becoming the eighth Royal to have his 1st hit be a HR.
- + At the time he was promoted to the Majors on July 27, **2022**, Pasquantino led Minor League Baseball with 70 RBI in 73 games, and among all of baseball—including the Majors—he trailed only **Pete Alonso** (72 RBI).

CAREER HIGHS

HITS	RUNS
3 (9x), last 5/10/23 vs. CWS	2 (4x), last 5/10/23 vs. CWS
DOUBLES	RBI
2 (2x), last 5/3/23 vs. BAL	3, 5/3/23 vs. BAL
TRIPLES	STOLEN BASES
-	1, 10/3/22 at CLE
HOME RUNS	WALKS
1 (19x), last 5/22/23 vs. DET	2 (8x), last 5/6/23 vs. OAK

STREAKS

HITTING	ON BASE
10 9/15/22 - 9/25/22	21 9/15/22 - 4/1/23
9 8/9/22 - 8/17/22	21 4/5/23 - 4/27/23

PASQUANTINO IN 2023

	XBH	RBI	AVG	OBP	SLG	OPS
1st 38 G	20	19	.298	.383	.539	.922
Last 23 G	6	7	.167	.227	.278	.505

2023 AL PA/K LEADERS (MIN. 250 PA)

PLAYER (TEAM)	PA/K
1. Tony Kemp (OAK)	10.48
2. Steven Kwan (CLE)	9.57
3. José Ramírez (CLE)	9.47
4. Alejandro Kirk (TOR)	9.38
5. Vinnie Pasquantino (KC)	8.39

BEST SLG WITH 2 STRIKES IN MLB IN 2023

PLAYER (TEAM)	SLG
1. Ronald Acuña Jr. (ATL)	.441
2. Mookie Betts (LAD)	.435
3. Vinnie Pasquantino (KC)	.424

ADDITIONAL CAREER HIGHLIGHTS (CONT.)

- + He hit his 2nd homer in Game 1 of the July 11, **2022** doubleheader vs. Detroit's **Michael Pineda**, becoming the third Royal to hit his first 2 career HR vs. the same pitcher, following **Jim Rooker** (vs. **Jim Kaat** in 1969) and **Brandon Berger** (vs. **Mark Buehrle** in 2001).
- + Pasquantino was named American League Player of the Week for the period of Aug. 8-14, **2022**, during which he slashed .455/.500/1.045 (10-for-22) with a league-best 4 HR...he led the league in slugging and total bases (23) and his 10 hits tied for the AL lead... he was the first Royals rookie to win AL Player of the Week honors since **Mike Aviles** July 28-Aug. 3, 2008.

VINNIE PASQUANTINO (CONT.)

ADDITIONAL CAREER HIGHLIGHTS (CONT.)

+ He finished his rookie season with more walks (35) than strikeouts (34), and was one of only eight players in the Majors to do that in **2022** (min. 200 PA), and was the first Royal since **Alberto Callaspo** in 2009.

+ He homered in both games of Kansas City's Aug. 9, **2022** doubleheader vs. the White Sox, becoming the 13th player (17th instance) to HR in both games of a double dip and the first since **Whit Merrifield** in 2017.

+ Pasquantino was the Royals Player of the Month for September/October **2022**, during which he slashed .361/.449/.482 (30-for-83) and ranked 3rd in the Majors in batting average, trailing only **Bo Bichette** (.406) and **Aaron Judge** (.380).

MINOR LEAGUE HIGHLIGHTS

+ Pasquantino was named International League Player of the Month for May **2022**, during which he slashed .320/.393/.804 (31-for-97) and led the league with 12 HR, 35 RBI, 27 runs and in slugging and OPS.

+ At the time his contract was selected on July 27, **2022** he led Minor League Baseball with 70 RBI and ranked 3rd among Triple-A players in extra-base hits (36), and tied for 3rd in runs (52) and home runs (18).

+ In **2021**, he was named Quad Cities Player of the Year and a High-A Central postseason All-Star, and finished tied for 2nd among all minor league players in doubles (37) and 6th in extra-base hits (64).

+ Among Royals farmhands in **2021**, Pasquantino ranked 1st in doubles (37) and batting average (.300), 2nd in hits (131), 3rd in walks (64), tied for 4th in runs (79) and 5th in home runs (24).

+ Pasquantino was named Burlington Player of the Year in his **2019** pro debut, and led the Appalachian League in home runs (14), extra-base hits (33), total bases (125) and RBI (53) and ranked 2nd in slugging percentage (.592) and OPS (.962) and tied for 2nd in runs (43).

+ In **2019**, he was named an Appalachian League postseason All-Star and an MiLB.com Organization All-Star..he was also named Appalachian League Player of the Month for August.

+ In 6 playoff games in **2019**, he hit .385 (10-for-26).

CAREER TRANSACTIONS

2019: Selected by Kansas City in the 11th round of the Draft (Jim Farr)...**2022**: Placed on 10-day IL, right shoulder discomfort, Aug. 23-Sept. 9...**2023**: Placed on 10-day IL, right shoulder surgery, June 10...transferred to 60-day IL, June 18-Nov. 2.

CAREER BATTING

YEAR	TEAM	G	AB	R	H	2B	3B	HR	RBI	SF	HB	BB	SO	SB	CS	AVG	OBP	SLG	OPS
2019	Burlington (R)	57	211	43	62	17	2	14	53	7	3	27	40	0	0	.294	.371	.592	.963
2020																			
Did not play (no minor league season)																			
2021	Quad Cities (A+)	61	237	44	69	20	3	13	42	2	4	33	38	4	0	.291	.384	.565	.949
	NW Arkansas (AA)	55	200	35	62	17	0	11	42	3	3	31	26	2	0	.310	.405	.560	.965
2022	Omaha (AAA)	73	264	52	73	17	2	18	70	6	3	40	39	3	1	.277	.371	.561	.932
	KANSAS CITY	72	258	25	76	10	0	10	26	2	3	35	34	1	0	.295	.383	.450	.833
2023	KANSAS CITY	61	231	24	57	17	0	9	26	1	2	25	31	0	0	.247	.324	.437	.761
MINOR LEAGUE TOTALS		246	912	174	266	71	7	56	207	18	13	131	143	9	1	.292	.382	.569	.951
MAJOR LEAGUE TOTALS		133	489	49	133	27	0	19	52	3	5	60	65	1	0	.272	.355	.444	.799

CAREER FIELDING

YEAR	POSITION	PCT	G	GS	INN	TC	PO	A	E	DP
2022	FIRST BASE	.993	37	37	306.2	291	273	16	2	37
2023	FIRST BASE	.997	44	43	363.2	321	309	11	1	27
CAREER TOTALS (1B)		.995	81	80	670.1	612	582	27	3	64

WORLD BASEBALL CLASSIC BATTING

YEAR	TEAM	G	AB	R	H	2B	3B	HR	RBI	S	SF	HBP	BB	SO	SB	CS	AVG	OBP	SLG
2023	ITALY	5	20	1	4	0	0	0	0	0	0	0	2	7	0	0	.200	.273	.473
WBC TOTALS		5	20	1	4	0	0	0	0	0	0	0	2	7	0	0	.200	.273	.473

ROYALS TO HR IN BOTH GAMES OF DH (17)

PLAYER	DATE/OPP
Lou Piniella+	4/20/69 vs. OAK
Bob Oliver+	6/16/69 vs. OAK
Ed Kirkpatrick	7/10/70 vs. CWS
Bob Oliver	7/24/70 at CLE
Bob Oliver	8/12/70 at BOS
Amos Otis	5/31/71 at BOS
Amos Otis	7/9/72 at CLE
John Mayberry	8/27/72 at NYY
Amos Otis	7/31/77 at CWS
Steve Balboni	7/2/84 at CLE
Frank White	7/27/84 at MIL
Bill Pecota	7/14/89 at NYY (2, 1)
Dean Palmer	9/11/98 vs. SEA
Eric Hosmer	8/16/13 at DET*
Salvador Perez	5/21/17 at MIN (1, 2)
Whit Merrifield	8/6/17 vs. SEA
Vinnie Pasquantino+	8/9/22 vs. CWS

*day/night doubleheader +rookie

MISCELLANEOUS NOTES

+ Vinnie resides in Thompson's Station Tenn., with his wife, Ryann...the couple got engaged on Sept. 25, **2022**, after the Royals home finale in which they overcame a 9-run deficit to beat Seattle, 13-12.

+ Pasquantino played for Team Italy in the **2023** World Baseball Classic.

+ He played baseball for three seasons at Old Dominion University, where Manager **Matt Quattraro**, and Royals Second Assistant Athletic Trainer **Dave Iannicca** attended...as a sophomore in **2018**, Pasquantino matched a school record with a 6-for-6 game.

+ Pasquantino in **2018** slashed .298/.402/.560 with 15 HR and 53 RBI in 65 games as a junior at ODU.

+ He graduated from James River HS (Va.), where he hit .537 as a junior and earned First Team All-Region 61 South honors.

SALVADOR PEREZ



SALVADOR PEREZ

#13 | C

B/T	HT/WT	BORN (OPENING DAY AGE)	SERVICE TIME
R/R	6-3/260	May 10, 1990 (33) in Valencia, Venezuela	12 years, 50 days
ACQUIRED	SIGNING SCOUT		CONTRACT STATUS
Signed as IFA, 9/27/06	Juan Indriago (Royals)		signed through 2026

AWARDS & ACHIEVEMENTS

- + 2015 World Series Most Valuable Player
- + 2-time Royals Player of the Year
- + Named 4th Captain in Royals history in 2023
- + 4-time Silver Slugger Award winner
- + 8-time American League All-Star
- + 246 career HR rank 2nd in Royals history
- + 5-time *Rawlings* Gold Glove winner
- + Royals 2021, 2023 Roberto Clemente nominee

YEAR	TEAM	G	AB	R	H	2B	3B	HR	RBI	BB	SO	SB	CS	AVG	OBP	SLG
2023	KC	140	538	59	137	21	0	23	80	19	135	0	0	.255	.292	.422
CAREER (12 YRS)		1394	5290	598	1411	257	11	246	812	199	1049	6	1	.267	.300	.459

CAREER HIGHLIGHTS

+ **Salvador Perez** is an eight-time All-Star, five-time *Rawlings* Gold Glove Award winner, a four-time Silver Slugger Award winner and a two-time Royals **Les Milgram** Player of the Year.

+ On Opening Day in **2023**, the Royals named Salvy the fourth Captain in franchise history, following Royals Hall of Famers **George Brett** (1989-93), **Frank White** (1989-90) and **Mike Sweeney** (2003-07).

+ Perez was unanimously named the MVP of the **2015** World Series, becoming the seventh catcher to earn the honor and the first since Toronto's **Pat Borders** in 1992.

+ He enters the **2024** season among the Royals all-time leaders in home runs (246, 2nd), RBI (812, 6th), extra-base hits (514, 6th), total bases (2,428, 7th), doubles (257, 8th) and hits (1,411, 7th).

+ His 246 career home runs are the 4th most by any primary catcher with a single franchise, following **Johnny Bench** (389), **Yogi Berra** (358) and **Jorge Posada** (275).

+ His 202 HR as a catcher rank 1st in the Majors since his debut in **2011**, ahead of **Yasmani Grandal** (165).

+ His 1,070 games started at catcher since **2013** rank 2nd in the Majors behind **Yadier Molina** (1,102).

+ His 28 catcher pickoffs lead the Majors since his **2011** debut, ahead of **Willson Contreras** (25).

+ Salvy's 193 career catcher caught stealings rank 1st among active catchers, ahead of **Yan Gomes** (177).

+ Perez matched a single-season Royals record with 48 HR in **2021**, tying **Jorge Soler's** 48 HR in 2019... he also matched **Vladimir Guerrero Jr.** for the Majors lead, becoming the first Royal to hold at least a share of the Majors lead in homers.

2023 HIGHLIGHTS

+ Salvy was named the fourth Captain in Royals history on Opening Day **2023**, and was later selected to his eighth All-Star Game, 2nd most in franchise history behind **George Brett** (13).

+ He recorded at least 20 home runs for the seventh time in his career, breaking a tie with **Mike Sweeney** for the 2nd-most 20-HR seasons in Royals history behind **George Brett** (8).

+ Among primary catchers, he ranked tied for 2nd in RBI (80), 3rd in hits (137), 3rd in multi-hit games (38), tied for 3rd in HR (23) and 6th in slugging (.422).

+ Named Royals Player of the Month for May after pacing the club with 9 HR and 19 RBI, which matched **Gary Gaetti** (1995) for the most HR ever hit by a Royal in the month of May.

CAREER HIGHS

HITS	RUNS
5, 5/23/16 at MIN	3 (5x), last 5/7/23 vs. OAK
DOUBLES	RBI
2 (15x), last 5/10/23 vs. CWS	5 (4x), last 9/4/21 vs. CWS
TRIPLES	STOLEN BASES
1 (11x), last 6/8/22 vs. TOR	1 (6x), last 7/21/21 at MIL
HOME RUNS	WALKS
2 (16x), last 9/1/23 vs. BOS	2 (10x), last 8/18/22 at TB

STREAKS

HIT STREAKS	ON-BASE STREAKS
17 8/22/12 - 9/13/12	17 8/22/12 - 9/13/12
12 6/5/14 - 6/18/14	16 6/1/14 - 6/18/14
12 5/13/16 - 5/27/16	16 9/2/21 - 9/18/21

ROYALS SINGLE-SEASON HR RECORD

PLAYER (YEAR)	HR
T1. Salvador Perez (2021)	48
T1. Jorge Soler (2019)	48
3. Mike Moustakas (2017)	38
4. Steve Balboni (1985)	36

ROYALS ALL-TIME HR LEADERS

PLAYER (YEARS)	HR
1. George Brett (1973-93)	317
2. Salvador Perez (2011-23)	246
3. Mike Sweeney (1995-07)	197

MOST ALL-STAR SELECTIONS BY A ROYAL

PLAYER	ASG
1. George Brett	13
2. Salvador Perez	8
T3. Amos Otis	5
T3. Frank White	5
T3. Mike Sweeney	5

CAREER WALK OFFS (8)

DATE/OPPONENT	PLAY/PITCHER (INN.)
+ 9/15/12 vs. LAA	solo HR off Frieri (9th)
+ 7/7/16 vs. SEA	2B off Cishek (9th)
+ 9/14/18 vs. MIN	GS off Hildenberger (9th)
+ 9/27/18 vs. CLE	1B off Ramirez (10th)
+ 4/17/21 vs. TOR (G2)	solo HR off Payamps (7th)
+ 4/21/21 vs. TB	1B off Castillo (9th)
+ 7/6/21 vs. CIN	1B off Garrett (9th)
+ 9/7/22 vs. CLE	SF off Clase (9th)

SALVADOR PEREZ (CONT.)

ADDITIONAL AWARDS & ACHIEVEMENTS

- + 2-time All-MLB First Team Catcher (2020-21)
- + 2022 Lou Gehrig Award winner
- + 2021 Luis Aparicio Award winner (best Venezuelan player)
- + 2020 MLB Comeback Player of the Year
- + 2018 MLBPAA Royals Heart & Hustle Award winner
- + 3-time participant in WBC (2013, 2017, 2023 w/Venezuela)
- + 2014 MLB Japanese All-Star Tournament participant
- + 2012 Venezuelan Winter League Rookie of the Year
- + First MLB HR: 8/29/11 at DET (Max Scherzer)
- + First MLB hit: 8/10/11 at TB (Wade Davis)
- + 2011 Texas League midseason/postseason All-Star
- + 2010 Carolina League midseason All-Star

2023 HIGHLIGHTS (CONT.)

+ On Sept. 9, he eclipsed 10,000.0 innings behind the plate, becoming the first player in Royals history and the only active catcher to do so.

ADDITIONAL CAREER HIGHLIGHTS

+ Salvy led the Royals with 23 HR and ranked 2nd on the team with 76 RBI in **2022**, despite missing 10 games from May 17-27 with a left thumb sprain, and 31 games from June 24-July 29 to undergo thumb surgery.

+ Perez won the **2022 Lou Gehrig Award**, presented annually to a Major League Baseball player who best exemplifies the giving character of the Hall of Famer.

+ Salvy recorded a single-season franchise-record tying 48 home runs in **2021**, matching **Jorge Soler's** home run total from the 2019 season.

+ Perez led the Majors with 121 RBI in **2021**, becoming the second Royal to lead the Majors in RBI, joining **Hal McRae**, who had 133 in 1982.

+ In **2021**, he became the sixth different player in 30 seasons to lead the Majors in both HR and RBI, following **Giancarlo Stanton** (2017), **Chris Davis** (2013), **Miguel Cabrera** (2012), **Ryan Howard** (2006, 2008) and **Álex Rodríguez** (2002, 2007).

+ He was an All-Star and an All-MLB First Team selection at catcher in **2021**, and finished 7th in the American League MVP Award balloting.

+ He was named an American League All-Star in **2021** for the seventh time and was the starting catcher for the sixth time...he was the fourth Royal to participate in the Home Run Derby and hit a club record 28 HR in the 1st round, the most by a catcher in a single HR Derby.

+ Perez was named the **2021 Luis Aparicio Award** winner, given annually to the Venezuelan player with the best overall season.

+ Salvy in **2021** was one of seven American League finalists for the **Hank Aaron Award**, which honors the top offensive player in each league.

+ Perez played in a career-high 161 games in **2021**, including a Majors-most 120 starts at catcher, matching Hall of Famer **Ted Simmons** (1973) for the most games by a primary catcher in a single season.

+ His 48 HR in **2021** were the most in a single season by a player who caught 75% of his games, 3 more than the previous high set by **Johnny Bench**, who hit 45 HR in 1970...Salvy's 33 HR as a catcher (vs. 15 as a DH) were 2 shy of **Iván Rodríguez's** American League record of 35 HR as a catcher in 1999.

+ Salvy's 121 RBI in **2021** were the most by a player who caught at least 75% of his games since **Mike Piazza** had 124 RBI in 1999 and were the 5th most ever by an American League catcher, behind **Yogi Berra** (125 in 1954 and 124 in 1950), **Rudy York** (126 in 1938) and **Bill Dickey** (133 in 1937).

+ His 337 total bases in **2021** were the 3rd most by a primary catcher in Major League history, behind **Mike Piazza** (355) in 1997 and **Johnny Bench** (355) in 1970.

MLB LEADERS IN HR & RBI, LAST 30 YEARS

PLAYER (YEAR)	HR/RBI
Matt Olson (2023)	54/139
Salvador Perez (2021)	48/121
Giancarlo Stanton (2017)	59/132
Chris Davis (2013)	53/138
Miguel Cabrera (2012)	44/139
Ryan Howard (2008)	48/146
Álex Rodríguez (2007)	54/156
Ryan Howard (2006)	58/149
Álex Rodríguez (2002)	57/142

MOST HR IN A SEASON BY CATCHER*

PLAYER (YEAR)	HR
Salvador Perez (2021)	48
Johnny Bench (1970)	45

*min. 75% games at catcher

MOST ROYALS PLAYER OF THE MONTH AWARDS*

PLAYER	AWARDS
T1. Alex Gordon	13
T1. Mike Sweeney	13
3. Eric Hosmer	11
4. Billy Butler	8
T5. Salvador Perez	7
T5. Johnny Damon	6
T5. Whit Merrifield	6

*Award was first established in 1995

MOST CONSECUTIVE GAMES WITH A HR IN ROYALS HISTORY

PLAYER	GAMES	DATES
T1. Salvador Perez	5	Aug. 25-29, 2021
T1. Mike Sweeney	5	June 25-29, 2002
T3. Salvador Perez	4	April 6-9, 2017
T3. 15 others	4	

ADDITIONAL CAREER HIGHLIGHTS (CONT.)

+ He hit 27 HR after the All-Star break in **2021**, the most post-break homers in the Majors that year and the most post-break HR in Royals history.

+ Salvy led the Majors with 68 RBI after the All-Star break in **2021**, 3rd most in Royals history behind **Dean Palmer's** 70 RBI in 1970 and **George Brett's** 77 in 1980.

+ He homered in 5 consecutive games from Aug. 25-29, **2021**, matching **Mike Sweeney's** franchise record.

+ Perez hit 27 home runs at Kauffman Stadium in **2021**, setting a single-season record, besting the previous mark of 21 shared by **Jorge Soler** (2019), **Dean Palmer** (1998) and **Chili Davis** (1997).

+ Salvy had 6 multi-HR games in **2021**, matching **Joey Gallo**, **Aaron Judge** and **Kyle Schwarber** for the most such games in the Majors, while setting a Royals single-season record.

SALVADOR PEREZ (CONT.)

ADDITIONAL CAREER HIGHLIGHTS (CONT.)

+ He hit grand slams in consecutive games in Seattle on Aug. 26-27, **2021**, becoming the third catcher in history to do so, according to *Elias*, joining **Mike Piazza** (April 9-10, 1998) and **Bill Dickey** (Aug. 3-4, 1937)...he was the first American League player to turn the trick since **Jorge Posada** on June 12-13, 2010...Posada was the DH in the first game and caught the second.

+ He threw out 16 of 39 would-be basestealers in **2021** (41.0%), the best rate in the Majors among qualified catchers, and his 16 caught stealings ranked 2nd in the American League.

+ Salvy led the Majors with 12 HR and 28 RBI in August **2021**...his 12 HR matched the franchise record for any calendar month, a mark he now shares with **Chili Davis** (August 1997) and **John Mayberry** (July 1975).

+ He hit 8 HR over a 10-game road trip from Aug. 20-29, **2021**, setting a new club record for any trip, according to *Elias*, while becoming the first in the Majors to hit 8 HR over a single trip since **Ryan Zimmerman** in 2013.

+ Perez hit a walk-off HR in the 7th inning on April 12, **2021** vs. Toronto (Game 2), the first walk-off HR in the 7th inning by an American League player since at least 1916.

+ He hit a go-ahead, 2-run HR in the 7th inning on April 18, **2021** vs. Toronto, becoming the first Royal to hit a go-ahead HR in the 7th or later in consecutive games, according to *Elias*, and the first in the Majors since Baltimore's **Chris Davis** on Sept. 22-23, 2019.

+ Salvy hit his 48th and final HR of the **2021** season on Sept. 29, matching **Jorge Soler's** franchise record...following that HR, he was injured heading into the dugout and left the game with a right ankle sprain...he went 1-for-14 (.071) over the final 4 games.

+ In **2021**, he was one of 32 players to reach 10 years of service time.

+ Perez was named MLB Comeback Player of the Year in **2020**, after setting career highs in batting average (.333) and slugging percentage (.633), which marked the 2nd-highest slugging percentage in club history (min. 150 PA) behind **George Brett** (.664) in his 1980 American League MVP season.

+ Salvy was named a Silver Slugger Award winner for the third time in **2020** and was also an All-MLB First Team selection at catcher.

+ He was named Royals **Les Milgram** Player of the Year in **2020**, as voted on by the Kansas City Chapter of the BBWAA.

+ Perez missed 20 games in **2020** due to swelling in his left eye and was on the IL from Aug. 21-Sept. 11...he also missed 10 days of Summer Camp due to a stint on the IL.

+ Despite playing in only 37 games in **2020**, he led the team in HR (11) and go-ahead RBI (8) and ranked 2nd in RBI (32) and extra-base hits (23).

+ His 11 HR in **2020** were tied for the 3rd most by a player who appeared in 37 games or fewer, trailing **Frank Thomas**, who hit 12 HR in 34 games in 2005 while battling multiple injuries, and **Ted Williams**, who hit 13 HR in 37 games in 1953, when he missed most of the season serving in the Korean War.

+ All 11 of his HR in **2020** came as a catcher, matching **J.T. Realmuto** for most in the Majors at the position.

CATCHERS TO WIN GOLD GLOVE & SILVER SLUGGER IN SAME SEASON, MULTIPLE TIMES

PLAYER	SEASONS
Iván Rodríguez	7
Joe Mauer	3
Salvador Perez	2
Gary Carter	2
Benito Santiago	2
Lance Parrish	2

ADDITIONAL CAREER HIGHLIGHTS (CONT.)

+ He missed the entire **2019** season after suffering a partial tear of his ulnar collateral ligament during Spring Training...**Dr. Neal ElAttrache** performed Tommy John Surgery on March 6 in Los Angeles.

+ Perez missed the first 20 games of the **2018** season due to a sprained MCL, but matched a then-career high with 27 HR and 80 RBI.

+ He was named an American League Silver Slugger Award winner at catcher for the second time.

+ Perez was named an American League All-Star in **2018** for the sixth consecutive season and started at catcher for the fifth straight year, joining **George Brett** (1976-79, 1981-85) as the only Royals to start at least five straight All-Star Games.

+ In **2018**, he became the first catcher to start at least five consecutive All-Star Games since **Iván Rodríguez** started in nine straight from 1993-2001...Salvy was one of five players to be named an All-Star in all six seasons from 2013-18, along with **Paul Goldschmidt**, **Chris Sale**, **Max Scherzer** and **Mike Trout**.

+ In **2018**, he became the sixth catcher to earn a *Rawlings* Gold Glove and a Silver Slugger Award in the same season multiple times, joining **Iván Rodríguez** (7), **Joe Mauer** (3), **Gary Carter** (2), **Benito Santiago** (2) and **Lance Parrish** (2).

+ He threw out 24 would-be basestealers in 51 attempts in **2018** (47.1%), which tied for 2nd most in the Majors behind **Jonathan Lucroy** (28).

+ He held opponents to a 52.9% stolen base success rate in **2018**, the best in the Majors and the best in Royals history, breaking **Darrell Porter's** previous mark of 56.1% in 1979...it was the best mark in the Majors since 2007, when **Joe Mauer** had a 52.5% rate and **Yadier Molina** had a 50.0% rate.

+ On May 10, **2018**—his 28th birthday—Salvy hit a grand slam in the 1st inning to give the Royals a 4-0 lead before an out was recorded...he became the second Royal to hit a slam on his birthday, joining **Mike Sweeney** in 2004.

+ On Sept. 14, **2018** vs. Minnesota, Salvy hit the sixth walk-off grand slam in franchise history as part of a career-high-tying 5 RBI game.

+ He hit 27 HR in **2017**, including 24 as a catcher, breaking his own franchise record of 21 (2015 and 2016) while ranking 3rd in the Majors, trailing **Gary Sánchez** (27) and **Mike Zunino** (25).

+ On May 21, **2017** at Target Field, he matched the franchise record with 3 HR during a doubleheader, including 2 in the nightcap...he tied **Bill Pecota**, who hit 3 HR in a doubleheader on July 14, 1989 at Yankee Stadium.

+ He was selected to his fourth straight All-Star Game in **2016** and hit a go-ahead, 2-run HR in the 2nd inning off his former teammate, **Johnny Cueto**.

SALVADOR PEREZ (CONT.)

ADDITIONAL CAREER HIGHLIGHTS (CONT.)

+ Salvy received a Major League-most 4,965,838 All-Star Game votes in **2016**, becoming the first Royal to lead the Majors in All-Star voting since **George Brett** in 1981.

+ He won his fourth straight *Rawlings* Gold Glove Award in **2016** and was named the American League's Silver Slugger Award winner at catcher, becoming the first player in Royals history to win the award at that position.

+ In **2016**, he led the Majors by throwing out 48.1% of would-be basestealers (30 of 70).

+ On May 23, **2016** at Minnesota, he went 5-for-5 to become the second Royals catcher with a 5-hit game, joining **Darrell Porter** on June 4, 1978 vs. the White Sox.

+ In **2015**, Perez led American League catchers in hits (137), doubles (25) and ranked 3rd in HR (21) and RBI (70)...he was selected to his third straight All-Star Game and earned his third straight *Rawlings* Gold Glove Award.

+ In **2014**, Salvy started a franchise record 143 games at catcher, the most in the Majors since **Russell Martin** started 149 games behind the plate in 2008.

+ Including his 15 postseason games in **2014**, Salvy caught 161 games that year, the most in one season in Major League history, besting the previous mark of 158 shared by **Jorge Posada** in 2000 and **Darren Daulton** in 1993.

+ Perez was named an All-Star for the first time in **2013** and recorded a hit in the 7th inning of the Game to become the first Royal with a hit in the Midsummer Classic since **Bo Jackson** in 1989.

+ He earned his first *Rawlings* Gold Glove Award in **2013**, becoming the first catcher in Royals history to earn the honor...he led American League catchers by throwing out 23 would-be basestealers.

+ Salvy missed the first 10 weeks of the **2012** season while recovering from left knee surgery...after making his season debut on June 22, he led American League catchers (min. 70 games) in batting average (.301), hits (87), runs (38) and doubles (16).

+ He made his Major League debut on Aug. 10, **2011** at Tampa Bay, where he recorded his 1st hit off **Wade Davis** and picked off two baserunners.

MINOR LEAGUE HIGHLIGHTS

+ Salvy was named the Venezuelan League Rookie of the Year in **2012**, after batting .371 (49-for-132) with 10 doubles, 8 HR and 39 RBI in 32 games.

+ He was named the "Best Defensive Catcher" in the organization by *Baseball America* entering the **2009**, **2010** and **2011** seasons, and was named the organization's **Frank White** Defensive Player of the Year in **2009**.

POSTSEASON HIGHLIGHTS

+ Salvy started all 31 Royals postseason games at catcher from **2014-15**...his 5 career postseason HR rank 3rd in Royals history behind **George Brett** (10) and **Mike Moustakas** (6).

+ In 12 career World Series games, he's hit .348 (16-for-46) with 3 doubles, 1 HR and 6 RBI, and has hit safely in 10 of those 12 games.

POSTSEASON HIGHLIGHTS (CONT.)

+ Perez was unanimously named the **2015** World Series MVP, after batting .364 (8-for-22) with 2 doubles and 2 RBI, including a 4-hit effort in Game 4... he was the seventh catcher to win World Series MVP honors and the first since Toronto's **Pat Borders** in 1992...he was also the second Venezuela-born player to earn World Series MVP, following **Pablo Sandoval** in 2012.

+ He hit 4 HR during the **2015** postseason, matching the 2nd-most HR by a catcher in a single postseason, trailing only **Sandy Alomar Jr.**'s 5 HR in 1997.

+ Salvy batted .333 (8-for-24) during the **2014** World Series, including a HR off World Series MVP **Madison Bumgarner** in Game 1, the only run he allowed over 21.0 innings in the Fall Classic that year.

+ He recorded the 3rd walk-off hit in Royals postseason history in the **2014** Wild Card Game vs. Oakland, a game-winning single in the 12th inning of a 9-8 win.

WORLD BASEBALL CLASSIC HIGHLIGHTS

+ Perez played for Team Venezuela for a third time during the **2023** World Baseball Classic and hit .429 (6-for-14) with 4 doubles, 1 HR and 6 RBI in 4 games, and was named to the All-Tournament Team.

+ Salvy represented Team Venezuela in the **2017** World Baseball Classic and went 2-for-7 in 2 games with 1 double and 1 HR, before suffering a knee injury that forced him to miss the rest of the tournament.

+ He went 1-for-5 with a double in 2 games with Team Venezuela during the **2013** World Baseball Classic.

MISCELLANEOUS NOTES

+ Salvador resides in Weston, Fla. with his wife, Maria Gabriela, sons, Salvador Jr. and Johan, and daughter, Paulina.

+ Salvy was the Royals **Roberto Clemente** Award nominee in **2021** and **2023**...he participates in a calendar shoot for Braden's Hope for childhood cancer research, the annual Gloves for Kids fundraiser and events at the Guadalupe Center in Kansas City... he appears at the annual Diamond of Dreams events, has donated items for the Royals Charities Broadcast Auction and has met with kids during batting practice as part of the Dream Factory.

+ Perez has volunteered at events at the Kansas City Urban Youth Academy.

+ Salvy became a United States citizen during a naturalization ceremony at Royals FanFest on Jan. 25, **2020**.

+ He played for the Major League All-Stars in their Tour of Japan in November **2014**.

CAREER WALK OFFS (7)

DATE/OPPONENT	PLAY/PITCHER (INN.)
+ 9/15/12 vs. LAA	solo HR off Frieri (9th)
+ 7/7/16 vs. SEA	2B off Cishek (9th)
+ 9/14/18 vs. MIN	GS off Hildenberger (9th)
+ 9/27/18 vs. CLE	1B off Ramirez (10th)
+ 4/17/21 vs. TOR (G2)	solo HR off Payamps (7th)
+ 4/21/21 vs. TB	1B off Castillo (9th)
+ 7/6/21 vs. CIN	1B off Garrett (9th)

SALVADOR PEREZ (CONT.)

ROYALS ROBERTO CLEMENTE NOMINEES

The **Roberto Clemente** Award, baseball's most prestigious individual honor, is the annual recognition of a Major League player who best represents the game of baseball through extraordinary character, community involvement, philanthropy and positive contributions, both on and off the field.

The Royals 2023 nominee for the Roberto Clemente Award was **Salvador Perez**.

Each year, Perez sponsors hundreds of kids in a baseball academy along with dozens of clinics in his home country of Venezuela. He has paid for reconstructive surgeries for children born with cleft lips, as well as provided thousands of toys for children's hospitals, meals for families in need, and support for Venezuelan police officers and their families. He has personally coached in the **Carlos Fortuna** Organization, providing training and support to the families of boys from Latin America who are working to become professional baseball players.



Perez was a charter sponsor of the Kansas City Urban Youth Academy with a donation of \$1 million, and has personally mentored and coached underserved youth in Kansas City. He has also partnered with Braden's Hope for Childhood Cancer, among many other charitable efforts in and around his adopted hometown.

Below are all of the Royals known Roberto Clemente nominees, dating back to the award's inception in 1971.

ROYALS ROBERTO CLEMENTE AWARD NOMINEES

YEAR	PLAYER	YEAR	PLAYER	YEAR	PLAYER	YEAR	PLAYER
1971*	-	1985	George Brett	1999	-	2013	Billy Butler
1972*	-	1986	George Brett	2000	Jermaine Dye	2014	Eric Hosmer
1973	-	1987	Dan Quisenberry	2001	Mike Sweeney	2015	Alex Gordon
1974	-	1988	George Brett	2002	Roberto Hernandez	2016	Eric Hosmer
1975	-	1989	George Brett	2003	Mike Sweeney	2017	Drew Butera
1976	-	1990	George Brett	2004	Mike Sweeney	2018	Danny Duffy
1977	-	1991	George Brett	2005	Mike Sweeney	2019	Danny Duffy
1978	Paul Splittorff	1992	Jim Eisenreich	2006	Mike Sweeney	2020	Ian Kennedy
1979	George Brett	1993	George Brett	2007	Mike Sweeney	2021	Salvador Perez
1980	George Brett	1994	-	2008	Mark Teahen	2022	Nicky Lopez
1981	-	1995	-	2009	Mark Teahen	2023	Salvador Perez
1982	-	1996	Kevin Appier	2010	Billy Butler		
1983	Dennis Leonard	1997	Jeff Montgomery	2011	Billy Butler		
1984	-	1998	Kevin Appier	2012	Alex Gordon		

*named Commissioner's Award in 1971 and 1972

ROYALS CAPTAINS

Prior to the Royals Opening Day game in 2023, **Salvador Perez** was named the fourth Captain in franchise history, following Royals Hall of Famers **George Brett** (1989-93), **Frank White** (1989-90) and **Mike Sweeney** (2003-07).

"Salvy is a Royals icon, a Kansas City icon, and a baseball icon," said Royals Executive Vice President and General Manager, **J.J. Picollo**. "This honor reflects not just his place in Royals history, but just as importantly the work he puts in and the leadership he provides our organization."

Perez is an eight-time American League All-Star, a five-time *Rawlings* Gold Glove Award winner, a four-time Silver Slugger Award winner and a two-time Royals **Les Pilgrim** Player of the Year. Salvy was unanimously named the MVP of the 2015 World Series, and enters the 2024 season among the Royals all-time leaders in home runs (246, 2nd), RBI (812, 6th), extra-base hits (514, 6th), total bases (2,428, 7th), doubles (257, 8th) and hits (1,411, 7th).



Pictured left to right are the four Captains in Royals history: Mike Sweeney, George Brett, Salvador Perez and Frank White.

SALVADOR PEREZ (CONT.)

CAREER TRANSACTIONS

2006: Signed by Royals as IFA, Oct. 10 (Juan Intriago)...**2012:** Signed by Royals to five-year contract, Feb. 27...Placed on 60-day IL, surgery on torn meniscus in left knee, March 20-June 22...**2013:** Placed on Bereavement/Family Emergency List, May 26-June 4...Placed on Restricted List, June 2-4...Placed on 7-day Concussion IL, Aug. 4-11...**2016:** Signed by Royals to a five-year contract, March 1...**2017:** Placed on 10-day IL, right intercostal strain, Aug. 6-22...**2018:** Placed on 10-day IL, left knee sprain, March 29-April 24...Placed on 10-day IL, left elbow impingement, Aug. 26-Sept. 17...**2019:** Placed on 60-day IL, right elbow surgery, March 13-Nov. 11...**2020:** Placed on 10-day IL, July 4-14...Placed on 10-day IL, swelling of left eye, Aug. 21-Sept. 11...**2021:** Signed by Royals to a four-year contract extension, March 21...**2022:** Placed on 10-day IL, sprained left thumb, May 17-28...placed on 10-day IL, torn ligament, left thumb, June 24-July 29...**2023:** Placed on 7-day Concussion List, Sept. 18-24.

CAREER HR HIGHLIGHTS

MULTI-HR GAMES (16)	PITCHER(S)
+ 8/28/13 at MIN (2)	Andrew Albers & Casey Fien
+ 8/27/16 at BOS (2)	David Price & Robbie Ross
+ 5/21/17 at MIN (G2) (2)	Phil Hughes & Adalberto Mejia
+ 9/6/17 at DET (2)	Matthew Boyd & Zac Reinerger
+ 8/15/18 vs. TOR (2)	Marco Estrada
+ 9/23/20 vs. STL (2)	Carlos Martinez
+ 6/1/21 vs. PIT (2)	Wil Crowe & Chasen Shreve
+ 6/3/21 vs. MIN (2)	J.A. Happ
+ 6/11/21 at OAK (2)	Cole Irvin & Jake Diekman
+ 8/10/21 vs. NYY (2)	Nestor Cortes
+ 8/20/21 at CHC (2)	Zach Davies
+ 9/4/21 vs. CWS (2)	Reynaldo López & Michael Kopech
+ 4/12/22 at STL (2)	Dakota Hudson & Genesis Cabrera
+ 4/19/22 vs. MIN (2)	Chris Archer & Tyler Duffey
+ 5/2/23 vs. BAL (2)	Tyler Wells & Mike Baumann
+ 9/1/23 vs. BOS (2)	James Paxton & Brandon Walter
WALK OFF HR (3)	PITCHER (INN.)
+ 9/15/12 vs. LAA	Ernesto Frieri (9th)
+ 9/14/18 vs. MIN	Trevor Hildenberger (9th)
+ 4/17/21 vs TOR (G2)	Joel Payamps (7th)
GRAND SLAMS (5)	PITCHER (INN.)
+ 6/21/17 vs. BOS	Robby Scott (8th)
+ 5/10/18 at BAL	Chris Tillman (1st)
+ 9/14/18 vs. MIN	Trevor Hildenberger (9th)
+ 8/26/21 at SEA	Joe Smith (6th)
+ 8/27/21 at SEA	Logan Gilbert (4th)

CAREER BATTING

YEAR	TEAM	G	AB	R	H	2B	3B	HR	RBI	SF	HB	BB	SO	SB	CS	AVG	OBP	SLG	OPS	
2007	Surprise (R)	30	86	10	21	3	0	0	10	1	5	5	10	1	1	.244	.320	.279	.599	
2008	Burlington (R)	13	40	4	13	0	1	0	10	1	1	5	5	0	0	.325	.404	.375	.779	
	Idaho Falls (R)	12	43	7	17	3	1	1	6	1	0	2	5	0	1	.395	.413	.581	.994	
2009	Idaho Falls (R)	59	233	35	72	14	3	2	38	5	1	19	25	0	1	.309	.357	.421	.778	
	Burlington (A)	36	127	10	24	6	0	0	7	1	1	6	15	0	1	.189	.230	.236	.466	
2010	Wilmington (AA+)	99	365	35	106	21	1	7	53	9	3	18	38	1	1	.290	.322	.411	.733	
2011	NW Ark. (AA)	79	286	35	81	14	0	9	43	1	4	16	30	0	1	.283	.329	.427	.756	
	Omaha (AAA)	12	48	5	16	5	0	1	10	0	1	0	6	0	0	.333	.347	.500	.847	
	KANSAS CITY	39	148	20	49	8	2	3	21	2	1	7	20	0	0	.331	.361	.473	.834	
2012	Omaha (AAA)*	12	50	11	17	2	0	0	7	0	0	2	5	0	0	.340	.365	.380	.745	
	KANSAS CITY	76	289	38	87	16	0	11	39	3	1	12	27	0	0	.301	.328	.471	.799	
2013	KANSAS CITY	138	496	48	145	25	3	13	79	5	4	21	63	0	0	.292	.323	.433	.756	
2014	KANSAS CITY	150	578	57	150	28	2	17	70	3	3	22	85	1	0	.260	.289	.403	.692	
2015	KANSAS CITY	142	531	52	138	25	0	21	70	5	4	13	82	1	0	.260	.280	.426	.706	
2016	KANSAS CITY	139	514	57	127	28	2	22	64	2	8	22	119	0	0	.247	.288	.438	.726	
2017	KANSAS CITY	129	471	57	126	24	1	27	80	5	17	95	1	0	0	.268	.297	.495	.792	
2018	NW Ark. (AA)*	3	9	1	3	0	0	1	3	1	0	2	0	0	0	.333	.364	.667	1.031	
	Omaha (AAA)*	4	15	3	6	2	0	1	3	0	0	0	0	0	0	.400	.400	.733	1.133	
	KANSAS CITY	129	510	52	120	23	0	27	80	5	12	17	108	1	1	.235	.274	.439	.713	
2019	KANSAS CITY	Did not play (injured)																		
2020	KANSAS CITY	37	150	22	50	12	0	11	32	1	2	3	36	1	0	.333	.353	.633	.986	
2021	KANSAS CITY	161	620	88	169	24	0	48	121	4	13	28	170	1	0	.273	.316	.544	.860	
2022	Omaha (AAA)*	3	8	1	4	1	0	0	0	0	1	3	0	0	0	.500	.556	.625	1.181	
	KANSAS CITY	114	445	48	113	23	1	23	76	3	7	18	109	0	0	.254	.292	.465	.757	
2023	KANSAS CITY	140	538	59	137	21	0	23	80	8	13	19	135	0	0	.255	.292	.422	.714	
MINOR LEAGUE TOTALS		362	1310	157	380	71	6	22	190	20	17	74	144	2	6	.290	.331	.404	.735	
MAJOR LEAGUE TOTALS		1394	5290	59	1411	257	11	246	812	46	73	199	1049	6	1	.267	.300	.459	.759	

MLB leaders in bold. Tied for MLB lead in *italics*. *Minor league injury rehab

POSTSEASON BATTING

YEAR	SERIES	TEAM/OPP	G	AB	R	H	2B	3B	HR	RBI	S	SF	HBP	BB	SO	SB	CS	AVG	OBP	SLG
2014	ALWC	KC vs. OAK	1	6	0	1	0	0	0	1	0	0	0	0	2	0	0	.167	.167	.167
	ALDS	KC vs. LAA	3	13	0	2	0	0	0	1	0	0	0	0	4	0	0	.154	.154	.154
	ALCS	KC vs. BAL	4	15	1	1	0	0	0	0	0	0	0	1	2	0	0	.067	.125	.067
	WS	KC vs. SF	7	24	3	8	1	0	1	4	0	0	1	0	2	0	0	.333	.360	.500
2015	ALDS	KC vs. HOU	5	14	3	4	0	0	2	4	0	0	2	2	3	0	0	.286	.444	.714
	ALCS	KC vs. TOR	6	22	4	3	1	0	2	2	0	0	0	1	4	0	0	.136	.174	.455
	WS	KC vs. NYM	5	22	3	8	2	0	0	2	0	0	0	1	2	0	0	.364	.391	.455
POSTSEASON TOTALS			31	116	14	27	4	0	5	14	0	0	3	5	19	0	0	.233	.282	.397

SALVADOR PEREZ (CONT.)

ALL-STAR GAME BATTING

YEAR	TEAM	SITE	G	AB	R	H	2B	3B	HR	RBI	S	SF	HBP	BB	SO	SB	CS	AVG	OBP	SLG
2013	AL	NYM	1	1	1	1	0	0	0	0	0	0	0	0	0	0	0	1.000	1.000	1.000
2014	AL	MIN	1	1	0	0	0	0	0	0	0	0	0	0	0	0	0	.000	.000	.000
2015	AL	CIN	1	2	0	0	0	0	0	0	0	0	0	2	0	0	0	.000	.000	.000
2016	AL	SD	1	2	1	1	0	0	1	2	0	0	0	0	0	0	0	.500	.500	2.000
2017	AL	MIA	1	2	0	0	0	0	0	0	0	0	0	0	0	0	0	.000	.000	.000
2018	AL	WAS	1	2	0	0	0	0	0	0	0	0	0	2	0	0	0	.000	.000	.000
2021	AL	COL	1	2	0	0	0	0	0	0	0	0	0	2	0	0	0	.000	.000	.000
2023	AL	SEA	1	2	1	1	0	0	0	0	0	0	0	0	0	0	0	.500	.500	1.000
ASG TOTALS			9	14	3	3	0	0	1	2	0	0	0	6	0	0	0	.214	.214	.429

WORLD BASEBALL CLASSIC BATTING

YEAR	TEAM	G	AB	R	H	2B	3B	HR	RBI	S	SF	HBP	BB	SO	SB	CS	AVG	OBP	SLG
2013	VENEZUELA	2	5	1	1	1	0	0	0	0	0	0	0	1	0	0	.200	.200	.400
2017	VENEZUELA	2	7	2	2	1	0	1	2	0	0	0	1	0	0	0	.286	.375	.857
2023	VENEZUELA	4	14	5	6	4	0	1	6	0	0	1	0	1	0	0	.429	.467	.929
WBC TOTALS			8	26	8	9	6	0	2	8	0	0	1	2	0	0	.346	.393	.808

CAREER FIELDING

YEAR	POSITION	PCT	G	GS	INN	TC	PO	A	E	DP	PB	SB	CS	SB%	
2011	CATCHER	.990	39	39	338.2	314	290	21	3	2	2	26	7	78.8%	
2012	CATCHER	.993	74	74	653.2	579	522	53	4	4	3	25	18	58.1%	
2013	CATCHER	.993	137	126	1115.1	1008	930	71	7	4	3	46	25	64.8%	
	FIRST BASE	.667	1	1	9.0	3	2	0	1	0	-	-	-	-	
2014	CATCHER	.992	146	143	1248.2	1118	1037	72	9	5	5	57	25	69.5%	
2015	CATCHER	.996	139	137	1192.1	1068	974	90	4	10	4	66	29	69.5%	
	FIRST BASE	1.000	1	0	3.0	2	2	0	0	1	-	-	-	-	
2016	CATCHER	.996	128	128	1105.2	1070	989	77	4	4	5	40	37	51.9%	
	FIRST BASE	1.000	1	0	3.0	3	3	0	0	0	-	-	-	-	
2017	CATCHER	.994	115	113	941.2	835	784	46	5	3	3	54	20	73.0%	
2018	CATCHER	1.000	96	96	831.0	759	690	69	0	11	4	27	25	51.9%	
	FIRST BASE	1.000	3	2	21.1	26	25	1	0	2	-	-	-	-	
2019	did not play (injured)														
2020	CATCHER	1.000	34	33	274.0	301	295	6	0	1	0	8	3	72.7%	
	FIRST BASE	1.000	3	1	15.0	15	15	0	0	4	-	-	-	-	
2021	CATCHER	.998	124	120	1002.2	1038	975	61	2	12	1	23	18	56.1%	
2022	CATCHER	.996	34	31	272.0	231	215	15	1	1	1	12	3	80.0%	
2023	CATCHER	.999	91	90	738.1	681	655	25	1	2	2	54	9	85.7%	
	FIRST BASE	.994	23	21	182.0	164	149	14	1	13	-	-	-	-	
CAREER TOTALS (C)		.996	1200	1173	10063.2	9352	8689	621	42	61	33	445	226	66.3%	
CAREER TOTALS (1B)		.991	32	25	233.1	213	196	15	2	20	-	-	-	-	

LONGEST ROYALS HOME RUNS (SINCE 2015)

Rank	Name	Date	Opponent	Pitcher	Field	Distance (ft.)
1.	Brandon Moss	July 1, 2017 (GI)	vs. Minnesota	Berrios	Center	474
2.	Kendrys Morales	Aug. 25, 2015	vs. Baltimore	M. Gonzalez	Right-Center	469
3.	Drew Waters	July 16, 2023	vs. Tampa Bay	Chirinos	Right-Center	465
	Jorge Soler	Aug. 3, 2019	at Minnesota	Gibson	Left	465
5.	Adalberto Mondesi	June 18, 2021	vs. Boston	Pivetta	Right	464
	Jorge Soler	May 14, 2017	vs. Baltimore	Bleier	Center	464
7.	Salvador Perez	May 7, 2023	vs. Oakland	Miller	Left-Center	462
	Jorge Soler	June 15, 2019	at Minnesota	Odorizzi	Left	462
9.	Salvador Perez	May 4, 2021	vs. Cleveland	Hentges	Center	460
10.	Salvador Perez	April 17, 2021	vs. Toronto	Payamps	Center	459
	Kendrys Morales	Aug. 7, 2016	vs. Toronto	Cecil	Center	459
12.	Michael A. Taylor	April 3, 2021	vs. Texas	Arihara	Center	458
	Adalberto Mondesi	Sept. 7, 2020	at Cleveland	Plesac	Right	458
	Eric Hosmer	May 5, 2017	vs. Cleveland	Salazar	Center	458
	Lorenzo Cain	Sept. 2, 2015	vs. Detroit	Wolf	Left-Center	458
16.	Salvador Perez	June 3, 2021	vs. Minnesota	Happ	Center	456
	Brandon Moss	May 12, 2017	vs. Baltimore	Bundy	Right-Center	456
18.	Franmil Reyes	April 4, 2023	vs. Toronto	Kikuchi	Left-Center	455
	Alex Gordon	April 28, 2015	at Cleveland	Bauer	Right	455
20.	Salvador Perez	Aug. 5, 2022	vs. Boston	Winckowski	Left	454
	Salvador Perez	July 25, 2021	vs. Detroit	Skubal	Left-Center	454
	Alex Gordon	Aug. 8, 2019	at Detroit	Cisnero	Center	454
	Jorge Soler	April 10, 2019	vs. Seattle	Kikuchi	Left-Center	454
	Salvador Perez	Aug. 24, 2018	vs. Cleveland	Clevinger	Center	454
	Salvador Perez	Aug. 15, 2015	vs. LA Angels	Shoemaker	Left-Center	454

NICK PRATTO



NICK PRATTO

#32 | IF

B/T	HT/WT	BORN (OPENING DAY AGE)	SERVICE TIME
L/L	6-1/225	Oct. 6, 1998 (25) in Huntington Beach, Calif.	1 year, 67 days
ACQUIRED	SIGNING SCOUT	OPTION YEARS USED	
1st round (14th), 2017 Draft	Rich Amaral (Royals)	2/3	

ROYAL RUNDOWN

- + SiriusXM All-Star Futures selection 2021-22
- + 2018 Frank White Defensive Player of the Year
- + 2021 Minor League *Rawlings* Gold Glove (1B)
- + 2018 South Atlantic League midseason All-Star
- + 2021 Double-A Central postseason All-Star
- + 2018 SAL All-Star Game "Top Star"
- + 2021 *Baseball America* Minor League All-Star
- + 2017 Surprise Player of the Year

YEAR	TEAM	G	AB	R	H	2B	3B	HR	RBI	BB	SO	SB	CS	AVG	OBP	SLG
2023	KC	95	306	33	71	16	0	7	35	29	138	1	1	.232	.307	.353
CAREER (2 YRS)		144	464	51	100	25	1	14	55	48	204	1	1	.216	.295	.364

CAREER HIGHLIGHTS

+ **Nick Pratto** made his Major League debut with the Royals in **2022** and has played in 144 games with the Major League club since, including 95 games in **2023**.

+ Posted a .993 fielding pct. at first base in **2023** (512 putouts, 28 assists, 544 total chances) and owns a .995 career fielding pct. at first since his **2022** debut, which ranks tied for 5th among American League first basemen in that stretch (min. 800 total chances).

+ He was selected to the SiriusXM All-Star Futures Game in two straight seasons from **2021-22**.

+ Had a banner year between Double-A Northwest Arkansas and Triple-A Omaha in **2021**, when he was named a Double-A Central postseason All-Star, a *Baseball America* Minor League All-Star and an MiLB.com Organization All-Star...he was also awarded a Minor League *Rawlings* Gold Glove.

+ In **2018**, Pratto was named the MVP of the South Atlantic League All-Star Game and was named the organization's **Frank White** Defensive Player of the Year.

2023 HIGHLIGHTS

+ Pratto appeared in a career-high 95 games in **2023**...he opened the year with Triple-A Omaha and was recalled on April 5, but was optioned two days later...was recalled for his second stint on April 28, and three months later, he landed on the 10-day IL with a left groin strain, missing 27 games before being returned from rehab and reinstated on Sept. 7.

+ Finished the year with a 40.7 Sweet Spot pct. (*Baseball Savant* defines "Sweet Spot" as a batted-ball event with a launch angle between 8-32°), which ranked tied for 6th in the AL, behind **Brandon Belt** (.44.0), **Donovan Solano** (.43.1), **Yoán Moncada** (.42.5), **Josh Jung** (.41.9) and **Anthony Rizzo** (.41.2).

+ From the start of April through the end of May, Pratto's .398 on-base percentage in 31 games was the 6th highest mark in the American League (min. 100 PA), behind only **Anthony Rendon** (.421), **Yandy Díaz** (.411), **Randy Arozarena** (.409), **Aaron Judge** (.408) and **Zach McKinstry** (.403).

+ Hit leadoff home runs on June 3 vs. Colorado and June 23 at Tampa Bay...he was the only Royal in **2023** to hit multiple leadoff homers.

+ His leadoff homer on June 3 came off left hander **Austin Gomber**, marking the 14th lefty-on-lefty leadoff home run in club history and the 1st since **Alex Gordon** did it vs. Cleveland's **Scott Kazmir** on Sept. 11, 2013...he became the fifth left-handed batter in Royals history to hit a leadoff HR vs. a left-handed pitcher.

CAREER HIGHS

HITS	RUNS
4, 8/30/22 at CWS	3 (2x), last 5/5/23 vs. OAK
DOUBLES	RBI
2 (2x), last 5/13/23 at MIL	3 (4x), last 5/10/23 vs. CWS
TRIPLES	STOLEN BASES
1, 7/28/22 at NYY	1, 5/17/23 at SD
HOME RUNS	WALKS
2, 8/30/22 at CWS	3, 7/25/22 vs. LAA

STREAKS

HITTING	ON BASE
7 6/2/23 - 6/9/23	11 5/27/23 - 6/9/23

BEST FIELDING PCT. BY AL FIRST BASEMEN SINCE 2022*

PLAYER	FIELDING PCT.
1. Ty France	.998
T2. Yuli Gurriel	.996
T2. Ryan Mountcastle	.996
T2. Andrew Vaughn	.996
T5. Nick Pratto	.995
T5. 4 others	.995

*min. 800 total chances

ROYALS TO HIT WALK-OFF HR IN FIRST MLB SEASON

PLAYER	DATE/OPP
Jon Nunnally	5/18/95 vs. SEA
Jon Nunnally	7/29/95 vs. DET
Paulo Orlando	7/7/15 vs. TB
Nick Pratto	8/6/22 vs. BOS

ADDITIONAL CAREER HIGHLIGHTS

+ Pratto made his Major League debut with the Royals as a replacement player during the series in Toronto from July 14-17, **2022** and was recalled again on July 22...he remained with the team through Sept. 17, before finishing the season at Triple-A Omaha.

+ He recorded his 1st career home run in his 4th game on July 17, **2022** in Toronto, off **José Berrios**.

+ Pratto recorded multiple RBI in 4 straight games from Aug. 26-30, **2022** (10 RBI total), which fell 1 game shy of the franchise record set by **Bo Jackson** in 1990.

+ On Aug. 6, **2022** vs. Boston, he recorded his 1st career walk-off home run, a 424-ft. shot with 2 outs in the 9th inning that broke a 4-4 tie...he became just the third Royal (4th time) to hit a walk-off homer in his first big league season.

NICK PRATTO (CONT.)

ADDITIONAL CAREER HIGHLIGHTS (CONT.)

+ On Aug. 30, **2022** in Chicago vs. the White Sox, Pratto recorded a career-best 4 hits and 2 home runs, becoming the second Royal to record a 4-hit, 2-homer effort within his first 40 career games, following **Bo Jackson**, who did it on April 14, 1987 vs. Detroit.

MINOR LEAGUE HIGHLIGHTS

+ Pratto was selected to the SiriusXM All-Star Futures Game in **2022** for the second straight year, but wasn't able to play because he was in the big leagues when the game took place on July 16.

+ Prior to his recall on July 14, **2022**, his 17 home runs at Triple-A Omaha ranked 2nd in the organization and his 55 runs were tied for the 3rd most in the International League.

+ In **2021**, he ranked 2nd in Minor League Baseball in extra-base hits (71), tied for 2nd in home runs (36), ranked 3rd in RBI (98), tied for 3rd in runs (98), 5th in walks (83) and 7th in slugging percentage (.602).

+ From his Triple-A debut on July 20, **2021** through season's end, he led the Triple-A East in home runs (21) and RBI (55), ranked 2nd in slugging percentage (.634), extra-base hits (39) and runs (54), 3rd in walks (37) and 4th in OPS (1.001).

+ Pratto was the starting first baseman for the American League in the **2021** SiriusXM All-Star Futures Game at Coors Field.

+ In **2020**, he spent the year at the Royals Alternate Training Site in Kansas City, and participated in Postseason Camp at Kauffman Stadium.

+ Pratto was on the High-A Wilmington Blue Rocks Carolina League championship team in **2019**.

+ He was named a "Top Star" of the **2018** South Atlantic League All-Star Game, going 2-for-5 with a 2-run HR and 4 RBI for the South Division.

MINOR LEAGUE HIGHLIGHTS (CONT.)

+ In **2018**, Pratto ranked 2nd among South Atlantic League hitters in runs (79), tied for 2nd in doubles (33), 3rd in hits (136) and total bases (15), 4th in games (127) and 5th in extra-base hits (49).

+ In **2017**, Pratto was named Surprise Player of the Year, after he led the team in RBI (34), tied for the team lead in HR (4) and ranked 2nd in hits (49).

MISCELLANEOUS NOTES

+ Pratto resides in Huntington Beach, Calif.

+ He bypassed a scholarship to play baseball at the University of Southern California when he signed with the Royals, who drafted him 14th overall in **2017**.

+ Pratto graduated from Huntington Beach HS (Calif.) in **2017**, where he hit .318 with 7 home runs as a senior as was rated the "Best High School Hitter" in the Draft, according to *Baseball America*.

+ He played for Team USA's 18U National Team in **2015-16** and led the squad to back-to-back World Championships.

+ Pratto recorded a walk-off RBI single with the bases loaded to defeat Japan in the **2011** Little League World Series championship.

CAREER WALK OFFS (1)

DATE/OPPONENT	PLAY/PITCHER (INN.)
+ 8/6/22 vs. BOS	solo HR off Whitlock (9th)

CAREER HR HIGHLIGHTS

MULTI-HR GAMES (1)	PITCHER(S)
+ 8/30/22 at CWS (2)	Lucas Giolito
WALK OFF HR (1)	PITCHER (INN.)
+ 8/6/22 vs. BOS	Garrett Whitlock (9th)

CAREER BATTING

YEAR	TEAM	G	AB	R	H	2B	3B	HR	RBI	SF	HB	BB	SO	SB	CS	AVG	OBP	SLG	OPS
2017	Surprise (R)	52	198	25	49	15	3	4	34	5	3	24	58	10	4	.247	.330	.414	.744
2018	Burlington (R)	127	485	79	136	33	2	14	62	4	3	45	150	22	5	.280	.343	.443	.886
2019	Idaho Falls (R)	124	419	48	80	21	1	9	46	2	2	49	164	17	7	.191	.278	.310	.588
2020		Did not play (no minor league season)																	
2021	NW Arkansas (AA)	61	221	44	60	13	4	15	43	3	5	46	80	7	5	.271	.404	.570	.974
	Omaha (AAA)	63	224	54	58	15	3	21	55	5	4	37	77	5	0	.259	.367	.634	1.001
2022	Omaha (AAA)	82	303	57	69	10	3	17	47	2	10	59	114	8	2	.228	.369	.449	.818
	KANSAS CITY	49	158	18	29	9	1	7	20	3	1	19	66	0	0	.184	.271	.386	.657
2023	Omaha (AAA)*	31	111	14	20	4	1	4	17	2	2	16	37	0	0	.180	.290	.342	.632
	KANSAS CITY	95	306	33	71	16	0	7	35	4	6	29	138	1	1	.232	.307	.353	.660
MINOR LEAGUE TOTALS		540	1961	321	472	111	17	84	304	23	29	276	680	69	23	.241	.339	.443	.782
MAJOR LEAGUE TOTALS		144	464	51	100	25	1	14	55	7	7	48	204	1	1	.216	.295	.364	.659

*Minor league injury rehab

CAREER FIELDING

YEAR	POSITION	PCT	G	GS	INN.	TC	PO	A	E	DP
2022	FIRST BASE	1.000	43	39	340.1	323	297	26	0	32
	LEFT FIELD	1.000	7	6	51.0	10	10	0	0	0
	RIGHT FIELD	1.000	1	1	7.0	1	1	0	0	0
2023	FIRST BASE	.993	78	64	565.2	544	512	28	4	51
	LEFT FIELD	1.000	16	15	122.0	27	25	2	0	0
	RIGHT FIELD	1.000	5	4	35.0	11	10	1	0	0
CAREER TOTALS (1B)		.995	121	103	906.0	867	809	54	4	83
CAREER TOTALS (LF)		1.000	23	21	173.0	37	35	2	0	0
CAREER TOTALS (RF)		1.000	6	5	42.0	12	11	1	0	0

CAREER TRANSACTIONS

2017: Selected by Kansas City in the 1st round (14th) of the Draft (Rich Amaral)...**2023:** Placed on 10-day IL, left groin strain, July 28-Sept. 7.

COLE RAGANS



COLE RAGANS #55 | LHP

B/T	HT/WT	BORN (OPENING DAY AGE)	SERVICE TIME
L/L	6-3/215	12/12/97 (26 in Crawfordville, Fla.)	1 year, 29 days
ACQUIRED	SIGNING SCOUT		OPTION YEARS USED
Trade with TEX, 6/30/23	Brett Campbell (Rangers)		1/3

ROYAL RUNDOWN

- + 2-year Major League veteran with TEX & KC
- + Led all pitchers in fWAR from Aug. 1-Oct. 1, 2023
- + 5-2, 2.64 ERA, 89 K in 12 GS with KC in 2023
- + August 2023 AL Pitcher of the Month
- + MLB debut: 8/4/22 vs. CWS
- + First MLB win: 3/30/23 vs. PHI
- + 2022 Rangers MiLB Pitcher of the Year
- + 2021 All-Star Futures Game selection

YEAR	TEAM	W	L	ERA	GS	SV	IP	H	R	ER	HR	BB	SO	BB/9	SO/9	AVG
2023	TEX/KC	7	5	3.47	29	12	96.0	70	40	37	7	41	113	3.8	10.6	.202
CAREER (2 YRS)		7	8	3.90	38	21	136.0	113	64	59	13	57	140	3.8	9.3	.224

CAREER HIGHLIGHTS

- + Cole Ragans was acquired from Texas on June 30, 2023 with minor league OF **Roni Cabrera** for LHP **Aroldis Chapman**.
- + Made his Royals debut in Game 2 of the July 15, 2023 doubleheader vs. Tampa Bay...in his first full month with Kansas City, he won American League Pitcher of the Month honors after going 3-1 in 6 starts with a Majors-best 1.72 ERA (7 ER in 36.2 IP) and 53 strikeouts.
- + Overcame Tommy John surgeries in 2018 and 2019, and missed the 2020 season due to the pandemic... was named an All-Star Futures Game selection upon his return in 2021 and earned Texas' **Nolan Ryan** Minor League Pitcher of the Year Award in 2022.
- + Ragans' journey through injuries was documented in [this story](#) by *The Athletic's* **Levi Weaver**.

2023 HIGHLIGHTS

- + Made Texas' Opening Day roster in 2023 and had 17 appearances in relief before being optioned on June 13 to Triple-A Round Rock.
- + Earned his 1st Major League win on Opening Day vs. Philadelphia after recording the final out of the 4th inning before the Rangers plated 9 runs in the bottom half en route to an 11-7 victory.
- + Was acquired on June 30 by Kansas City in a three-player trade that sent **Aroldis Chapman** to Texas.
- + From his Aug. 2 recall through season's end, he led all Major League pitchers in fWAR (2.3) and strikeouts (86).
- + Recorded a career-long homerless streak that lasted 37.2 innings from Aug. 12-Sept. 16.
- + Had a career-best 26.0-inning scoreless streak from Aug. 18-Sept. 10 that was the 6th-longest by a starting pitcher in Royals history, and was the longest by a Royals starter since **Zack Greinke's** club-record streak of 38.0 scoreless innings from 2008-09.
- + Retired 23 straight batters from Aug. 23-29, including the last batters of his Aug. 23 start in Oakland and the first 12 batters of his Aug. 29 start vs. Pittsburgh.
- + Named American League Pitcher of the Month for August, becoming the first Royal to win the award since **Zack Greinke** in April 2009...Ragans went 3-1 in 6 August starts with a Majors-best 1.72 ERA (7 ER in 36.2 IP) and 53 strikeouts.
- + Ragans' 53 strikeouts in August were the 2nd most in any month in franchise history, trailing only **Dennis Leonard's** 55 strikeouts in June 1977.

CAREER HIGHS

STRIKEOUTS	INNINGS
11 (2x), last 8/23/23 at OAK	7.0, 8/29/23 vs. PIT

STREAKS

SCORELESS	HOMERLESS
26.0 IP 8/18/23 - 9/10/23	37.2 IP 8/12/23 - 9/16/23

COLE RAGANS IN 2023

	W-L	G/GS	IP	ERA	K
TEXAS	2-3	17/0	24.1	5.92	24
KANSAS CITY	5-2	12/12	71.2	2.64	89

COLE RAGANS AL RANKS, AUG. 1-OCT. 1, 2023

	ERA	K	K/9	K%	OPS
TOTAL	2.70	86	11.6	32.3%	.543
RANK	6th	1st*	1st	2nd	4th

*also led all of Major League Baseball

fWAR PITCHING LEADERS, AUG. 1-OCT. 1, 2023

PITCHER (TEAM)	fWAR
1. Cole Ragans (KC)	2.3
2. Tarik Skubal (DET)	2.2
T3. Spencer Strider (ATL)	2.1
T3. Logan Webb (SF)	2.1

MOST K IN ANY MONTH, ROYALS HISTORY

PITCHER	MONTH	STRIKEOUTS
1. Dennis Leonard	June 1977	55
2. Cole Ragans	August 2023	53

LONGEST SCORELESS STREAKS BY ROYALS SP

PITCHER	IP	START	END
1. Zack Greinke	38.0	9/18/08	- 4/24/09
2. Kevin Appier	33.0	8/28/93	- 9/23/93
3. Bret Saberhagen	31.0	9/13/89	- 9/30/1989
4. David Cone	28.0	5/6/94	- 5/22/94
5. Kevin Appier	27.0	7/28/96	- 8/12/96
6. Cole Ragans	26.0	8/18/23	- 9/10/23

2023 HIGHLIGHTS (CONT.)

- + His 89 strikeouts are the most by any pitcher through 12 appearances with the Royals, ahead of **James Shields'** 78 through 12 outings in 2013.
- + He induced 190 swings and misses in the 2nd half, 4th most in the American League behind **Luis Castillo** (230 in 89.2 IP), **Dylan Cease** (206 in 74.1 IP) and **Pablo López** (205 in 83.0 IP).

COLE RAGANS (CONT.)

2023 HIGHLIGHTS (CONT.)

- + He averaged 96.6 mph on his fastball, according to *Brooks Baseball*, which ranked 2nd among American League left handers (min. 500 fastballs), trailing only **Shane Bieber** (96.8 mph).
- + Added a slider after joining the Royals and in his 12 starts with Kansas City, he threw it 10.0% of the time with 24 strikeouts and a .180 opponents' average.

ADDITIONAL CAREER HIGHLIGHTS

- + Ragans made his Major League debut on Aug. 4, **2022** vs. the White Sox and allowed 1 unearned run in 5.0 innings, becoming the second left hander in Rangers history with at least 5.0 innings and no earned runs allowed in his debut.
- + Held opponents to 3 earned runs or fewer in 7 of his 9 starts with Texas in **2022**.

MINOR LEAGUE HIGHLIGHTS

- + Earned Rangers **Nolan Ryan** Minor League Pitcher of the Year Award in **2022** after he combined for an 8-5 record with a 3.04 ERA (32 ER in 94.2 IP) over 18 starts for Double-A Frisco and Triple-A Round Rock.
- + Selected Rangers April Minor League Pitcher of the Month in **2022** after posting a 2.13 ERA (3 ER in 12.2 IP) with 17 strikeouts in 3 starts for the RoughRiders.
- + Returned to the field in **2021** after missing three seasons due to injury (**2018-19**) and the pandemic (**2020**), and combined to go 4-3 with a 4.35 ERA (39 ER in 80.2 IP) in 19 games (17 starts) for Frisco and High-A Hickory.

CAREER PITCHING

YEAR	TEAM	W-L	ERA	G	GS	SV	IP	H	R	ER	HR	HB	BB	SO	BB/9	SO/9	AVG
2016	AZL Rangers (R)	0-0	4.70	4	2	0	7.2	11	4	0	0	6	9	7.0	10.6	.344	
2017	Spokane (A)	3-2	3.61	13	13	0	57.1	50	27	23	5	1	35	87	5.5	13.7	.234
2018		Did not play (injured)															
2019		Did not play (injured)															
2020		Did not play (no minor league season)															
2021	Hickory (A+)	1-2	3.25	10	10	0	44.1	34	16	16	4	1	14	54	2.8	11.0	.217
	Frisco (AA)	3-1	5.70	9	7	0	36.1	39	27	23	8	2	20	33	5.0	8.2	.275
2022	Frisco (AA)	5-3	2.81	10	10	0	51.1	41	18	16	6	1	19	65	3.3	11.4	.219
	Round Rock (AAA)	3-2	3.32	8	8	0	43.1	34	18	16	4	4	12	48	2.5	10.0	.211
	TEXAS	0-3	4.95	9	9	0	40.0	43	24	22	6	0	16	27	3.6	6.1	.272
2023	Round Rock (AAA)	0-0	2.79	3	3	0	9.2	5	3	3	1	0	6	15	5.6	14.0	.152
	Omaha (AAA)	2-1	4.82	4	4	0	18.2	18	10	10	1	0	10	22	4.8	10.6	.254
	TEXAS	2-3	5.92	17	0	0	24.1	20	17	16	4	1	14	24	5.2	8.9	.225
	KANSAS CITY	5-2	2.64	12	12	0	71.2	50	23	21	3	1	27	89	3.4	11.2	.195
MINOR LEAGUE TOTALS		17-11	3.72	61	57	0	268.2	232	123	111	29	9	122	333	4.1	11.2	.233
MAJOR LEAGUE TOTALS		7-8	3.90	38	21	0	136.0	113	64	59	13	2	57	140	3.8	9.3	.224

CAREER TRANSACTIONS

2016: Selected by Texas in 1st round (30th) of Draft (Brett Campbell)...**2022:** Placed on 15-day IL, left calf strain, Aug. 26-Sept. 7...placed on 15-day IL, left calf strain, Oct. 3-end of season...**2023:** Acquired by Kansas City from Texas with OF **Roni Cabrera** for LHP **Aroldis Chapman**, June 30.

WHAT OTHERS ARE SAYING ABOUT COLE RAGANS

(QUOTES VIA ANNE ROGERS)

- + "That kid was really, really good," Red Sox Manager **Alex Cora** said on Aug. 7, 2023. "Wow. We talk about the Trade Deadline and what teams do and don't do, whatever. But to get an arm like that to their program, where they're at, that's A-plus. We've seen a lot of good pitching the whole season, and the ability to throw 98, 99 with a good changeup, cutter ... Stuff-wise, one of the best that we've seen."
- + "That was probably one of the best performances we've seen all season on the mound," A's Manager **Mark Kotsay** said on Aug. 23, 2023. "We've seen Ragans before, and the velo has definitely spiked. He was 98-100 today. The changeup was electric. I don't think we got a good swing off it. And the angle of the slider. You see why that trade was made. They picked up a really good arm."

MINOR LEAGUE HIGHLIGHTS

- + Represented Texas at the SiriusXM All-Star Futures Game on July 11, **2021** at Coors Field in Denver.
- + Earned midseason and postseason All-Star honors in the Northwest League in **2017** after going 3-2 with a 3.61 ERA (23 ER in 57.1 IP) across 13 starts for Low-A Spokane.

MISCELLANEOUS NOTES

- + Cole resides in Tallahassee, Fla., with his wife, **Tori**, who he married on Nov. 3, **2018**.
- + Graduated from North Florida Christian High School in **2016**, where he was named an Under Armour All-American and All-Big Bend Pitcher of the Year as a senior after going 9-2 with a 0.90 ERA and 104 strikeouts in 90.0 innings.
- + Was committed to Florida State University before signing with the Rangers.
- + Studied video of former All-Star **Cole Hamels** while he was in high school.

CAREER FIELDING

PCT	G	TC	PO	A	E	DP
1.000	38	15	4	11	0	0

HUNTER RENFROE



HUNTER RENFROE #16 | OF

B/T	HT/WT	BORN (OPENING DAY AGE)	SERVICE TIME
R/R	5-11/230	Jan. 28, 1992 (32) in Crystal Springs, Miss.	6 years, 165 days
ACQUIRED	SIGNING SCOUT	CONTRACT STATUS	
Signed as FA, 12/19/23	Andrew Salvo (Padres)	Signed through 2024	

ROYAL RUNDOWN

- + 8-year MLB veteran with 6 different teams
- + SD 2017 Roberto Clemente Award nominee
- + 2019 & 2021 *Rawlings* Gold Glove Finalist
- + Leads MLB in OF assists since 2017
- + Played in 23 career Postseason games
- + Won Padres Team MVP Award in 2018
- + Member of the Rays 2020 WS roster
- + NL Player of the Week honors in 2016

YEAR	TEAM	G	AB	R	H	2B	3B	HR	RBI	BB	SO	SB	CS	AVG	OBP	SLG
2023	LAA/CIN	140	498	60	116	31	0	20	60	44	125	0	0	.233	.297	.416
CAREER (8 YRS)		841	2938	405	702	162	4	177	454	245	821	14	4	.239	.300	.478

CAREER HIGHLIGHTS

- + Renfroe has recorded at least 20 home runs in six consecutive seasons (excluding 2020), making him one of just 13 players to do so since **2017**.
- + Since **2017**, he has registered six-straight 162-game seasons with at least 50 extra-base hits (**2017-19, '21-23**), which is tied for the most such seasons in the Majors.
- + He's recorded 65 outfield assists since making his Major League debut in **2016**, which marks the 2nd most outfield assists in the Majors over that span... since his first *full season* in **2017**, he leads the Majors with 64 outfield assists.
- + Since his first full season in **2017**, he's hit 173 home runs, which is the 23rd most in the Majors over that time frame, trailing leader **Aaron Judge** (253)...his 166 home runs as an *outfielder* in that stretch rank 5th in the Majors.

- + Since **2020**, he has ranked in the 90th-percentile-or-higher in arm strength each season, per *Baseball Savant*...in **2021**, his average throws of 94.6 mph paced the American League and were 2nd to only San Diego's **Fernando Tatis Jr.**
- + Renfroe hit at least 25 home runs in five consecutive 162-game seasons from **2017-22**...over that stretch, his 153 total homers—including his 8 HR in **2020**—ranked 19th in the Majors.

- + Renfroe was named a *Rawlings* Gold Glove Award finalist in both **2019** and **2021**.
- + Was named San Diego's **Roberto Clemente** Award nominee in **2017**.
- + Earned National League Player of the Week honors for Sept. 26-Oct. 2, **2016**, which marked his first full week in the Majors.

2023 HIGHLIGHTS

- + Renfroe opened the **2023** season with the Angels and appeared in 126 games before being acquired off waivers by the Cincinnati Reds on Aug. 31...he was designated for assignment on Sept. 18 and released three days later, before signing as a free agent with Kansas City on Dec. 19.
- + Produced a walk-off RBI fielder's choice in the Reds 2-1 win on Sept. 2 vs. the Cubs.
- + At the time Cincinnati claimed him off waivers in August, he led the Angels in doubles (31) and ranked 2nd on the team to **Shohei Ohtani** in games (126), hits (111), home runs (19, tied with **Brandon Drury**) and total bases (199).
- + Despite leaving Los Angeles at the end of August, his 31 doubles led the Angels in 2023.

CAREER HIGHS

HITS	RUNS
5, 6/24/23 at COL	4 (3x), last 8/10/19 vs. COL
DOUBLES	RBI
2 (12x), last 7/27/23 at DET	7, 9/27/16 vs. LAD
TRIPLES	STOLEN BASES
1 (4x), last 8/13/22 at STL	1 (14x), last 7/14/22 at SF
HOME RUNS	WALKS
3 (2x), last 6/14/19 at COL	3 (2x), last 6/15/22 at NYM

STREAKS

HITTING	ON BASE
12 9/15/21 - 10/1/21	15 5/18/21 - 6/6/21

MOST SEASONS WITH AT LEAST 50 EXTRA-BASE HITS SINCE 2017

PLAYER	SEASONS
T1. Hunter Renfroe	6
T1. Mookie Betts	6
T1. Manny Machado	6
T1. J.D. Martinez	6
T1. José Ramirez	6
T1. Nolan Arenado	6
T1. Freddie Freeman	6
T1. Paul Goldschmidt	6
T1. Eugenio Suárez	6

MOST OUTFIELD ASSISTS SINCE 2017

PLAYER	OF ASSISTS
1. Hunter Renfroe	64
2. Teoscar Hernández	57
3. Starling Marte	54

MOST HR AS AN OUTFIELDER SINCE 2017

PLAYER	HR
1. Aaron Judge	218
2. Kyle Schwarber	198
3. Mike Trout	196
4. Mookie Betts	173
5. Hunter Renfroe	166

2023 HIGHLIGHTS (CONT.)

- + Homered in 3 straight games for the Angels from April 8-10, a stretch in which he went 7-for-12 with 8 RBI and 2 doubles (2.115 OPS).
- + On July 27 at Detroit, he became the first Angel to record 3 hits in each game of a doubleheader since **Torii Hunter** did so on Sept. 30, 2012 at Texas.

HUNTER RENFROE (CONT.)

2023 HIGHLIGHTS (CONT.)

+ Collected his 1st career 5-hit game on June 24 at Colorado, going 5-for-5...he also recorded 4 RBI, marking his 19th career game with at least 4 RBI.

+ In April, he connected for 7 home runs, becoming the fifth Angels right fielder to amass 7 HR in April, joining **Kole Calhoun** (2019), **Vladimir Guerrero** (2007), **Tim Salmon** (1998, '99), and **Devon White** (1987).

ADDITIONAL CAREER HIGHLIGHTS

+ Logged 11 outfield assists in **2022**, which ranked 4th in the Majors, while his 2 Defensive Runs Saved ranked 4th among qualified right fielders (min. 1,000.0 innings), according to *FanGraphs*...his 11 assists were the most by a Brewers right fielder since **Jeremy Burnitz** had 14 in 2001.

+ With Boston in **2021**, he established career highs in games played (144), hits (135), runs scored (89), doubles (33) and RBI (96)...his 64 extra-base hits ranked tied for 15th most in the American League, trailing leader **Marcus Semien** (86).

+ His 16 outfield assists in **2021** were tied with **Adolis García** for the Major League lead.

+ Hit his 6th—and most recent—grand slam in Boston's 13-4 win over the Blue Jays in Toronto on July 19, **2021**...he's one of only 20 players in the Majors who have hit at least 6 grand slams since the start of **2016**.

+ In the pandemic-shortened **2020** season, Renfroe hit 8 home runs in just 122 at-bats (15.3 AB/HR)...his 8 HR trailed only **Brandon Lowe** (14) for the most by a Rays batter.

+ In his fourth and final season with San Diego in **2019**, he clubbed a career-high 33 home runs...the 33 homers were the most by a Padre since **Adrian González** hit 40 in 2009...he became one of four Padre outfielders to log a season with at least 33 homers, joining **Greg Vaughn** (50 HR in 1998), **Phil Plantier** (34 HR in 1993) and **Dave Winfield** (34 HR in 1979).

+ In **2019**, his 13 outfield assists tied **Bryce Harper** for the most in the National League and trailed only the White Sox's **Leury García** (14) for the Major League lead.

+ His 19 Defensive Runs Saved in **2019** ranked tied for 4th in the Majors, behind **Victor Robles** (25), **Cody Bellinger** (21) and **Mookie Betts** (20), according to *FanGraphs*.

+ Hit his 5th career grand slam on May 5, **2019** vs. the Dodgers with a pinch-hit, walk-off shot off **Kenley Jansen** in the 9th inning...that marked his 5th career pinch-hit homer and 2nd career walk-off homer...it was the first pinch-hit, walk-off grand slam in Padres history.

+ In **2018**, he was named the Padres Team MVP and won the Padres Chairman's Award.

+ Recorded consecutive seasons with at least 20 doubles and 20 home runs from **2017-18**.

+ Made his first career Opening Day roster in **2017** with San Diego and went on to establish a franchise rookie record with 26 home runs, surpassing **Nate Colbert's** previous mark of 24 homers in 1969.

+ His 9 outfield assists were tied for 4th most in the National League in **2017** and were the 6th most by any rookie outfielder in Padres history.

ADDITIONAL CAREER HIGHLIGHTS (CONT.)

+ Collected his 1st career 3-homer game on Sept. 20, **2017** vs. Arizona...he became the first Padres rookie to ever hit 3 home runs in a game and he was the first Padres player to ever hit 3 homers in a game at Petco Park.

+ After spending a majority of the season with Triple-A El Paso, he made his Major League debut with San Diego on Sept. 21, **2016** and was intentionally walked as a pinch-hitter.

+ Made his 1st Major League start on Sept. 22, **2016** vs. San Francisco, going 2-for-4...he hit his 1st career home run two days later off **Madison Bumgarner**.

+ Hit 2 home runs—including his 1st career grand slam—and recorded a career-high 7 RBI on Sept. 27, **2016** vs. the Dodgers...he homered again the following day, becoming the first rookie with at least 3 HR and 11 RBI over a 2-game span since **Fred Lynn** did it for Boston in 1975...he was then named NL Player of the Week for his first full week in the Majors, after batting .409 (9-for-22) with 3 HR and 13 RBI.

POSTSEASON HIGHLIGHTS

+ He has made 23 appearances in the postseason over his eight-year big league career, most recently with Boston in **2021** as he helped guide the Red Sox to the American League Championship Series vs. Houston.

+ In his postseason career, 5 of his 11 hits have gone for extra bases, including 3 doubles and 2 home runs, while he's tallied 8 RBI...his teams have gone 13-10 in the 23 postseason games in which he's appeared.

+ In the **2020** postseason, he hit 2 home runs and recorded 7 RBI in 12 games for the Rays...he hit a grand slam off **Hyun Jin Ryu** in Game 2 of the AL Wild Card Series vs. Toronto and hit a solo homer off **Julio Urias** in Game 4 of the World Series vs. the Dodgers.

MINOR LEAGUE HIGHLIGHTS

+ After being optioned to Triple-A El Paso on Aug. 18, **2017**, he responded with back-to-back Pacific Coast League Player of the Week Awards.

+ Named MVP of the **2016** Pacific Coast League...he helped lead Triple-A El Paso to its first league title after leading the league in extra-base hits (69) and tying for the lead in home runs (30).

+ Renfroe was named a Pacific Coast League Mid-season and Postseason All-Star in **2016**.

+ In **2016**, he led Padres minor leaguers in doubles (34), home runs (30), RBI (105), extra-base hits (69) and total bases (297).

+ Was named to *Baseball America's* **2016** Triple-A All-Star team.

+ Named a Mid-season All-Star in **2013** (Northwest League), **2014** (California League) and **2016** (Pacific Coast League), as well as a Postseason All-Star in 2016.

+ Started in right field for the U.S. in both the **2014** and **2016** All-Star Futures Games.

+ Played for Surprise in the **2014** Arizona Fall League and tied for the league lead with 6 home runs...was named to the AFL All-Prospect Team and the AFL Rising Stars Game.

HUNTER RENFROE (CONT.)

MISCELLANEOUS NOTES

+ Hunter resides in Utica, Miss. with his wife, Courtney, and their daughter, Alison, who was born on June 7, 2023.

+ Graduated from Copiah Academy (Miss.), where he played football, basketball, baseball and ran track...his wife, Courtney, also attended the school, where she was a state champion tennis player.

+ Attended Mississippi State University and tied for the conference lead with 16 home runs as a junior and led the Bulldogs to the College World Series finals... he was named to the SEC Academic Honor Roll in both **2012** and **2013**.

+ Was originally selected by the Red Sox in the 31st round of the **2010** Draft, but elected to pursue his education at Mississippi State, where he was teammates with current Royals **Chris Stratton** and **Adam Frazier**...his other college teammates included Major Leaguers **Brandon Woodruff** and **Kendall Graveman**.

+ He's a supporter of Camp Kamassa, the first and only year-round handicap accessible camp facility in Mississippi for kids and adults with special needs.

+ Grew up a fan of **Chipper Jones** and the Braves... TBS featured Braves games and was one of the six channels he had at home growing up in Mississippi.

+ Is friends with Las Vegas Raiders wide receiver **Hunter Renfrow**, after meeting in **2019** when the Padres visited Oracle Park in June...Hunter reached out to his football counterpart after receiving tweets from fans trying to congratulate Renfrow for his performance with Clemson in the 2016 National Championship game.

+ Enjoys hunting, fishing, the outdoors and his faith.

CAREER WALK OFFS (6)

DATE/OPPONENT	PLAY/PITCHER (INN.)
+ 5/15/17 vs. MIL	2-run HR off Drake (10th)
+ 5/30/18 vs. MIA	1B off Ziegler (9th)
+ 5/5/19 vs. LAD	GS off Jansen (9th)
+ 7/22/21 vs. NYY	SF off Kriske (10th)
+ 10/3/22 vs. ARI	1B off Moronta (10th)
+ 9/2/23 vs. CHC	FC off Cuas (9th)

CAREER BATTING

YEAR	TEAM	G	AB	R	H	2B	3B	HR	RBI	SF	HB	BB	SO	SB	CS	AVG	OBP	SLG	OPS
2013	Eugene (A)	25	104	20	32	9	0	4	18	2	0	5	26	2	0	.308	.333	.510	.843
	Fort Wayne (A)	18	66	6	14	5	0	2	7	0	1	4	23	0	0	.212	.268	.379	.647
2014	Lake Elinore (A+)	69	278	46	82	21	3	16	52	3	7	28	81	9	3	.295	.370	.565	.935
	San Antonio (AA)	60	224	17	52	12	0	5	23	2	0	25	53	2	1	.232	.307	.353	.660
2015	San Antonio (AA)	112	421	50	109	22	3	14	54	6	3	33	112	4	1	.259	.313	.425	.738
	El Paso (AAA)	21	90	15	30	5	2	6	24	1	0	4	20	1	0	.333	.358	.633	.991
2016	El Paso (AAA)	133	533	95	163	34	5	30	105	4	4	22	115	5	2	.306	.336	.557	.893
	SAN DIEGO	11	35	8	13	3	0	4	14	0	0	1	5	0	0	.371	.389	.800	1.189
2017	El Paso (AAA)	14	55	18	28	7	1	4	18	0	0	6	7	1	0	.509	.557	.891	1.448
	SAN DIEGO	122	445	51	103	25	1	26	58	1	6	27	140	3	0	.231	.284	.467	.751
2018	El Paso (AAA)*	10	41	6	9	1	0	2	4	0	0	2	10	0	0	.220	.256	.390	.646
	SAN DIEGO	117	403	53	100	23	1	26	68	5	3	30	109	2	1	.248	.302	.504	.806
2019	SAN DIEGO	140	440	64	95	19	1	33	64	6	2	46	154	5	0	.216	.289	.489	.778
2020	TAMPA BAY	42	122	18	19	5	0	8	22	1	2	14	37	2	0	.156	.252	.393	.645
2021	BOSTON	144	521	89	135	33	0	31	96	6	1	44	130	1	2	.259	.315	.501	.816
2022	MILWAUKEE	125	474	62	121	23	1	29	72	3	4	39	121	1	1	.255	.315	.492	.807
2023	LA ANGELS	126	459	56	111	31	0	19	56	3	3	39	113	0	0	.242	.304	.434	.738
	CINCINNATI	14	39	4	5	0	0	1	4	0	0	5	12	0	0	.128	.227	.205	.432
MINOR LEAGUE TOTALS		462	1812	273	519	116	14	83	305	18	15	129	447	24	7	.286	.336	.503	.839
MAJOR LEAGUE TOTALS		841	2938	405	702	162	4	177	454	25	21	245	821	14	4	.239	.300	.478	.778

*Minor league injury rehab

CAREER HR HIGHLIGHTS

MULTI-HR GAMES (18)	PITCHER(S)
+ 9/27/16 vs. LAD (2)	Kenta Maeda & Louis Coleman
+ 6/6/17 at ARI (2)	Robbie Ray & Tom Wilhelmssen
+ 7/24/17 vs. NYM (2)	Jacob deGrom & Addison Reed
+ 9/20/17 vs. ARI (3)	Robbie Ray & Braden Shipley
+ 9/1/18 vs. COL (2)	Jon Gray
+ 4/2/19 at ARI (2)	Zack Greinke
+ 5/25/19 at TOR (2)	Derek Law & Samaviglio
+ 6/2/19 vs. MIA (2)	Wei-Yin Chen & Jeff Brigham
+ 6/14/19 at COL (3)	Jeff Hoffman, Mike Dunn & Jairo Diaz
+ 6/16/19 at COL (2)	Peter Lambert & Bryan Shaw
+ 7/27/20 vs. ATL (2)	Mike Foltyniewicz & Touki Toussaint
+ 8/13/20 at BOS (2)	Kyle Hart & Marcus Walden
+ 6/28/21 vs. KC (2)	Danny Duffy & Josh Staumont
+ 8/24/21 vs. MIN (2)	Griffin Jax
+ 4/29/22 vs. CHC (2)	Daniel Norris & Sean Newcomb
+ 5/11/22 at CIN (2)	Vladimir Gutiérrez & Jeff Hoffman
+ 9/24/22 at CIN (2)	Graham Ashcraft & Connor Overton
+ 4/22/23 vs. KC (2)	Zack Greinke & Carlos Hernández

WALK OFF HR (2)	PITCHER (INN.)
+ 5/15/17 vs. MIL	Oliver Drake (10th)
+ 5/5/19 vs. LAD	Kenley Jansen (9th)

GRAND SLAMS (6)	PITCHER (INN.)
+ 9/27/16 vs. LAD	Louis Coleman (8th)
+ 5/29/17 vs. CHC	Kyle Hendricks (4th)
+ 6/3/18 vs. CIN	Luis Castillo (5th)
+ 8/9/18 at MIL	Joakim Soria (9th)
+ 5/5/19 vs. LAD	Kenley Jansen (9th)
+ 7/19/21 at TOR	Ross Stripling (1st)

HUNTER RENFROE (CONT.)

CAREER FIELDING										
YEAR	POSITION	PCT	G	GS	INN	TC	PO	A	E	DP
2016	RIGHT FIELD	.882	9	8	73.2	17	14	1	2	0
2017	RIGHT FIELD	.959	120	117	1015.0	222	204	9	9	1
2018	LEFT FIELD	.971	58	54	476.0	102	96	3	3	0
	RIGHT FIELD	.952	50	41	379.0	104	96	3	5	1
2019	LEFT FIELD	.990	67	65	478.1	102	96	5	1	2
	CENTER FIELD	1.000	4	1	15.0	11	11	0	0	0
	RIGHT FIELD	.992	86	45	504.2	123	114	8	1	1
2020	FIRST BASE	1.000	2	1	9.0	7	5	2	0	0
	RIGHT FIELD	.953	39	32	285.0	64	60	1	3	0
2021	CENTER FIELD	1.000	8	6	47.0	11	11	0	0	0
	RIGHT FIELD	.956	138	133	1166.0	270	242	16	12	3
2022	FIRST BASE	.000	1	0	1.0	0	0	0	0	0
	RIGHT FIELD	.982	118	118	1043.2	225	210	11	4	2
2023	FIRST BASE	1.000	5	5	39.0	25	23	2	0	1
	RIGHT FIELD	.979	128	117	1053.0	240	227	8	5	3
CAREER TOTALS (1B)		1.000	8	6	49.0	32	28	4	0	1
CAREER TOTALS (LF)		.980	125	119	954.1	204	192	8	4	2
CAREER TOTALS (CF)		1.000	12	7	62.0	22	22	0	0	0
CAREER TOTALS (RF)		.968	688	611	5520.0	1265	1167	57	41	11

POSTSEASON BATTING																				
YEAR	SERIES	TEAM/OPP	G	AB	R	H	2B	3B	HR	RBI	S	SF	HBP	BB	SO	SB	CS	AVG	OBP	SLG
2020	ALWC	TB vs. TOR	2	5	1	1	0	0	1	4	0	0	0	0	3	0	0	.200	.200	.800
	ALDS	TB vs. NYY	1	1	0	0	0	0	0	0	0	0	0	0	0	0	0	.000	.000	.000
	ALCS	TB vs. HOU	4	9	0	2	1	0	0	2	0	0	0	0	6	0	0	.222	.222	.333
	WS	TB vs. LAD	5	8	1	1	0	0	1	1	0	0	0	1	2	0	0	.125	.222	.500
2021	ALWC	BOS vs. NYY	1	3	0	1	0	0	0	0	0	0	1	2	0	0	0	.333	.500	.333
	ALDS	BOS vs. TB	4	17	2	5	1	0	0	0	0	0	2	2	0	0	0	.294	.368	.353
	ALCS	BOS vs. HOU	6	16	2	1	1	0	0	1	0	0	0	4	8	0	0	.063	.250	.125
POSTSEASON TOTALS			23	59	6	11	3	0	2	8	0	0	0	8	23	0	0	.186	.284	.339

CAREER TRANSACTIONS

2013: Selected by San Diego in the 1st round (13th) of the Draft (Andrew Salvo)...**2017:** Placed on 10-day IL, strained neck, July 13-20...**2018:** Placed on 10-day IL, right elbow inflammation, April 21-May 28...**2019:** Acquired by Tampa Bay with IF/OF **Xavier Edwards** and a PTBNL from San Diego for IF **Jake Cronenworth** and OF **Tommy Pham**, Dec. 6...**2020:** Designated for assignment, Nov. 20...signed one-year Major League contract with Boston, Dec. 14...**2021:** Placed on Bereavement/Family Medical Emergency List, Aug. 26-31...acquired by Milwaukee from Boston for IF **Alex Binelas**, OF **Jackie Bradley Jr.** and IF **David Hamilton**, Dec. 1...**2022:** Placed on 10-day IL, strained right hamstring, May 24-June 7...placed on 10-day IL, strained left calf, June 26-July 12...acquired by Angels from Milwaukee for LHP **Adam Seminaris**, RHP **Janson Junk** and RHP **Elvis Peguero**, Nov. 22...**2023:** Placed on Paternity List, June 7-10...acquired off waivers by Cincinnati, Aug. 31...released, Sept. 21...signed one-year Major League contract with Kansas City, Dec. 19.

ROYALS CLINCHING DATES

Year	Game	Date	Details
1976	160	Oct. 1	KC lost to Minnesota, 4-3, while Oakland lost to California, 2-0
1977	151	Sept. 23	KC defeated California, 7-3, at Anaheim (Leonard over Simpson)
1978	158	Sept. 26	KC defeated Seattle, 4-1, at Royals Stadium (Gura over Abbott)
1980	145	Sept. 17	KC defeated California, 5-0, at Royals Stadium (Leonard over Botting)
1984	160	Sept. 28	KC defeated Oakland, 6-5, at Oakland (Leibrandt over Burris)
1985	161	Oct. 5	KC defeated Oakland, 5-4, at Royals Stadium (Quisenberry over Howell)
2014	160	Sept. 26	KC defeated Chicago White Sox, 3-1, at Chicago (Guthrie over Noesi)
2015	154	Sept. 24	KC defeated Seattle, 10-4, at Kauffman Stadium (Cueto over Kensing)

MATT SAUER



MATT SAUER (like 'sour')			#65	RHP
B/T	HT/WT	BORN (OPENING DAY AGE)		SERVICE TIME
R/R	6-4/235	Jan. 21, 1999 (25) in Santa Maria, Calif.		0 days
ACQUIRED			OPTION YEARS USED	
2023 Rule 5 Draft from NYY			0/3	

ROYAL RUNDOWN	
+ Selected by KC in 2023 Rule 5 Draft	+ 3rd among NYY minors with 134 K in 2022
+ Had a 17-strikeout game at AA on 8/25/22	+ Selected by Yankees in 2nd round in 2017

CAREER HIGHLIGHTS

- + **Matt Sauer** (like 'sour') was selected by Kansas City from the Yankees with the 2nd pick in the **2023** Rule 5 Draft.
- + In **2023**, he missed more than two months of the season due to injury and was limited to 17 outings (16 starts) across three levels...he also made 9 appearances in the Arizona Fall League.
- + He ranked 3rd among Yankees minor leaguers with 134 strikeouts in **2022**, including a 17-strikeout game in 8.0 innings on Aug. 25 with Double-A Somerset, which earned him Eastern League Pitcher of the Week honors.
- + Named Florida State League Pitcher of the Week from May 30-June 5, **2022** after allowing 1 hit over 7.0 scoreless innings with Hudson Valley on June 1.
- + Earned Low-A Southeast League Pitcher of the Week honors for June 28-July 4, **2021** after allowing 1 hit with 10 strikeouts over 6.0 scoreless innings with Tampa on July 1.
- + Limited to 2 starts in **2019** due to injury and did not pitch in **2020** due to the pandemic.

2023 HIGHLIGHTS

- + Was limited to 17 appearances (16 starts) in **2023** due to injury and did not pitch in a game until beginning a rehab assignment in June.
- + In 14 outings (13 starts) with Double-A Somerset, he had a 3.42 ERA (26 ER in 68.1 IP), 83 strikeouts (10.9 K/9) and a .196 opponents' average.
- + Allowed 1 earned run or fewer in 9 of his 14 outings with Double-A Somerset, including his 11-strikeout game in 6.2 innings on Sept. 1 at Portland.
- + Recorded 18 strikeouts in 10.2 innings (15.2 K/9) over 9 relief appearances with Mesa in the Arizona Fall League.

MISCELLANEOUS NOTES

- + Matt resides in Santa Maria, Calif. with his wife, Reagan.
- + Graduated from Ernest Righetti HS (Calif.) in **2017**, when as a senior he won the PAC-8 League Most Valuable Player Award after going 9-1 with a 0.98 ERA (11 ER in 78.1 IP) with 142 strikeouts in 14 outings (13 starts) while also playing shortstop.
- + Was committed to the University of Arizona before signing with the Yankees in **2017**.
- + Was a member of the **2015** USA 17U National Team Development Program.

CAREER PITCHING		W-L	ERA	G	GS	SV	IP	H	R	ER	HR	HB	BB	SO	BB/9	SO/9	AVG
2017	GCL Yankees West (R)	0-2	5.40	6	6	0	11.2	13	9	7	0	1	8	12	6.2	9.3	.271
2018	Staten Island (A)	3-6	3.90	13	13	0	67.0	60	31	29	3	9	18	45	2.4	6.0	.236
2019	Charleston (A)	0-1	2.08	2	2	0	8.2	6	3	2	0	1	6	8	6.2	8.3	.188
2020		Did not play (no minor league season)															
2021	Tampa (A)	2-4	4.34	15	13	0	66.1	58	38	32	6	6	32	76	4.3	10.3	.227
	Hudson Valley (A+)	3-2	5.20	8	8	0	45.0	35	33	26	7	5	15	51	3.0	10.2	.205
2022	Hudson Valley (A+)	5-3	3.77	18	18	0	88.1	75	45	37	8	14	35	100	3.6	10.2	.229
	Somerset (AA)	0-2	7.84	4	4	0	20.2	22	18	18	5	2	7	34	3.1	14.8	.268
2023	FCL Yankees (R)*	0-1	4.91	2	2	0	3.2	2	5	2	1	1	2	5	4.9	12.3	.143
	Hudson Valley (A+)*	0-0	0.00	1	1	0	2.0	0	0	0	0	0	3	5	13.5	22.5	.000
	Somerset (AA)	6-4	3.42	14	13	0	68.1	49	27	26	11	2	29	83	3.8	10.9	.196
MINOR LEAGUE TOTALS		19-25	4.22	83	80	0	381.2	320	209	179	41	41	155	419	3.7	9.9	.222

*Minor league injury rehab

CAREER TRANSACTIONS

2017: Selected by the Yankees in 2nd round of Draft...**2023:** Selected by Kansas City from the Yankees in the Rule 5 Draft.

MATT SAUER (CONT.)

ROYALS ALL-TIME RULE 5 SELECTIONS

Year	Player	Acquired From	Year	Player	Acquired From
1968	OF Fred Rico	Baltimore	2002	RHP D.J. Carrasco	Pittsburgh
	C/OF Hawk Taylor	California		C Ronnie Paulino	Pittsburgh
1969	RHP Ken Wright	Boston	2003	RHP Jason Szuminski	Cubs%
1971	OF Steve Hovley	Oakland	2004	RHP Andrew Sisco	Cubs
1973	IF Tony Solaita	Pittsburgh	2005	LHP Fabio Castro	White Sox\$
1979	IF Manny Castillo	St. Louis	2006	RHP Joakim Soria	San Diego
1980	RHP Dave Wehrmeister	NY Yankees	2008	LHP Jose Lugo	Minnesota#
	RHP Jim Wright	Philadelphia	2009	RHP Edgar Osuna	Atlanta
1982	OF/1B Joe Simpson	Seattle	2010	RHP Nate Adcock	Pittsburgh
1983	C Orlando Sanchez	St. Louis	2011	LHP Cesar Cabral	Boston@
1987	RHP Luis Encarnacion	Cleveland	2014	RHP Jandel Gustave	Houston!
1992	LHP Billy Brewer	Montreal	2017	RHP Brad Keller	Arizona*
1994	OF Jon Nunnally	Cleveland	2017	RHP Burch Smith	Tampa Bay**
1995	OF Miguel Mejia	Baltimore&	2018	RHP Sam McWilliams	Tampa Bay
1999	IF Damian Rolls	LA Dodgers^	2018	RHP Chris Ellis	St. Louis##
2000	OF Endy Chávez	NY Mets	2019	RHP Stephen Woods Jr.	Tampa Bay
2001	RHP Miguel Asencio	Philadelphia	2023	RHP Matt Sauer	NY Yankees

NOTE: Major League phase selections only

&Acquired by St. Louis as part of a three-team trade that sent RHP Mike Remlinger to Kansas City; ^Acquired by Tampa Bay to complete previous trade; %Acquired by San Diego for OF Rich Thompson; \$Acquired by Texas for INF Esteban Germán; #Acquired by Seattle for cash considerations; @Acquired by New York Yankees for cash considerations; !Acquired by Kansas City from Boston after being selected from Houston; *Acquired by Kansas City from Cincinnati, after being selected with the No. 5 pick; **Acquired by Kansas City from the New York Mets, after being selected with the No. 6 pick

ROYALS TO WIN MLB DEBUTS

Pitcher	Date	Opponent	IP	H	R	ER	BB	SO
Al Fitzmorris*	Sept. 8, 1969	at Oakland	3.0	2	0	0	0	1
Jim York*	Sept. 21, 1970 (G2)	at White Sox	4.2	3	1	1	1	5
Monty Montgomery*	Sept. 14, 1971	vs. Oakland	6.0	4	0	0	0	4
Norm Angelini*	July 22, 1972	vs. Baltimore	1.1	1	1	1	1	1
Steve Busby^	Sept. 8, 1972 (G2)	vs. Minnesota	9.0	5	2	2	2	7
Rich Gale	April 30, 1978	vs. Milwaukee	7.0	6	0	0	1	4
Craig Chamberlain^	Aug. 12, 1979	vs. Detroit	9.0	6	1	1	2	6
Jeff Twitty*	July 5, 1980	vs. Seattle	2.1	3	1	1	0	1
Keith Creel	May 25, 1982	at White Sox	5.2	5	4	4	4	1
Derek Botelho	July 18, 1982	at Boston	7.0	3	0	0	1	3
Mark Huisman*	Aug. 16, 1983	vs. Detroit	1.1	1	0	0	0	1
Danny Jackson*	Sept. 11, 1983	at Minnesota	3.0	1	0	0	1	5
Scott Bankhead*	May 25, 1986	vs. White Sox	4.0	2	0	0	1	5
Mérido Pérez	Sept. 4, 1987	vs. White Sox	7.0	6	1	0	3	4
Glendon Rusch	April 6, 1997	at Minnesota	8.0	4	2	0	1	4
Jimmy Gobble	Aug. 3, 2003	vs. Tampa Bay	6.0	6	0	0	1	3
J.P. Howell	June 11, 2005	at Arizona	5.0	4	1	1	2	8
Eric Skoglund	May 30, 2017	vs. Detroit	6.1	2	0	0	1	5
Foster Griffin*	July 27, 2020	at Detroit	1.2	0	0	0	0	1
Collin Snider*	April 9, 2022	vs. Cleveland	1.0	1	0	0	0	1

*Relief appearance

^Complete game

JOHN SCHREIBER



JOHN SCHREIBER (SHRY-ber)			#46	RHP
B/T	HT/WT	BORN (OPENING DAY AGE)	SERVICE TIME	
R/R	6-2/220	March 5, 1994 (30) in Wyandotte, Mich.	3 years, 27 days	
ACQUIRED		SIGNING SCOUT	OPTION YEARS USED	
Trade w/ Red Sox, 2/17/24		Jeff Kunkel (Tigers)	0/3	

ROYAL RUNDOWN

- + 5-year Major League veteran w/ DET & BOS
- + Has held RHB to .217 average in his career
- + Red Sox Fireman Award winner in 2022
- + MLB Debut: 8/9/19 vs. KC w/ DET

YEAR	TEAM	W	L	ERA	G	SV	IP	H	R	ER	HR	BB	SO	BB/9	SO/9	AVG
2023	BOS	2	1	3.86	46	1	46.2	41	22	20	6	25	53	4.8	10.2	.237
CAREER (5 YRS)		8	6	3.58	139	9	143.1	125	62	57	14	53	165	3.3	10.4	.234

CAREER HIGHLIGHTS

- + **John Schreiber** joined the Royals via trade on Feb. 17, **2024** following three seasons with the Red Sox from **2021-23** and two seasons with the Tigers from **2019-20**.
- + Earned the Red Sox **2022** Fireman Award given to the club's top relief pitcher by the Boston chapter of the BBWAA...he set career highs in appearances (64), wins (4), saves (8), innings pitched (65.0), strikeouts (74), and holds (22).
- + Made his Major League debut on Aug. 9, **2019** vs. Kansas City, allowing a home run to **Jorge Soler**, the first batter he faced...struck out **Ryan O'Hearn** the next night, his first Major League strikeout.

2023 HIGHLIGHTS

- + Schreiber made his second Opening Day roster in **2023**, his first with the Red Sox (also **2020** with Detroit).
- + Pitched to a 2.12 ERA (4 ER in 17.0 IP) through his 1st 18 games, but was placed on the 15-day Injured List with a right teres major strain on May 16 and missed 58 games.
- + Was reinstated from the Injured List on July 25, but posted a 4.85 ERA (16 ER in 29.2 IP) across his final 28 appearances to finish the year.
- + Pitched twice as an opener, making his 1st 2 Major League starts, on July 25 vs. Atlanta and Aug. 5 vs. Toronto.
- + Walked only 2 batters over 11.1 innings across his first 11 games after returning from the IL (July 25-Aug. 19), but issued 15 free passes over 18.1 innings pitched in his remaining 17 games.

CAREER HIGHLIGHTS (CONT.)

- + Led Red Sox relievers in **2022** in ERA (2.22), WHIP (0.98), opponent's AVG (.195), holds and saves (tied)... his 1.7 *FanGraphs* WAR ranked 2nd among Red Sox (**Rich Hill**, 1.8) and tied for 4th among AL relievers.
- + Earned his 1st Major League save on May 10, **2022** at Atlanta, retiring all 6 batters faced with 3 strikeouts.
- + Recorded a career-high 17.1 consecutive scoreless innings over 19 appearances from June 1-July 12, **2022**.
- + Appeared in just 1 game for the Red Sox in **2021**, setting career highs in innings pitched (3.0) and strikeouts (5) on Sept. 5 vs. the Guardians.
- + Claimed off waivers by Boston on Feb. 18, **2021**.

CAREER HIGHS

STRIKEOUTS	INNINGS
5, 9/5/21 vs. CLE	3.0, 9/5/21 vs. CLE

STREAKS

SCORELESS	HOMERLESS
17.1 IP 6/1/22 - 7/12/22	27.1 IP 7/23/22 - 9/22/22

2022 fWAR, AL RELIEVERS

PITCHER (TEAM)	fWAR
1. Emmanuel Clase (CLE)	2.4
T2. Reynaldo López (CWS)	1.9
T2. Andrés Muñoz (SEA)	1.9
T4. John Schreiber (BOS)	1.7
T4. Michael King (NYY)	1.7
T4. Trevor Stephan (CLE)	1.7
T4. Erik Swanson (SEA)	1.7

MINOR LEAGUE NOTES

- + Is 21-19 lifetime in the minors with a 2.12 ERA (68 ER in 288.1 IP) and 321 strikeouts to just 90 walks.
- + Appeared in 9 games for the Mesa Solar Sox in the **2018** Arizona Fall League, going 1-0 with 9 strikeouts.

MISCELLANEOUS NOTES

- + John resides in Monroe, Mich., with his wife, Becca, and their son, Charlie, who was born on Jan. 19, **2023**...John and Becca were married on Jan. 11, **2019**.
- + Was teammates with **Hunter Renfro** in Boston in **2021** and with **Michael Wacha** in Boston in **2022**.
- + Has participated in the Red Sox Holiday Caravan, the Tigers Winter Caravan and the Tigers Dream Come True program throughout his career.
- + Graduated from the University of Northwestern Ohio in **2016**...left as the program's all-time saves leader (24) despite attending Henry Ford Community College (Mich.) as a freshman...set the Racers program single-season saves record as a junior in 2015 (14).
- + Pitched for the Alaska Goldpanners in the **2015** Alaskan Collegiate Summer League.
- + Graduated from Gibraltar Carlson (Mich.) HS in **2012**.

CAREER FIELDING

PCT	G	TC	PO	A	E	DP
.967	139	30	15	14	1	4

JOHN SCHREIBER (CONT.)

CAREER PITCHING																	
YEAR	TEAM	W-L	ERA	G	GS	SV	IP	H	R	ER	HR	HB	BB	SO	BB/9	SO/9	AVG
2016	Connecticut (A)	2-3	2.76	18	0	0	29.1	23	14	9	0	1	9	24	2.8	7.4	.213
2017	West Michigan (A)	5-1	0.54	27	0	11	50.1	25	5	3	0	3	8	70	1.4	12.5	.147
2018	Erie (AA)	3-7	2.48	49	0	18	58.0	46	25	16	2	4	19	59	3.0	9.2	.219
2019	Erie (AA)	0-0	2.57	5	0	0	7.0	4	2	2	1	0	3	12	3.9	15.4	.154
	Toledo (AAA)	6-4	2.28	48	0	4	59.1	39	22	15	4	3	21	70	3.2	10.6	.187
	DETROIT	2-0	6.23	13	0	0	13.0	16	9	9	3	1	4	19	2.8	13.2	.296
2020	DETROIT	0-1	6.32	15	0	0	15.2	19	11	11	2	1	4	14	2.3	8.0	.297
2021	Worcester (AAA)	3-3	2.71	33	8	1	66.1	61	23	20	3	1	26	65	3.5	8.8	.242
	BOSTON	0-0	3.00	1	0	0	3.0	4	1	1	0	0	1	5	3.0	15.0	.333
2022	Worcester (AAA)	2-1	1.46	7	0	0	12.1	9	4	2	2	1	3	15	2.2	11.0	.200
	BOSTON	4-4	2.22	64	0	8	65.0	45	19	16	3	4	19	74	2.6	10.3	.195
2023	Portland (AA)*	0-0	0.00	2	0	0	2.0	0	0	0	0	0	0	3	0.0	13.5	.000
	Worcester (AAA)*	0-0	2.45	4	0	0	3.2	2	1	1	1	0	1	3	2.5	7.4	.154
	BOSTON	2-1	3.86	46	2	1	46.2	41	22	20	6	4	25	53	4.8	10.2	.237
MINOR LEAGUE TOTALS		21-19	2.12	193	8	34	288.1	209	96	68	13	13	90	321	2.8	10.0	.201
MAJOR LEAGUE TOTALS		8-6	3.58	139	2	9	143.1	125	62	57	14	10	53	165	3.3	10.4	.234

*Minor league injury rehab

CAREER TRANSACTIONS

2016: Selected by Detroit in 15th Round of Draft (Jeff Kunkel)...**2021:** Claimed off waivers by Boston from Detroit, Feb. 18...**2023:** Placed on 15-day Injured List, right teres major strain, May 16-July 24...**2024:** Acquired by Kansas City from Boston for RHP **David Sandlin**, Feb. 17.

HOME RUNS BY A ROYALS PITCHER (8)

Name	Date	Opponent	Pitcher	Inning	Type
Jim Rooker	July 7, 1969	at Minnesota	Jim Kaat	3rd	Solo
	July 7, 1969	at Minnesota	Jim Kaat	5th	2-run
	July 16, 1969	at California	Andy Messersmith	3rd	Solo
	Sept. 1, 1969 (G1)	vs. Detroit	Mike Kilkenny	2nd	2-run
Jim York	July 24, 1970 (G1)	at Cleveland	Rich Hand	2nd	2-run
	July 24, 1971	at Cleveland	Alan Foster	4th	3-run
Lance Clemons	Aug. 31, 1971	at Milwaukee	Ken Sanders	8th	Solo
Zack Greinke	June 10, 2005	at Arizona	Russ Ortiz	5th	Solo

BRADY SINGER



BRADY SINGER #51 | RHP

B/T	HT/WT	BORN (OPENING DAY AGE)	SERVICE TIME
R/R	6-5/215	Aug. 4, 1996 (27) in Leesburg, Fla.	3 years, 156 days
ACQUIRED	SIGNING SCOUT		CONTRACT STATUS
1st round (18th), 2018 Draft	Jim Buckley (Royals)		2nd year arb eligible

ROYAL RUNDOWN

- + Set career highs in starts & innings in 2023
- + Leads Royals in starts & innings since 2020
- + Named Royals Pitcher of the Month 4x in 2022
- + 2022 Royals Bruce Rice Pitcher of the Year
- + 2019 Northwest Arkansas Pitcher of the Year
- + 2019 MiLB.com Organization All-Star
- + 2019 SiriusXM All-Star Futures Game selection
- + 2019 Carolina League midseason All-Star

YEAR	TEAM	W	L	ERA	G	GS	IP	H	R	ER	HR	BB	SO	BB/9	SO/9	AVG
2023	KC	8	11	5.52	29	29	159.2	182	102	98	20	49	133	2.8	7.5	.287
CAREER (4 YRS)		27	31	4.49	95	92	505.2	520	270	252	60	160	475	2.8	8.5	.266

CAREER HIGHLIGHTS

- + **Brady Singer** made his Major League debut in Kansas City's 2nd game of the **2020** season and over the last four years, he leads the Royals in starts (92) and innings (505.2).
- + Among players drafted in the 1st round in **2018**, Singer's career 5.8 bWAR ranks 4th behind **Nico Hoerner** (11.4), **Shane Bieber** (8.6) and **Logan Gilbert** (7.1).
- + He has induced a called strike on 20.1% of his pitches since his debut in **2020**, which is the 2nd-highest rate in the Majors during that time (min. 5,000 pitches), trailing only **Adam Wainwright** (20.9%).
- + His career 8.45 K/9 is the best rate in Royals history (min. 75 starts), ahead of **Ian Kennedy** (8.36), **Jakob Junis** (8.17) and **Danny Duffy** (8.05).

2023 HIGHLIGHTS

- + Singer set career highs in starts (29) and innings (159.2) in **2023**, despite being skipped in the rotation in early September while on Paternity Leave and being shut down for the last two weeks of the season with a left lower lumbar strain.
- + Surrendered a .330 opponents' average on balls in play (BABIP), which tied for the 4th highest in the Majors (min. 25 starts).
- + His 4.29 FIP—a number that estimates a pitcher's run prevention independent of the performance of their defense—was 1.23 lower than his 5.52 ERA, marking the largest difference in the Majors (min. 150.0 IP), suggesting he experienced poor luck.
- + Of the 702 batters he faced, 414 of them (59.0%) were left handed, which was the highest rate in the Majors (min. 700 BF), well ahead of **Luis Castillo** (53.7%) and **Johan Oviedo** (53.7%).

- + After going 2-4 with an 8.82 ERA (33 ER in 33.2 IP) in his 1st 7 starts through May 6, Singer went 6-4 with a 3.62 ERA (41 ER in 102.0 IP) over his next 17 starts, including 3-0 with a 2.85 ERA (13 ER in 41.0 IP) in his 1st 6 starts out of the All-Star break...but the tide turned again in his last 5 starts, a stretch in which he went 0-3 with a 9.00 ERA (24 ER in 24.0 IP)...following his start on Sept. 18, he was placed on the Injured List and missed the last two weeks.

ADDITIONAL CAREER HIGHLIGHTS

- + Singer was named the **2022 Bruce Rice** Pitcher of the Year, after he had 153.1 innings and pitched to a 3.23 ERA, the 5th-best mark by a Royals pitcher (min. 150.0 IP) in the Wild Card Era (since 1995).

CAREER FIELDING

PCT	G	TC	PO	A	E	DP
.885	95	92	505.2	44	10	1

CAREER HIGHS

STRIKEOUTS	INNINGS
12, 7/23/22 vs. TB	8.1, 6/26/22 vs. OAK

STREAKS

SCORELESS	HOMERLESS
18.2 IP 4/10/22 - 5/28/22	35.1 IP 6/27/21 - 8/29/21

BEST RATE OF CALLED STRIKES SINCE 2020*

PITCHER	RATE
1. Adam Wainwright (STL)	20.9%
2. Brady Singer (KC)	20.1%

*min. 5,000 pitches

BEST K/9, ROYALS HISTORY (MIN. 75 STARTS)

PITCHER (YEARS)	K/9
1. Brady Singer (2020-23)	8.45
2. Ian Kennedy (2016-20)	8.36
3. Jakob Junis (2017-21)	8.17
4. Danny Duffy (2011-21)	8.05

*min. 5,000 pitches

BIGGEST DIFFERENCE IN ERA-FIP IN 2023 (MIN. 150.0 IP)

PITCHER (TEAM)	ERA	FIP	DIFF
1. Brady Singer (KC)	5.52	4.29	1.23
2. Spencer Strider (ATL)	3.86	2.86	1.00
3. Dylan Cease (CWS)	4.58	3.72	0.86

BRADY SINGER IN 2023

DATES	GS	IP	ERA	AVG	BABIP
April 3-May 6	7	33.2	8.82	.304	.350
May 11-Aug. 14	17	102.0	3.62	.247	.297
Aug. 19-Sept. 18	5	24.0	9.00	.407	.420

ADDITIONAL CAREER HIGHLIGHTS (CONT.)

- + Singer was named Royals Pitcher of the Month four times in **2022**, joining **Zack Greinke** (2009) as the only pitchers to do that since the award was introduced in 1995.
- + He began the **2022** season in the bullpen, but only pitched in 3 of the Royals first 16 games before being optioned to Triple-A Omaha on April 28...he returned on May 17 and made a team-high 24 starts from that point.
- + Upon joining the starting rotation on May 17, **2022**, Singer went 10-5 with a 3.11 ERA (51 ER in 147.2 IP), the 8th-best ERA in the American League during that time.

BRADY SINGER (CONT.)

ADDITIONAL CAREER HIGHLIGHTS (CONT.)

+ He recorded 7.0 scoreless innings in back-to-back starts on May 17 and May 22 upon his return from Omaha, and extended his scoreless streak—which began on April 10—to 18.2 innings before it was snapped on May 28, marking the longest scoreless streak of his career.

+ Singer made 7 starts in **2022** in which he pitched at least 7.0 innings and allowed 1 run or fewer, which tied for the 4th-most such starts in the American League, trailing only **Martin Pérez** (9), **Justin Verlander** (8) and **Shohei Ohtani** (8).

+ He recorded a career-high 12 strikeouts on July 23, **2022** vs. Tampa Bay, a game in which he did not allow a hit until the 6th inning...he followed that up with 10 strikeouts over 7.0 scoreless innings—with 1 hit allowed—on July 28 at Yankee Stadium, becoming the seventh Royal with back-to-back double-digit strikeout starts.

+ His 4.29 K/BB rate (150 K/35 BB) in **2022** was the 4th-best single-season mark in club history (min. 150.0 IP), behind **Zack Greinke** (4.75) in 2009, **Bret Saberhagen** (4.49) in 1989 and **Danny Duffy** (4.48) in 2016.

+ Singer had a career-best 9-start unbeaten streak from Aug. 9-Sept. 23, **2022**, in which he went 6-0 with a 1.89 ERA (12 ER in 57.0 IP)...his ERA during that stretch ranked 2nd in the American League, trailing only **Shohei Ohtani** (1.45), and he became the first Royal to go 6-0 or better with an ERA under 1.90 over a 9-start stretch within the same season since **Kevin Appier** (6-0, 1.81) from June 23-Aug. 12, 1996.

+ He ranked 2nd on the team with 27 starts in **2021**, despite being placed on the Injured List three times.

+ Singer was charged with 6 errors—all within his first 17 starts—in **2021**, which led all pitchers and tied for the 2nd most in Royals history...he's improved his defense in two seasons since, committing only 2 errors in 313.0 innings.

+ He made his Majors debut on July 25, **2020** at Cleveland, becoming the first in Royals history to debut as a starting pitcher within the team's first 2 games.

+ Singer led all first-year pitchers in **2020** in innings (64.1) and strikeouts (61), becoming the second Royal to lead Major League rookies in both categories, following **Steve Busby** in 1973.

ADDITIONAL CAREER HIGHLIGHTS (CONT.)

+ He was the first pitcher since at least 1901 to record at least 5.0 innings and allow no more than 5 hits in each of his first 7 career road starts, besting **Phil Hughes**, who did it in his first 6 road starts in 2007.

+ On Sept. 10, **2020** in Cleveland, Singer took a no-hitter into the 8th inning before allowing a 2-out single to **Austin Hedges**...he retired the next batter to complete 8.0 scoreless innings, becoming the 22nd Royals pitcher to allow 1 hit or fewer over 8.0 scoreless innings and the first since **Danny Duffy** on Aug. 1, 2016 at Tampa Bay.

+ He followed up his near no-hitter with 6.0 scoreless innings on Sept. 16, **2020** at Detroit, and struck out the first five batters of the game, matching the franchise record set by **Gil Meche** on June 21, 2008.

MINOR LEAGUE HIGHLIGHTS

+ In his **2019** debut, he was named Northwest Arkansas Pitcher of the Year, Carolina League midseason All-Star and an Organization All-Star, and was also selected to the SiriusXM All-Star Futures Game.

+ Among Royals minor leaguers in **2019** (min. 100.0 IP), Singer ranked 1st in wins (12), 4th in ERA (2.85) and 5th in strikeouts (138) and WHIP (1.19).

MISCELLANEOUS NOTES

+ Singer resides in Tampa, Fla. with his wife, Tori and son Beau, who was born in September **2023**.

+ In **2018** at the University of Florida, he went 12-3 with a 2.55 ERA and 114 strikeouts as a junior and was named SEC Pitcher of the Year, leading the conference in wins and ERA...he also won the **Dick Howser** Trophy, which is awarded annually to the top player in college baseball, and he was a finalist for the Golden Spikes Award.

+ Singer was named *Baseball America* College Player of the Year in **2018**, becoming the second player drafted by the Royals to earn that honor, following **Alex Gordon** in 2005.

+ He led the Gators to the school's first NCAA College World Series championship in **2017**, when he was named All-SEC Second Team and College World Series All-Tournament Team...he struck out 12 vs. LSU in Game 1 of the CWS finals, the most strikeouts in the championship round since at least 2003.

CAREER PITCHING

YEAR	TEAM	W-L	ERA	G	GS	SV	IP	H	R	ER	HR	HB	BB	SO	BB/9	SO/9	AVG
2019	Wilmington (A+)	5-2	1.87	10	10	0	57.2	51	20	12	1	7	13	53	2.0	8.3	.248
	NW Arkansas (AA)	7-3	3.47	16	16	0	90.2	86	43	35	8	6	26	85	2.6	8.4	.247
2020	KANSAS CITY	4-5	4.06	12	12	0	64.1	52	29	29	8	2	23	61	3.2	8.5	.220
2021	Omaha (AAA)*	0-2	13.50	2	2	0	4.2	8	7	7	1	1	1	2	1.9	3.9	.400
	KANSAS CITY	5-10	4.91	27	27	0	128.1	146	81	70	14	11	53	131	3.7	9.2	.281
2022	Omaha (AAA)	1-0	3.29	3	3	0	13.2	8	5	5	3	0	4	11	2.6	7.2	.163
	KANSAS CITY	10-5	3.23	27	24	0	153.1	140	58	55	18	11	35	150	2.1	8.8	.246
2023	KANSAS CITY	8-11	5.52	29	29	0	159.2	182	102	98	20	8	49	133	2.8	7.5	.287
MINOR LEAGUE TOTALS		13-7	3.19	31	31	0	166.2	153	75	59	13	14	44	151	2.4	8.2	.246
MAJOR LEAGUE TOTALS		27-31	4.49	95	92	0	505.2	520	270	252	60	32	160	475	2.8	8.5	.266

*Minor league injury rehab

WORLD BASEBALL CLASSIC PITCHING

YEAR	TEAM	W-L	ERA	G	GS	SV	IP	H	R	ER	HR	HB	BB	SO	BB/9	SO/9	AVG
2023	USA	0-0	18.00	1	0	0	2.0	4	4	4	1	0	1	2	4.5	9.0	.400
WBC TOTALS		0-0	18.00	1	0	0	2.0	4	4	4	1	0	1	2	4.5	9.0	.400

CAREER TRANSACTIONS

2018: Selected by Kansas City in the 1st round (18th) of the Draft (Jim Buckley)...**2021:** Placed on the 10-day IL, right shoulder fatigue, July 20-Aug. 11...placed on IL, non-disclosed injury/ailment, Sept. 17-20...placed on 10-day IL, upper arm discomfort, Sept. 29-Oct. 4...**2022:** Placed on Restricted List, July 14-18...**2023:** Placed on Paternity List, Sept. 1-4...placed on 15-day IL, left lower lumbar strain, Sept. 19-Oct. 2.

WILL SMITH



WILL SMITH			#31 LHP
B/T	HT/WT	BORN (OPENING DAY AGE)	SERVICE TIME
R/L	6-5/255	July 10, 1989 (34) in Newnan, Ga.	10 years, 155 days
ACQUIRED	SIGNING SCOUT		CONTRACT STATUS
Signed as FA, 12/11/23	Tom Kotchman (Angels)		Signed through 2024

ROYAL RUNDOWN			
+ 11-year Major League veteran	+ 1 of 4 active LHP with 100+ saves		
+ 3-time World Series champion (2021-23)	+ 34th multiple-stint Royal (2012-13, 2024)		
+ 2019 NL All-Star with San Francisco	+ 2024 would be his 10th Opening Day roster		
+ Career 2.91 ERA over 21.2 postseason IP	+ MLB Debut: 5/23/12 at NYY w/ KC		

YEAR	TEAM	W	L	ERA	G	SV	IP	H	R	ER	HR	BB	SO	BB/9	SO/9	AVG
2023	TEX	2	7	4.40	60	22	57.1	44	31	28	5	17	55	2.7	8.6	.211
CAREER (11 YRS)		33	41	3.67	573	113	611.0	525	282	249	77	223	719	3.3	10.6	.230

CAREER HIGHLIGHTS

+ **Will Smith** returns to Kansas City in **2024** after he began his big league career with the Royals from **2012-13**, making him the 34th player to appear in a game for Kansas City, leave the organization and return to play for the team.

+ Was a 7th-round selection by the Angels in the **2008** Draft, and acquired by the Royals at the **2010** Trade Deadline with RHP **Sean O'Sullivan** for IF **Alberto Callaspo**...after making his big league debut with Kansas City in **2012**, he was sent to Milwaukee in December **2013** for OF **Nori Aoki**.

+ Between stops in Kansas City, Smith pitched for Milwaukee (2014-16), San Francisco (2016-19), Atlanta (2020-22), Houston (2022) and Texas (2023).

+ Smith's 10 seasons between appearances as a Royal tie **Juan Berenguer** (1981, 1992) and **Raúl Ibáñez** (2001-03, 2014) for the third-longest gap, trailing only **Gene Garber** (12: 1973-74, 1987-88) and **Zack Greinke** (11: 2002-10, 2022-23).

+ He has been a part of each of the last three World Series champion rosters, with Texas (**2023**), Houston (**2022**) and Atlanta (**2021**), becoming the first player in MLB history to win three consecutive titles with three different franchises.

+ He is one of four active left-handed pitchers with at least 100 career saves (113), joining former-Royal **Aroldis Chapman** (321), **Josh Hader** (165) and **Brad Hand** (132).

+ Since transitioning to the bullpen full-time with Kansas City on June 25, **2013**, he has appeared in the 3rd-most games among left-handed pitchers, trailing only **Jake Diekman** (625) and **Brad Hand** (565).

+ Has been on an Opening Day roster in every season since **2014**, excluding the 2017 season when he missed the entire year following **Tommy John** surgery, which means **2024** would be his 10th Opening Day roster.

+ Appeared in 41 games for the Braves in **2022**, going 5-for-8 in saves with a 4.38 ERA (18 ER in 37.0 IP) before being acquired by the Houston Astros at the Trade Deadline for RHP **Jake Odorizzi**...he posted a 3.27 ERA (8 ER in 22.0 IP) over 24 games for the Astros en route to his second consecutive World Series championship.

+ Led Atlanta with a career-high 37 saves and pitched to a 3.44 ERA (26 ER in 68.0 IP) over 71 appearances in **2021**...helped the Braves secure a World Series title, his first.

+ His 37 saves in **2021** were tied for the 4th most in the Majors...he converted 37 saves in 43 opportunities for an 86% conversion rate on the season.

CAREER HIGHS

STRIKEOUTS	INNINGS
8, 9/2/13 vs. SEA	7.0 (5x), last 9/22/12 vs. CLE

STREAKS

SCORELESS	HOMERLESS
16.2 IP 5/23/15 - 6/30/15	54.2 IP 7/31/16 - 8/5/18

MOST SAVES, ACTIVE LH PITCHERS

PITCHER (TEAM)	SAVES
1. Aroldis Chapman (PIT)	321
2. Josh Hader (HOU)	165
3. Brad Hand (FA)	132
4. Will Smith (KC)	113

MOST GAMES, LH PITCHERS SINCE 6/25/2013*

PITCHER	APPEARANCES
1. Jake Diekman	625
2. Brad Hand	565
3. Will Smith	556

*Smith transitioned to the bullpen full-time on this date w/ KC

POSTSEASON OPPONENTS' AVG., ALL-TIME*

PITCHER	OPPONENTS' AVG
1. Jeremy Affeldt	.139 (14-for-101)
2. Kenley Jansen	.148 (34-for-229)
3. Will Smith	.149 (11-for-74)

*min. 25 postseason appearances

2023 HIGHLIGHTS

+ Smith eclipsed the 10-year threshold for service time in April **2023**, as announced by the MLB Players Association, alongside IF **Nolan Arenado** and OFs **Avisail García** and **Starling Marte**...in total, there were 30 players to reach the 10-year milestone last season.

+ Smith posted a 4.40 ERA (28 ER in 57.1 IP) across 60 appearances for the World Series champion Texas Rangers in **2023**, striking out 55 batters and walking just 17 batters (4 intentionally).

+ Served as the primary closer for most of the year, finishing with 22 saves over a team-high 60 games...earned his 100th career save on May 24 at Pittsburgh.

+ Went 1-3 with 19 saves, a 2.70 ERA (12 ER in 40.0 IP) and 42 strikeouts over his first 40 games of the season, but was 1-4 with 3 saves and an 8.31 ERA (16 ER in 17.1 IP) over his final 18 games.

+ Held left-handed batters to a .177/.227/.226 (11-for-62, .453 OPS) slashline and just 1 extra-base hit...he ranked among AL pitchers (min. 50 LHB faced) in opp. OPS (6th), OBP (6th) and SLG (7th)...the lone XBH allowed to a left-handed batter was a 2-run home run to **Shohei Ohtani** on June 14.

WILL SMITH (CONT.)

CAREER HIGHLIGHTS (CONT.)

- + Was limited to 18 games in **2020**, going 2-2 with a 4.50 ERA (8 ER in 16.0 IP) for the Braves after missing over a month while on the COVID-related Injured List.
- + Was named a **2019** National League All-Star with the Giants, marking his first career selection, after a first half in which he was a perfect 23-for-23 in save chances with a 1.98 ERA (8 ER in 36.1 IP) over 37 games leading into the All-Star break.
- + Finished the **2019** season with a 6-0 record, 34 saves, a 2.76 ERA (20 ER in 65.1 IP) and 96 strikeouts with just 21 walks.
- + In **2019**, became the second pitcher in the Modern Era (1900-2024) to finish a year 6-0 (or better) with at least 30 saves (**Joe Nathan**, 2006).
- + Recorded his lone Major League hit on Aug. 11, **2019** vs. Philadelphia, a 2-run single off **Nick Pivetta** that gave the Giants a 3-run lead en route to Smith's 4th win of the year.
- + On Aug. 6, **2018**, **Marwin Gonzalez** connected for a 2-out, 3-run home run off Smith that snapped a career-long homerless streak that dated back to July 31, **2016** (63 games, 54.2 innings).
- + Returned to the mound on May 2, **2018** after missing the **2017** season and April 2018 due to **Tommy John** Surgery...went 2-3 with 14 saves and a 2.55 ERA (15 ER in 53.0 IP) and an opponents' average of .194 (37-for-191).
- + After missing 52 games with a torn LCL in his right knee in **2016**, went 2-4 with a 3.35 ERA (15 ER in 40.1 IP) between Milwaukee (27 games) and San Francisco (26)...was acquired by the Giants on Aug. 1 for RHP **Phil Bickford** and C **Andrew Susac**.
- + Set a career high in wins (7) in **2015** with Milwaukee, posting a 2.70 ERA (19 ER in 63.1 IP) with 91 strikeouts across 76 appearances.
- + Enjoyed a career-long 16.2-inning scoreless streak from May 23-June 30, **2015**, during which he scattered 10 hits and 5 walks with 21 strikeouts in 17 appearances.
- + Tied for the National League lead in appearances in **2014** with 78, a career high...went 1-3 with 1 save and a 3.70 ERA (27 ER in 65.2 IP) in his first season with the Brewers.
- + Earned his 1st career save on April 13, **2014** vs. Pittsburgh when he struck out **Pedro Álvarez** to strand **Andrew McCutchen** on first base with 2 outs and a 4-1 lead.
- + Made 19 appearances (1 start) for Kansas City in **2013**, going 2-1 with a 3.24 ERA (12 ER in 33.1 IP)...made the start in Game 2 of the doubleheader on April 28 vs. Cleveland (after being recalled as the 26th man) and allowed 6 runs (4 ER) over 4.0 innings before being returned to Triple-A and transitioned to a relief pitcher...returned to the big league club on June 25 and has not made a start since.
- + Following his recall in **2013** and transition to the bullpen, he posted a 2.45 ERA (8 ER in 29.1 IP) with 38 strikeouts and just 6 walks (6.3 K/BB).
- + Made his Major League debut with Kansas City on May 23, **2012** at Yankee Stadium.
- + Earned his 1st Major League win in his 2nd start on May 29, **2012** at Cleveland after spinning 6.0 innings of 2-run ball with 5 strikeouts as the Royals cruised to an 8-2 win.

POSTSEASON HIGHLIGHTS

- + His .149 (11-for-74) opponents' batting average in the postseason ranks 3rd all-time behind **Jeremy Affeldt** (.139, 14-for-101) and **Kenley Jansen** (.148, 34-for-229), (min. 25 postseason appearances).
- + He has allowed 17 total bases in the postseason, tying Affeldt and **Santiago Casilla** for the fewest all-time, (min. 25 postseason appearances).
- + His 2.91 ERA (7 ER in 21.2 IP) in the postseason ranks 4th among active pitchers, behind **Kenley Jansen** (2.20 ERA), **Ryan Pressly** (2.22) and **Aroldis Chapman** (2.37), (min. 25 postseason appearances).
- + Pitched in 5 games for the **2023** champion Texas Rangers, including twice in the World Series in Games 1 and 4.
- + Allowed 2 runs in the 7th inning of Game 4 of the **2023** ALCS vs. Houston after entering with 2 outs in the 6th...the runs snapped a 12.0-inning postseason scoreless streak that dated back to the 2021 playoffs.
- + Did not pitch for the **2022** champion Houston Astros, but was on the playoff roster.
- + Played an integral role in Atlanta's **2021** championship run as he went 2-0 with 6 saves (in 6 chances) and did not allow a run over 11.0 innings and a .139 opponents' batting average (5-for-36)...includes 4.0 scoreless innings in the World Series vs. Houston, in which he scattered 2 hits and 1 walk while notching 2 saves.
- + Went 2-1 with a .095 opponents' batting average (2-for-21) in 7 appearances for Atlanta in the **2020** postseason.

- + Made his postseason debut in the **2016** NLDS with San Francisco...he threw a scoreless 11th inning in the wild Game 3 that saw San Francisco outlast Chicago, 6-5, in 13 innings...appeared in Game 4 and took the loss after allowing an unearned run to score.

MINOR LEAGUE NOTES

- + Is 50-33 lifetime in the minors with a 3.76 ERA (294 ER in 703.0 IP) and 599 strikeouts.
- + From **2010-2013** while in Kansas City's minor league system, made appearances in Wilmington (2010), Northwest Arkansas (2011) and Omaha (2012-13).

MISCELLANEOUS NOTES

- + Will resides in Newnan, Ga., with his wife, Taylor, and their son, Stone, who was born on March 13, **2023**, and their dog, Gunner...Will and Taylor were married on Nov. 14, **2020**.
- + Is partnered with Bland Farms in Glennville, Ga., a Vidalia sweet onion produce farm...Vidalia onions are regarded the Official State Vegetable of Georgia...in April **2023**, Smith said, "I've always had an appreciation for Georgia's agriculture, so helping promote Vidalia onions and Bland Farms is truly special."
- + For Player's Weekend in **2018**, donned "Smitty" on the back of his uniform.
- + Smith attended Gulf Coast Community College in Panama City, Fla. prior to his selection in the **2008** Draft.
- + Graduated from Northgate HS (Ga.) in **2007**, and was selected by Tampa Bay in the 40th round, but did not sign...former star NFL wide receiver **Calvin "Megatron" Johnson** graduated from nearby-Sandy Creek HS, and his final baseball swing resulted in a home run off Smith his senior year.

WILL SMITH (CONT.)

CAREER PITCHING																	
YEAR	TEAM	W-L	ERA	G	GS	SV	IP	H	R	ER	HR	HB	BB	SO	BB/9	SO/9	AVG
2008	Orem (R)	8-2	3.08	16	14	0	73.0	73	28	25	6	2	6	76	0.7	9.4	.253
2009	Cedar Rapids (A)	10-5	3.76	20	19	0	115.0	109	61	48	11	2	24	95	1.9	7.4	.249
2010	R. Cucamonga (A+)	2-2	4.58	6	6	0	37.1	36	23	19	4	0	13	31	3.1	7.5	.259
	Wilmington (A+)	4-1	2.80	8	8	0	54.2	48	20	17	6	1	4	51	0.7	8.4	.233
	Arkansas (AA)	1-2	7.23	4	4	0	18.2	33	16	15	3	1	9	8	4.3	3.9	.398
	Salt Lake (AAA)	2-4	5.60	9	9	0	53.0	65	39	33	6	0	20	40	3.4	6.8	.305
2011	NW Arkansas (AA)	13-9	3.85	27	27	0	161.1	171	78	69	13	6	45	108	2.5	6.0	.279
2012	Omaha (AAA)	4-4	3.61	15	15	0	89.2	104	44	36	8	2	22	74	2.2	7.4	.290
	KANSAS CITY	6-9	5.32	16	16	0	89.2	111	54	53	12	1	33	59	3.3	5.9	.313
2013	Omaha (AAA)	6-4	3.03	28	10	4	89.0	81	32	30	7	3	24	100	2.4	10.1	.243
	KANSAS CITY	2-1	3.24	19	1	0	33.1	24	16	12	6	1	7	43	1.9	11.6	.202
2014	MILWAUKEE	1-3	3.70	78	0	1	65.2	62	31	27	6	3	31	86	4.3	11.8	.248
2015	MILWAUKEE	7-2	2.70	76	0	0	63.1	52	23	19	5	1	24	91	3.4	12.9	.220
2016	Brevard County (A+)*	0-0	0.00	2	0	0	3.0	1	0	0	0	0	0	4	0.0	12.0	.100
	Biloxi (AA)*	0-0	0.00	1	0	0	1.0	0	0	0	0	0	0	1	0.0	9.0	.000
	MILWAUKEE	1-3	3.68	27	0	0	22.0	18	13	9	3	1	9	22	3.7	9.0	.225
	SAN FRANCISCO	1-1	2.95	26	0	0	18.1	13	6	6	0	0	9	26	4.4	12.8	.197
2017							Did not play (injured)										
2018	San Jose (A+)*	0-0	10.80	2	0	0	1.2	4	2	2	0	0	0	3	0.0	16.2	.444
	Sacramento (AAA)*	0-0	0.00	6	0	0	5.2	2	0	0	0	0	0	8	0.0	12.7	.105
	SAN FRANCISCO	2-3	2.55	54	0	14	53.0	37	18	15	3	0	15	71	2.6	12.1	.194
2019	NW ARKANSAS	6-0	2.76	63	0	34	65.1	46	20	20	10	0	21	96	2.9	13.2	.196
2020	ATLANTA	2-2	4.50	18	0	0	16.0	11	8	8	7	0	4	18	2.3	10.1	.190
2021	ATLANTA	3-7	3.44	71	0	37	68.0	49	27	26	11	5	28	87	3.7	11.5	.198
2022	ATLANTA	0-1	4.38	41	0	5	37.0	35	25	18	7	2	21	41	5.1	10.0	.240
	HOUSTON	0-2	3.27	24	0	0	22.0	23	10	8	2	0	4	24	1.6	9.8	.271
2023	TEXAS	2-7	4.40	60	0	22	57.1	44	31	28	5	0	17	55	2.7	8.6	.211
	MINOR LEAGUE TOTALS	50-33	3.76	144	112	4	703.0	727	343	294	64	17	167	599	2.1	7.7	.268
	MAJOR LEAGUE TOTALS	33-41	3.67	573	17	113	611.0	525	282	249	77	14	223	719	3.3	10.6	.230

*Minor league injury rehab

CAREER BATTING									
AB	H	2B	3B	HR	RBI	SH	AVG	OBP	SLG
1	1	0	0	0	2	1	1.000	1.000	1.000

CAREER FIELDING						
PCT	G	TC	PO	A	E	DP
.937	573	63	14	45	4	4

POSTSEASON PITCHING																		
YEAR	SERIES	TEAM/OPP	W-L	ERA	G	GS	SV	IP	H	R	ER	HR	HB	BB	SO	BB/9	SO/9	AVG
2016	NLDS	SF vs. CHC	0-1	0.00	2	0	0	1.1	1	1	0	0	0	0	1	0.0	6.8	.200
2020	NLWC	ATL vs. CIN	0-0	0.00	1	0	0	2.1	0	0	0	0	0	5	0.0	19.3	.000	
	NLDS	ATL vs. MIA	1-0	0.00	2	0	0	2.0	0	0	0	0	0	1	0.0	4.5	.000	
	NLCS	ATL vs. LAD	1-1	16.20	3	0	0	1.2	2	3	3	1	0	3	1	16.2	5.4	.286
2021	NLDS	ATL vs. MIL	0-0	0.00	3	0	3	3.0	2	0	0	0	0	1	3	3.0	9.0	.200
	NLCS	ATL vs. LAD	2-0	0.00	4	0	1	4.0	1	0	0	0	0	1	4	2.3	9.0	.083
	WS	ATL vs. HOU	0-0	0.00	4	0	2	4.0	2	0	0	0	0	1	1	2.3	2.3	.143
2023	ALDS	TEX vs. BAL	0-0	0.00	1	0	0	0.1	0	0	0	0	0	1	0.0	27.0	.200	
	ALCS	TEX vs. HOU	0-0	10.80	2	0	0	1.2	2	2	2	1	0	2	1	10.8	5.4	.333
	WS	TEX vs. ARI	0-0	13.50	2	0	0	1.1	1	2	2	0	0	1	2	6.8	13.5	.200
	POSTSEASON TOTALS		4-2	2.91	25	0	6	21.2	11	8	7	2	0	9	20	3.7	8.3	.149

ALL-STAR GAME PITCHING																		
YEAR	TEAM	SITE	W-L	ERA	G	GS	SV	IP	H	R	ER	HR	HB	BB	SO	BB/9	SO/9	AVG
2019	NL	CLE	0-0	27.00	1	0	0	0.1	1	1	1	1	0	0	0	0.0	0.0	.500
	ALL-STAR GAME TOTALS		0-0	27.00	1	0	0	0.1	1	1	1	6	0	0	0	0.0	0.0	.500

CAREER TRANSACTIONS

2008: Selected by the Angels in 7th round of Draft (Tom Kotchman)...**2010:** Acquired by Kansas City from the Angels with RHP **Sean O'Sullivan** for IF **Alberto Callaspo**, July 22...**2013:** Acquired by Milwaukee from Kansas City for OF **Nori Aoki**, Dec. 5...**2016:** Placed on 15-day IL, torn right LCL, April 2-June 1...acquired by San Francisco from Milwaukee for RHP **Phil Bickford** and C **Andrew Susac**, July 31...**2017:** Placed on 60-day IL, Tommy John surgery on left elbow, April 1-end of season...**2018:** Placed on 10-day IL, recovery from Tommy John surgery, March 28-May 2...**2019:** Signed by Atlanta as a Major League free agent, Nov. 14...**2020:** Placed on IL, July 3-Aug. 6...**2022:** Acquired by Houston from Atlanta for RHP **Jake Odorizzi**, Nov. 9...**2023:** Signed by Texas as a Major League free agent, March 4...signed by Kansas City as a Major League free agent, Dec. 11.

CHRIS STRATTON



CHRIS STRATTON

#35 | RHP

B/T	HT/WT	BORN (OPENING DAY AGE)	SERVICE TIME
R/R	6-2/205	Aug. 22, 1990 (33) in Tupelo, Miss.	6 years, 100 days
ACQUIRED	SIGNING SCOUT	CONTRACT STATUS	
Signed as FA, 12/15/23	Hugh Walker (Giants)	Signed through 2024	

ROYAL RUNDOWN

- + 8-year Major League veteran
- + 2023 World Series Champion with Texas
- + 82.2 relief IP in 2023; 4th-best in MLB
- + First MLB win: June 11, 2016 vs. LAD
- + MLB Debut: May 30, 2016 at ATL
- + Selected by Giants 20th overall in 2012
- + Teammates with Adam Frazier & Hunter Renfroe at Mississippi State University from 2011-12

YEAR	TEAM	W	L	ERA	G	SV	IP	H	R	ER	HR	BB	SO	BB/9	SO/9	AVG
2023	STL/TEX	2	1	3.92	64	1	82.2	69	39	36	8	25	81	2.7	8.8	.227
CAREER (8 YRS)		37	24	4.43	302	12	545.0	553	292	268	62	216	504	3.6	8.3	.264

CAREER HIGHLIGHTS

- + **Chris Stratton** joins the Kansas City Royals in **2024** fresh off his first World Series championship with the Texas Rangers in **2023**.
- + An eight-year veteran, Stratton has recorded 19 wins in relief since **2021**, tied with **Clay Holmes** for 3rd most in the Majors, behind **Devin Williams** (22) and **Brent Suter** (21)...this includes a National League-best 10 wins in **2022** with Pittsburgh (5) and St. Louis (5).
- + He and **Michael Wacha** will become the 105th and 106th players to play in at least 1 game for both the Royals and St. Louis Cardinals in their career.
- + Since **2020**, his 253.0 relief innings trail only San Francisco's **Tyler Rogers** (258.2).

2023 HIGHLIGHTS

- + Began the **2023** season with St. Louis and posted a 4.19 ERA (25 ER in 53.2 IP) with 59 strikeouts in 42 appearances before being dealt to Texas at the Trade Deadline as part of a five-player deal with LHP **Jordan Montgomery** for LHP **John King**, RHP **Tekoah Roby** and IF **Thomas Saggese**.
- + Following the trade to the Rangers, Stratton posted a 3.41 ERA (11 ER in 29.0 IP) with 22 strikeouts and 8 walks, and made 4 appearances in the postseason, including 2 in the World Series.
- + He led the Majors with 36 relief outings of at least 4 outs, the most such appearances by any reliever since former-Royals pitcher **Anthony Swarzak** in 2013 (37 for Minnesota).
- + His 82.2 combined relief innings were 4th-most in the Majors, behind only **Jake Bird** (84.1 IP), **Tyler Holton** (84.1) and **Josh Winckowski** (83.1).
- + Limited left-handed batters to a .191/.298/.292 (17-for-89) slashline, while righties hit .242/.279/.400 (52-for-215) off him.
- + Allowed 8 home runs, all of which came vs. righties, as he has not permitted a homer to a left-handed hitter since June 11, 2022 at Atlanta (**Ozzie Albies**), a streak of 163 left-handed hitters without a home run.

CAREER HIGHLIGHTS (CONT.)

- + Was acquired by St. Louis from Pittsburgh at the **2022** Trade Deadline as part of a four-player deal with LHP **José Quintana** for RHP **Johan Oviedo** and IF **Malcom Núñez**.
- + Went 7-1 with a 3.63 ERA (32 ER in 79.1 IP) with Pittsburgh in **2021**, striking out a career-high 86 batters as a reliever.

CAREER HIGHS

STRIKEOUTS	INNINGS
10 (2x), last 8/27/17 at AZ	9.0, 9/14/18 vs. COL

STREAKS

SCORELESS	HOMERLESS
14.2 IP 8/13/17 - 8/27/17	45.0 IP 6/30/22 - 4/26/23

MOST RELIEF INNINGS IN MLB SINCE 2020

PITCHER (TEAMS)	IP
1. Tyler Rogers (SF)	258.2
2. Chris Stratton (PIT/STL/TEX)	253.0
3. Scott Barlow (KC/SD)	246.2

CAREER HIGHLIGHTS (CONT.)

- + Led all National League relief pitchers with 30.0 innings in the shortened **2020** season...tied for 4th among all relievers with former Royals **Scott Barlow** and **Mike Mayers**, and trailed only **Jonathan Hernandez** (31.0 IP), **Matt Andriese** (30.1) and **Phillips Valdez** (30.1).
- + Spent Spring Training in **2019** with the Giants before being dealt to the Angels on March 26, before Opening Day, for LHP **Williams Jerez**...made 7 appearances for the Angels before being acquired by Pittsburgh for cash on May 11.
- + Won 10 games for the Giants in **2018** while recording career highs in starts (26), innings (145.0) and strikeouts (112)...threw his lone shutout on Sept. 14 vs. the Rockies.
- + Appeared in 13 games (10 starts) for San Francisco in **2017**, posting a 3.68 ERA (24 ER in 58.2 IP) and 51 strikeouts...made his 1st Major League start on July 6 at Detroit, finding out 20 minutes before first pitch as **Johnny Cueto** was scratched with an inner ear infection.
- + Picked up his 1st save on July 25, **2017** vs. Pittsburgh after throwing the final 4.0 innings in an 11-3 win.
- + Recorded his 1st Major League hit in the 8th inning on Sept. 17, **2017**: a single off RHP **Taijuan Walker**.
- + Made his Major League debut on May 30, **2016** at Atlanta and pitched a scoreless 8th inning with strikeouts of **Nick Markakis** and **Kelly Johnson**... earned his 1st win in his 3rd game on June 11 vs. the Dodgers.

CHRIS STRATTON (CONT.)

MINOR LEAGUE NOTES

+ Is an 8-year minor league veteran, having gone 41-35 with a 4.03 ERA (292 ER in 651.2 IP) with 572 strikeouts across 122 games (115 starts).

+ Was a **2016** Arizona Fall League Fall Star after going 2-2 with a 3.12 ERA (9 ER in 26.0 IP) and 21 strikeouts in 6 starts for Scottsdale.

+ Was 9-3 with a 3.27 ERA for Augusta in **2013**, earning him South Atlantic midseason All-Star honors.

MISCELLANEOUS NOTES

+ Stratton resides in Tupelo, Miss., with his wife, Martha, and their three children, Christopher (7), Mary (5) and Darby (3).

+ Graduated from Tupelo HS (Miss.) in **2009**, where his father served as a basketball coach for 23 years.

MISCELLANEOUS NOTES (CONT.)

+ Met his wife Martha at a church league basketball game, when he worked the scoreboard for her game.

+ Attended Mississippi State University from **2010-12**, posting an 11-2 record with a 2.38 ERA for the Bulldogs...he finished as a finalist for the Golden Spikes Award and ranks 3rd all-time in Mississippi State Baseball history with 279 career strikeouts.

+ Was teammates with several Major Leaguers during his time at Mississippi State, including **Adam Frazier** (2011-12), **Kendall Graveman** (2010-12), **Jonathan Holder** (2012), **Jacob Lindgren** (2012), **Hunter Renfroe** (2011-12) and **Brandon Woodruff** (2012).

+ Played for Harwich in the **2011** Cape Cod League and was teammates with several Major Leaguers, including former-Royal **Billy Burns**, **Kevin Gausman**, **Austin Nola**, **Taylor Rogers** and **Luke Voit**.

CAREER PITCHING

YEAR	TEAM	W-L	ERA	G	GS	SV	IP	H	R	ER	HR	HB	BB	SO	BB/9	SO/9	AVG
2012	Salem-Keizer (A)	0-1	2.76	8	5	0	16.1	14	6	5	1	2	10	16	5.5	8.8	.237
2013	Augusta (A)	9-3	3.27	22	22	0	132.0	128	48	48	5	3	47	123	3.2	8.4	.258
2014	San Jose (A+)	7-8	5.07	19	18	0	99.1	103	61	56	13	2	36	102	3.3	9.2	.270
	Richmond (AA)	1-1	3.52	5	5	0	23.0	29	10	9	2	0	12	18	4.7	7.0	.315
2015	Richmond (AA)	1-5	4.14	9	9	0	50.0	40	26	23	3	1	22	39	4.0	7.0	.215
	Sacramento (AAA)	4-5	3.86	17	17	0	98.0	88	46	42	6	5	40	72	3.7	6.6	.242
2016	Sacramento (AAA)	12-6	3.87	21	20	0	125.2	120	57	54	6	4	39	103	2.8	7.4	.254
	SAN FRANCISCO	1-0	3.60	7	0	0	10.0	11	4	4	1	0	5	6	4.5	5.4	.289
2017	Sacramento (AAA)	4-5	5.11	15	15	0	79.1	94	49	45	10	2	22	71	2.5	8.1	.290
	SAN FRANCISCO	4-4	3.68	13	10	1	58.2	59	25	24	5	1	28	51	4.3	7.8	.266
2018	Sacramento (AAA)	3-0	3.00	4	4	0	24.0	25	9	8	3	0	8	24	3.0	9.0	.263
	SAN FRANCISCO	10-10	5.09	28	26	0	145.0	153	87	82	19	2	54	112	3.4	7.0	.273
2019	Indianapolis (AAA)*	0-1	4.50	2	0	0	4.0	7	4	2	1	0	1	4	2.3	9.0	.368
	LA ANGELS	0-2	8.59	7	5	0	29.1	43	28	28	6	0	18	22	5.5	6.8	.344
	PITTSBURGH	1-1	3.66	28	0	0	46.2	50	22	19	7	0	15	47	2.9	9.1	.270
2020	PITTSBURGH	2-1	3.90	27	0	0	30.0	26	19	13	3	0	13	39	3.9	11.7	.224
2021	PITTSBURGH	7-1	3.63	68	0	8	79.1	70	34	32	9	1	33	86	3.7	9.8	.233
2022	PITTSBURGH	5-4	5.09	40	1	2	40.2	50	26	23	4	1	13	37	2.9	8.2	.307
	ST. LOUIS	5-0	2.78	20	0	0	22.2	22	8	7	0	1	12	23	4.8	9.1	.262
2023	ST. LOUIS	1-1	4.19	42	0	1	53.2	45	28	25	4	1	17	59	2.9	9.9	.226
	TEXAS	1-0	3.41	22	0	0	29.0	24	11	11	4	1	8	22	2.5	6.8	.229
MINOR LEAGUE TOTALS		41-35	4.03	122	115	0	651.2	648	316	292	50	19	237	572	3.3	7.9	.260
MAJOR LEAGUE TOTALS		37-24	4.43	302	42	12	545.0	553	292	268	62	8	216	504	3.6	8.3	.264

*Minor league injury rehab

CAREER BATTING

AB	H	2B	3B	HR	RBI	SH	AVG	OBP	SLG
64	8	1	0	0	5	8	.125	.123	.141

CAREER FIELDING

PCT	G	TC	PO	A	E	DP
.945	302	91	39	47	5	6

POSTSEASON PITCHING

YEAR	SERIES	TEAM/OPP	W-L	ERA	G	GS	SV	IP	H	R	ER	HR	HB	BB	SO	BB/9	SO/9	AVG
2023	ALCS	TEX vs. HOU	0-0	6.75	2	0	0	2.2	2	2	2	0	0	2	2	6.8	6.8	.200
	WS	TEX vs. ARI	0-0	13.50	2	0	0	1.1	2	2	2	1	0	0	1	0.0	6.8	.333
POSTSEASON TOTALS			0-0	9.00	4	0	0	4.0	4	4	4	1	0	2	3	4.5	6.8	.286

CAREER TRANSACTIONS

2012: Selected by San Francisco in 1st round (20th overall) of Draft (Hugh Walker)...**2017:** Placed on 10-day IL, strained right calf, July 28-Aug. 7...**2018:** Placed on Paternity List, April 25-27...**2019:** Acquired by Angels from San Francisco for LHP **Williams Jerez**, March 25...acquired by Pittsburgh for the Angels for cash considerations, May 11...placed on 10-day IL, right side discomfort, May 25-June 18...placed on 10-day IL, right side inflammation, Aug. 29-Sept. 17...**2022:** Acquired by St. Louis from Pittsburgh with LHP **José Quintana** for IF **Malcom Núñez** and RHP **Johan Oviedo**, Aug. 1...**2023:** Acquired by Texas from St. Louis with LHP **Jordan Montgomery** for LHP **John King**, RHP **Tekoah Roby** and IF **Thomas Saggese**, July 30...signed by Kansas City as a Major League free agent, Dec. 15.

JOSH TAYLOR



JOSH TAYLOR			#38 LHP
B/T	HT/WT	BORN (OPENING DAY AGE)	SERVICE TIME
L/L	6-5/245	March 2, 1993 (31) in Phoenix, Ariz.	4 years, 121 days
ACQUIRED		SIGNING SCOUT	CONTRACT STATUS
Trade with BOS, 1/24/23		Steve Noworyta (Phillies)	2nd year arb eligible

ROYAL RUNDOWN			
+ Limited to 17.2 innings in 2023 due to injury	+ He's struck out 29.7% of BF in his MLB career		
+ Did not pitch in 2022 due to injury	+ Had 26-game scoreless streak in 2021		
+ Trade to KC on 1/24/23 was 3rd of his career	+ First MLB save: 9/11/21 at CWS		

YEAR	TEAM	W	L	ERA	G	SV	IP	H	R	ER	HR	BB	SO	BB/9	SO/9	AVG
2023	KC	1	3	8.15	17	0	17.2	22	17	16	4	9	26	4.6	13.2	.306
CAREER (4 YRS)		5	6	4.35	138	1	120.0	114	60	58	13	53	155	4.0	11.6	.248

CAREER HIGHLIGHTS

+ **Josh Taylor** is entering his 11th professional season in **2024**, fifth at the big league level and second with Kansas City, after being acquired from Boston on Jan. 24, **2023** for infielder **Adalberto Mondesi** and a PTBNL.

+ He recorded 26 consecutive scoreless appearances (21.2 IP) from April 30–July 5, **2021**, which marked the 2nd-longest scoreless streak in Red Sox history, 1 game shy of **Koji Uehara's** 27-game streak in 2013.

+ Taylor, a left-handed pitcher, has held left-handed batters to a .272 slugging percentage in his career, which was the 7th-best mark in the American League since his 2019 debut (min. 200 lefties faced).

+ He's held left-handed batters to a .196 average (36-for-184) in his career, and only 8 of the 36 hits have gone for extra bases.

+ Taylor has allowed 3 HR to the 206 left-handed batters he's faced in his career: to **Alex Gordon** on June 6, **2019**, **Rowdy Tellez** on Sept. 10, **2019** and **Christian Yelich** on May 13, **2023**.

+ He made his Major League debut with Boston on May 29, **2019** and allowed 6 runs on 12 hits in 5.0 innings in his first 5 career appearances...in 133 outings since, he owns a 4.07 ERA (52 ER in 115.0 IP) and .234 opponents' average (102-for-435).

+ Taylor has a career 2.51 ERA (16 ER in 571 IP) in 68 appearances on the road.

2023 HIGHLIGHTS

+ Began the **2023** season with Triple-A Omaha and was recalled on April 16...his Royals debut came that night vs. Atlanta to mark his 1st Major League appearance since Sept. 22, 2021 with Boston, 571 days prior.

+ The HR he allowed to **Christian Yelich** on May 13 was his 1st allowed to a left-handed batter since **Rowdy Tellez** took him deep on Sept. 10, 2019—four years prior—snapping a stretch of 110 at-bats in 76 appearances.

+ He suffered left shoulder impingement syndrome on May 27 and missed the last 109 games of the year.

ADDITIONAL CAREER HIGHLIGHTS

+ Taylor missed the entire **2022** season due to a low back strain...he did not pitch in Spring Training, and was placed on the 15-day IL on April 7, then transferred to the 60-day IL on May 11.

+ He went on two rehab assignments in **2022**, the first from April 17-27 and the second from June 21-July 12...he made 13 appearances (7 starts) and allowed 10 runs (8 ER) on 20 hits in 12.0 innings.

CAREER HIGHS

STRIKEOUTS	INNINGS
5 (2x), last 4/28/23 at MIN	2.1, 8/11/19 vs. LAA

STREAKS

SCORELESS	HOMERLESS
22.0 IP 4/30/21 - 7/10/21	28.1 IP 4/30/21 - 8/1/21

MOST CONSECUTIVE SCORELESS APPEARANCES IN RED SOX HISTORY

PITCHER	GAMES	DATES
1. Koji Uehara	27	July 9–Sept. 13, 2013
2. Josh Taylor	26	April 30–July 5, 2021
3. Daniel Bard	25	May 27–July 31, 2011

ADDITIONAL CAREER HIGHLIGHTS (CONT.)

+ He made his first career Opening Day roster in **2021** and set career highs in appearances (61) and innings (47.2), but missed 16 team games due to three stints on the IL.

+ Taylor held left-handed batters to a .146 average (12-for-82) in **2021**, including .033 (1-for-30) after the All-Star break.

+ He set the Red Sox franchise record for most consecutive scoreless appearances by a left-handed pitcher, a run that lasted 26 outings from April 30–July 5, **2021**.

+ Taylor allowed 6 runs on 10 hits in 3.0 innings over his first 3 appearances of **2021**, but pitched to a 2.42 ERA (12 ER in 44.2 IP) and .212 opponents' average (35-for-165) in 58 outings the rest of the season.

+ He made his Major League debut on May 29, **2019** and was one of 15 rookies that year to make at least 50 pitching appearances...among that group, he ranked 2nd in ERA (3.04), 3rd in opponents' OPS (.642) and 5th in K/9 (11.79).

+ He earned his 1st career win on Aug. 22, **2019** in the resumption of the Aug. 7, 2019 suspended game vs. the Royals...he pitched a scoreless top of the 10th before Boston broke the 4-4 tie in the bottom half.

MINOR LEAGUE HIGHLIGHTS

+ Taylor made 48 of his 53 appearances as a starter from **2014-16**, but began his transition to the bullpen in **2017**...from **2017-19**, 88 of his 102 appearances in the minors were in relief.

+ Taylor, an undrafted free agent in **2014**, played for three different organizations in the minors...he was signed by Philadelphia in **2014**, traded to Arizona in July **2015** and then to Boston in May **2018**.

JOSH TAYLOR (CONT.)

POSTSEASON HIGHLIGHTS

- + Taylor pitched in 6 of Boston's 11 postseason games in **2021**, recording 3 holds and a 2.25 ERA (1 ER in 4.0 IP).
- + He made his postseason debut in Game 1 of the **2021** ALDS at Tampa Bay and retired the only batter he faced after **Randy Arozarena** stole home with 2 outs in the 7th inning.
- + Taylor recorded a perfect 7th inning in Boston's **2021** ALDS-clinching Game 4 win over the Rays.

MISCELLANEOUS NOTES

- + Josh resides in Peoria, Ariz.
- + He recorded voicemails for Sox auction winners in **2021**...he also participated in the Red Sox Holiday Caravan in December **2019**, visiting patients at Boston's Children's Hospital, The Jimmy Fund, Shriners Hospital for Children, MassGeneral Hospital for Children, Beth Israel Deaconess Medical Center and The BASE.

MISCELLANEOUS NOTES (CONT.)

- + The Red Sox Scout who signed Taylor, **Steve Noworyta**, is the father of Royals Triple-A Assistant Hitting Coach, **David Noworyta**.
- + Taylor attended Georgia College and State University in **2014** and Scottsdale Community College from **2012-13**, when he led the Artichokes to the National Junior College World Series both seasons.
- + He graduated in **2011** from Centennial HS (Ariz.), where he won the team's **Cy Young** Award three times and was named MVP once.

CAREER FIELDING

PCT	G	TC	PO	A	E	DP
.750	138	8	0	6	2	0

CAREER PITCHING

YEAR	TEAM	W-L	ERA	G	GS	SV	IP	H	R	ER	HR	HB	BB	SO	BB/9	SO/9	AVG
2014	GCL Phillies (R)	2-0	0.00	3	0	0	9.1	5	0	0	0	0	4	13	3.9	12.5	.156
2015	Lakewood (A)	4-5	4.61	13	13	0	68.1	71	38	35	6	1	24	70	3.2	9.2	.265
	Kane County (A)	4-3	3.20	11	11	0	59.0	73	29	21	2	1	20	53	3.1	8.1	.311
2016	Visalia (A+)	2-7	5.65	15	13	0	78.0	105	57	49	7	4	24	77	2.8	8.9	.335
	Mobile (AA)	3-4	4.94	11	11	0	54.2	63	32	30	4	1	18	46	3.0	7.6	.289
2017	ACL D-Backs (R)	0-0	0.00	1	0	1	1.0	0	0	0	0	0	0	1	0.0	9.0	.000
	Jackson (AA)	4-7	5.01	33	14	1	97.0	115	59	54	7	1	46	91	4.3	8.4	.303
2018	Visalia (A+)	1-2	2.81	14	0	5	16.0	16	9	5	1	0	5	20	2.8	11.3	.262
	Portland (AA)	2-5	3.79	33	0	8	35.2	42	18	15	1	5	18	37	4.5	9.3	.294
	Pawtucket (AAA)	0-0	0.00	1	0	0	2.0	1	0	0	0	0	0	3	0.0	13.5	.143
2019	Pawtucket (AAA)	1-1	2.70	20	0	3	23.1	18	9	7	2	1	11	32	4.2	12.3	.222
	BOSTON	2-2	3.04	52	1	0	47.1	40	17	16	5	2	16	62	3.0	11.8	.229
2020	BOSTON	1-1	9.82	8	0	0	7.1	7	8	8	2	1	5	7	6.1	8.6	.233
2021	BOSTON	1-0	3.40	61	0	1	47.2	45	18	18	2	3	23	60	4.3	11.3	.246
2022	Portland (AA)*	0-1	9.64	5	3	0	4.2	10	5	5	2	0	1	4	1.9	7.7	.455
	Worcester (AAA)*	0-2	3.68	8	4	0	7.1	10	5	3	1	0	2	8	2.5	9.8	.313
2023	Omaha (AAA)	0-0	6.75	5	0	0	5.1	9	4	4	1	0	1	5	1.7	8.4	.375
	KANSAS CITY	1-3	8.15	17	1	0	17.2	22	17	16	4	0	9	26	4.6	13.3	.306
MINOR LEAGUE TOTALS		23-37	4.44	173	69	18	461.2	538	265	228	34	14	174	460	3.4	9.0	.296
MAJOR LEAGUE TOTALS		5-6	4.35	138	2	1	120.0	114	60	58	13	6	53	155	4.0	11.6	.248

*Minor league injury rehab

POSTSEASON PITCHING

YEAR	SERIES	TEAM/OPP	W-L	ERA	G	GS	SV	IP	H	R	ER	HR	HB	BB	SO	BB/9	SO/9	AVG
2021	ALDS	BOS vs. TB	0-0	0.00	3	0	0	2.0	1	0	0	0	0	0	1	0.0	4.5	.143
	ALCS	BOS vs. HOU	0-0	4.50	3	0	0	2.0	3	1	1	0	0	0	1	0.0	4.5	.333
POSTSEASON TOTALS			0-0	2.25	6	0	0	4.0	4	1	1	0	0	0	2	0.0	4.5	.250

CAREER TRANSACTIONS

2014: Signed by Philadelphia as non-drafted free agent, Aug. 12 (Steve Noworyta)...**2015:** Acquired by Arizona with RHP **Chris Oliver** and the No. 9 overall international bonus pool slot from Philadelphia for the No. 1 overall international bonus pool slot, July 5...**2018:** Acquired by Boston, May 15, as the PTBNL to complete trade that sent IF **Deven Marrero** to Arizona...**2020:** Placed on IL, non-injury/ailment, July 14-Aug. 17...placed on 10-day IL, left shoulder tendinitis, Sept. 11-28...**2021:** Placed on IL, non-injury/ailment, Aug. 15-17...placed on IL, non-injury/ailment, Aug. 31-Sept. 6...placed on 10-day IL, lower back strain, Sept. 26-Oct. 4...**2022:** Placed on 10-day IL, lower back strain, April 7...transferred to 60-day IL, May 11-Nov. 10...**2023:** Acquired by Kansas City from Boston for IF **Adalberto Mondesi** and PTBNL, Jan. 24...placed on 15-day IL, left shoulder impingement, May 28...transferred to 60-day IL, July 3-Nov. 2.

NELSON VELÁZQUEZ



NELSON VELÁZQUEZ

#17 | OF

B/T	HT/WT	BORN (OPENING DAY AGE)	SERVICE TIME
R/R	6-1/235	12/26/98 (25) in Carolina, P.R.	1 year, 13 days
ACQUIRED	SIGNING SCOUT		OPTION YEARS USED
Trade w/ CHC, 7/31/23	Edwards Guzman (Cubs)		2/3

ROYAL RUNDOWN

- + 2-year Major League veteran with CHC & KC
- + Royals 2023 Sept./Oct. Player of the Month
- + 51.3% of his career hits have been XBH
- + 2023 WBC Participant (P.R.)
- + Hit 14 HR in 40 G/133 AB with KC in 2023
- + 2021 Arizona Fall League MVP

YEAR	TEAMS	G	AB	R	H	2B	3B	HR	RBI	BB	SO	SB	CS	AVG	OBP	SLG
2023	CHC/KC	53	162	35	38	6	0	17	34	14	51	0	0	.235	.302	.586
CAREER (2 YRS)		130	347	55	76	13	3	23	60	33	116	5	2	.219	.294	.473

CAREER HIGHLIGHTS

- + Nelson Velázquez was acquired by Kansas City from the Cubs on July 31, 2023 for RHP Jose Cuas.
- + Of his 76 career hits in the Majors, 39 have gone for extra bases (51.3%), the 8th-highest rate in the Majors since 2022 (min. 75 hits).
- + Played for Team Puerto Rico in the 2023 World Baseball Classic, going 1-for-5 with a single, a run scored and a walk in 2 games.
- + Was the MVP of the 2021 Arizona Fall League after leading Mesa to the AFL title with a .385/.480/.712 (40-for-104) slashline that included 7 doubles, 9 HR, 24 runs and RBI and 17 walks in 26 games...was the Cubs first AFL MVP since Kris Bryant in 2013.

2023 HIGHLIGHTS

- + Split time with the Cubs and Triple-A Iowa to begin 2023, before being acquired by Kansas City on July 31...he made his Royals debut on Aug. 10 and from that day through season's end, his 14 HR tied for 2nd most in the American League behind Aaron Judge (16).
- + Made his Royals debut as a defensive replacement on Aug. 10 in Boston and made his 1st start with the Royals on Aug. 11 vs. St. Louis, when he became the fifth player in Royals history, according to Elias, to hit a HR in his 1st plate appearance with the club.
- + He hit a HR every 9.50 at-bats with Kansas City, the highest rate in the Majors from his Royals debut on Aug. 10 through season's end, ahead of Kyle Schwarber (9.71).

- + His 14 HR and 34 RBI in 40 games with the Royals paced out to 56 HR and 137 RBI over 162 games.
- + Of his 38 hits in the Majors, 23 went for extra bases (60.5%), the 3rd-highest rate (min. 20 XBH) behind Davis Schneider (65.6%) and Joey Gallo (62.0%).
- + His 14 HR are the most in Royals history by a player in his 1st 38 games with an at-bat with the club.

- + His .586 slugging percentage ranked 6th in the Majors (min. 160 at-bats), trailing only Shohei Ohtani (.654), Corey Seager (.623), Aaron Judge (.613), Matt Olson (.604) and Ronald Acuña Jr. (.596).

- + Named Royals Player of the Month for September/October after 12 of his 20 hits went for extra bases (60.0%), including 9 HR, which tied for the 3rd most HR by a Royal in September behind Salvador Perez (10 HR in Sept. 2021) and Jorge Soler (10 HR in Sept. 2019).

- + Homered in 3 straight games from Sept. 4-6 vs. the White Sox, becoming the first Royal with a HR in 3 straight games since Salvador Perez in Sept. 2021.

CAREER HIGHS

HITS	RUNS
3 (2x), last 4/11/23 vs. SEA	3, 4/11/23 vs. SEA
DOUBLES	RBI
1 (13x), last 9/19/23 vs. CLE	5, 7/22/22 at PHI
TRIPLES	STOLEN BASES
1 (3x), last 10/2/22 vs. CIN	1 (5x), last 9/23/22 at PIT
HOME RUNS	WALKS
2 (2x), last 9/24/23 at HOU	2 (2x), last 9/16/23 vs. HOU

STREAKS

HITTING	ON BASE
8 10/1/22 - 4/28/23	9 9/29/22 - 4/28/23
	9 8/29/23 - 9/8/23

HIGHEST RATE OF XBH IN 2023 (MIN. 20 XBH)

PLAYER (TEAM)	H	XBH	%
1. Davis Schneider (TOR)	32	21	65.6%
2. Joey Gallo (MIN)	50	31	62.0%
3. Nelson Velázquez (CHC/KC)	38	23	60.5%

MOST HR IN AL FROM AUG. 10-OCT. 1, 2023*

PLAYER (TEAM)	HR
1. Aaron Judge (NYY)	16
T2. Nelson Velázquez (KC)	14
T2. Julio Rodriguez (SEA)	14
T2. Corey Seager (TEX)	14
T2. Spencer Torkelson (DET)	14

* Velázquez made his Royals debut on Aug. 10

BEST AB/HR IN MLB, AUG. 10-OCT. 1, 2023*

PLAYER (TEAM)	AB/HR
1. Nelson Velázquez (KC)	9.50
2. Kyle Schwarber (PHI)	9.71
3. Aaron Judge (NYY)	9.75
4. Bryce Harper (PHI)	10.50

* Velázquez made his Royals debut on Aug. 10

PLAYERS WITH HR IN 1ST PA WITH ROYALS

PLAYER	DATE/OPP
Jon Nunnally	4/29/95 vs. NYY
Yamil Benitez	7/24/97 at MIN
Adam Moore	9/23/12 vs. CLE
Lucas Duda	3/29/18 vs. CWS
Nelson Velázquez	8/11/23 vs. STL

NELSON VELÁZQUEZ (CONT.)

ADDITIONAL CAREER HIGHLIGHTS

+ Nelson made his Major League debut in Game 1 of the May 30, **2022** doubleheader vs. Milwaukee... recorded his 1st career hit that day, an infield single off **Ethan Small**, and his 2nd in Game 2, a single off **Aaron Ashby**.

+ Became the sixth player since 2000 to record his 1st 2 hits across both games of a doubleheader, according to *Elias*, joining **Nick Solak** (Aug. 20, 2019), **Cheslor Cuthbert** (July 7, 2015), **Jeff Clement** (Sept. 26, 2007), **Brad Hawpe** (May 1, 2004) and **Josh Phelps** (July 2, 2002).

+ Made starts with the Cubs at all three outfield positions in **2022**, including center field (21), right (18) and left (6) and recorded 2 outfield assists.

+ Had 2 home runs and a career-high 5 RBI on July 22, **2022** at Philadelphia after entering as a pinch-hitter, becoming the second Cub since at least 1901 to record 2 HR in a game as a non-starter, following **Thad Bosley** on Aug. 12, 1985.

MINOR LEAGUE HIGHLIGHTS

+ In **2021**, led Cubs minor leaguers with 73 RBI, 45 extra-base hits and 191 total bases while his 20 home runs and 104 hits ranked 2nd.

+ Did not play in **2020** due to the pandemic.

MISCELLANEOUS NOTES

+ His full name is **Nelson Javier Velázquez Romero**... he resides in Carolina, P.R.

+ Led Criollos de Caguas to the **2023-24** Puerto Rican League championship after recording 8 extra-base hits and 12 RBI in 23 games...was also named a Caribbean Series All-Star at DH after hitting .368 (7-for-19) with a 1.139 OPS in 5 games with Puerto Rico.

CAREER HR HIGHLIGHTS

MULTI-HR GAMES (2)	PITCHER(S)
+ 7/22/22 at PHI (2)	JoJo Romero & Garrett Stubbs
+ 9/24/23 at HOU (2)	Hunter Brown
GRAND SLAMS (1)	PITCHER (INN.)
+ 4/11/23 vs. SEA	Chris Flexen (3rd)

CAREER BATTING

YEAR	TEAM	G	AB	R	H	2B	3B	HR	RBI	SF	HB	BB	SO	SB	CS	AVG	OBP	SLG	OPS
2017	AZL Cubs (R)	32	109	26	26	5	2	8	17	0	1	15	39	5	2	.239	.336	.541	.877
2018	Eugene (A)	72	264	35	66	18	2	11	33	0	5	23	81	12	4	.250	.322	.458	.780
	South Bend (A)	31	112	6	21	1	0	0	7	0	1	7	43	3	0	.188	.242	.196	.438
2019	AZL Cubs (R)^	6	19	4	6	1	0	2	5	0	0	2	5	0	0	.316	.381	.684	1.065
	South Bend (A)	72	262	33	75	16	4	4	34	1	0	21	77	5	3	.286	.338	.424	.762
2020	Did not play (no minor league season)																		
2021	South Bend (A+)	69	261	37	68	13	1	12	46	2	4	20	97	12	2	.261	.321	.456	.777
	Tennessee (AA)	34	124	19	36	10	1	8	27	0	3	10	35	5	0	.290	.358	.581	.939
2022	Tennessee (AA)	22	80	16	23	4	1	9	17	0	0	14	33	5	2	.288	.394	.700	1.094
	Iowa (AAA)	34	123	21	26	7	0	6	15	1	1	13	50	7	2	.211	.290	.415	.705
	CHICAGO CUBS	77	185	20	38	7	3	6	26	0	2	19	65	5	2	.205	.286	.373	.659
2023	Iowa (AAA)	74	292	48	74	15	0	16	44	2	4	32	97	7	3	.253	.333	.469	.802
	Omaha (AAA)	6	22	1	1	0	0	0	0	0	0	1	6	2	0	.045	.087	.045	.132
	CHICAGO CUBS	13	29	8	7	2	0	3	6	0	0	3	8	0	0	.241	.313	.621	.934
	KANSAS CITY	40	133	27	31	4	0	14	28	1	2	11	43	0	0	.233	.299	.579	.878
MINOR LEAGUE TOTALS		452	1668	246	422	90	11	76	245	6	19	158	563	63	18	.253	.324	.457	.781
MAJOR LEAGUE TOTALS		130	347	55	76	13	3	23	60	1	4	33	116	5	2	.219	.294	.473	.767

^Minor league injury rehab

CAREER FIELDING

YEAR	POSITION	PCT	G	GS	INN	TC	PO	A	E	DP
2022	LEFT FIELD	1.000	14	6	74.1	10	9	1	0	0
	CENTER FIELD	.955	32	21	198	44	41	1	2	0
	RIGHT FIELD	.951	23	18	164	41	39	0	2	0
2023	LEFT FIELD	1.000	8	5	40	17	17	0	0	0
	CENTER FIELD	1.000	3	3	27	9	9	0	0	0
	RIGHT FIELD	.978	26	23	201	45	44	0	1	0
CAREER TOTALS (LF)		1.000	22	11	114.1	27	26	1	0	0
CAREER TOTALS (CF)		.962	35	24	225	53	50	1	2	0
CAREER TOTALS (RF)		.965	49	41	365	86	83	0	3	0

WORLD BASEBALL CLASSIC BATTING

YEAR	TEAM	G	AB	R	H	2B	3B	HR	RBI	S	SF	HBP	BB	SO	SB	CS	AVG	OBP	SLG
2023	PUERTO RICO	2	5	1	1	0	0	0	0	0	0	0	1	1	0	0	.200	.333	.200
WBC TOTALS		2	5	1	1	0	0	0	0	0	0	0	1	1	0	0	.200	.333	.200

CAREER TRANSACTIONS

2011: Selected by the Chicago Cubs in 5th round of Draft (Edwards Guzman)...**2023:** Acquired by Kansas City from Chicago Cubs for RHP **Jose Cuas**, July 31.

ANTHONY VENEZIANO



ANTHONY VENEZIANO (vuh-NEE-zee-ah-no)			#69 LHP
B/T	HT/WT	BORN (OPENING DAY AGE)	SERVICE TIME
L/L	6-6/210	Sept. 1, 1997 (26) in Hackettstown, N.J.	13 days
ACQUIRED		SIGNING SCOUT	OPTION YEARS USED
10th Round, 2019 Draft		Joe Barbera (Royals)	0/3

ROYAL RUNDOWN			
+ MLB debut on 9/26/23 at DET	+ 2021 MiLB Postseason All-Star (LHP)		
+ 2023 MiLB.com Organization All-Star (LHP)	+ 2021 MiLB High-A Central Pitcher of the Year		

YEAR	TEAM	W	L	ERA	G	SV	IP	H	R	ER	HR	BB	SO	BB/9	SO/9	AVG
2023	KC	0	0	0.00	2	0	2.1	2	2	0	0	2	1	7.7	3.9	.200

CAREER HIGHLIGHTS

- + **Anthony Veneziano** ranked among Kansas City's minor league leaders in **2023** in wins (10, T-2nd), ERA (3.55, 4th) and strikeouts (127, 5th) and made his Major League debut on Sept. 26.
- + He recorded 129 strikeouts in **2022**, finishing 3rd among Royals farmhands behind **Alec Marsh** (156) and **Adrian Alcantara** (130).
- + Spent the **2021** the season with Quad Cities and led all Royals farmhands with 127 strikeouts in 93.2 innings (12.2 K/9)...his total tied for the most among High-A Central pitchers, and on Oct. 7, Minor League Baseball named him the High-A Central Pitcher of the Year and a postseason All-Star as the left-handed pitcher.
- + He finished 6-4 with a 3.75 ERA (39 ER in 93.2 IP), and a .222 opponents' average (76-for-342).
- + Made his professional debut with rookie-level Idaho Falls in **2019**, making 13 appearances (11 starts)...pitched 4.0 scoreless, no-hit innings of relief to earn the win in Game 2 of the Pioneer League Championship Series.

2023 HIGHLIGHTS

- + Veneziano made his Major League debut on Sept. 26, **2023** at Detroit, pitching the 6th inning and allowing 2 unearned runs.
- + Made his 2nd and final appearance of the year 2 games later, working 1.1 scoreless innings against the Tigers while recording his 1st career strikeout to **Parker Meadows**.
- + Split the majority of the year between Double-A Northwest Arkansas (8 starts) and Triple-A Omaha (18 G/17 GS), going a combined 10-5 with a 3.55 ERA (52 ER in 132.0 IP) with 127 strikeouts to 48 walks.
- + Was named an MiLB.com Organization All-Star.

MISCELLANEOUS NOTES

- + Veneziano resides in Hackettstown, N.J.
- + He graduated from Warren Hills HS (N.J.) in **2016**, where he had a 0.74 ERA and 64 strikeouts in 47.1 innings as a senior...threw 9.0 no-hit innings with 16 strikeouts in a game that year, but got a no-decision in his school's 1-0 loss in 11 innings.
- + Had a 4.29 ERA in 4 starts (14.2 IP) with the Cotuit Kettleers of the Cape Cod League in **2018**.
- + As a junior at Coastal Carolina University in **2019**, he went 5-3 with 85 strikeouts in 78.0 innings (9.8 K/9) over 21 appearances.

CAREER PITCHING

YEAR	TEAM	W-L	ERA	G	GS	SV	IP	H	R	ER	HR	HB	BB	SO	BB/9	SO/9	AVG
2019	Idaho Falls (R)	3-4	5.59	13	11	1	46.2	65	35	29	6	3	13	44	2.5	8.5	.323
2020		Did not play (no minor league season)															
2021	Quad Cities (A+)	6-4	3.75	22	22	0	93.2	76	46	39	11	10	37	127	3.6	12.2	.222
2022	NW Arkansas (AA)	6-9	5.72	26	25	0	122.2	133	90	78	24	8	66	129	4.8	9.5	.273
2023	NW Arkansas (AA)	5-1	2.13	8	8	0	42.1	37	10	10	5	5	5	48	1.1	10.2	.236
	Omaha (AAA)	5-4	4.22	18	17	0	89.2	83	44	42	9	2	43	79	4.3	7.9	.249
KANSAS CITY		0-0	0.00	2	0	0	2.1	2	2	0	0	0	2	1	7.7	3.9	.200
MINOR LEAGUE TOTALS		25-22	4.51	87	83	1	395.0	394	225	198	55	28	164	427	3.7	9.7	.259
MAJOR LEAGUE TOTALS		0-0	0.00	2	0	0	2.1	2	2	0	0	0	2	1	7.7	3.9	.200

MICHAEL WACHA



MICHAEL WACHA (WAH-kuh)			#52	RHP
B/T	HT/WT	BORN (OPENING DAY AGE)	SERVICE TIME	
R/R	6-5/215	July 1, 1991 (32) in Iowa City, Ia.	10 years, 62 days	
ACQUIRED		CONTRACT STATUS		OPTION YEARS USED
Signed as FA, 12/18/23		Signed through 2024; player option for 2025		1/3

ROYAL RUNDOWN

- + 11-year Major League veteran
- + 2013 NLCS Most Valuable Player
- + 2015 NL All-Star with St. Louis
- + First MLB win: 6/11/13 at NYM w/ STL
- + .806 W% leads MLB since 2022 (min. 20 dec.)
- + MLB Debut: 5/30/13 vs. KC w/ STL
- + First MLB K: Alex Gordon (1st batter faced)
- + Born in Iowa City, Iowa

YEAR	TEAM	W	L	ERA	G	GS	IP	H	R	ER	HR	BB	SO	BB/9	SO/9	AVG
2023	SD	14	4	3.22	24	24	134.1	113	49	48	15	43	124	2.9	8.3	.224
CAREER (11 YRS)		88	54	3.96	249	228	1288.0	1251	607	567	162	413	1145	2.9	8.0	.254

CAREER HIGHLIGHTS

- + **Michael Wacha** brings his 11 years of MLB experience to the Royals in **2024**, joining the team he made his Major League debut against on May 30, 2013.
- + Wacha has pitched in parts of 11 seasons for the Cardinals (**2013-19**), Mets (**2020**), Rays (**2021**), Red Sox (**2022**) and Padres (**2023**), combining to go 88-54 with a 3.96 ERA (567 ER in 1288.0 IP) and a 1.29 WHIP.
- + Of his 249 regular season appearances, 228 have been starts, in which he is 86-54 with a 3.85 ERA (529 ER in 1237.2 IP).
- + Has eclipsed the 20-start threshold in seven seasons (2015-17, '19, '21-23), tied for 7th-most such seasons since **2015**, behind a six-way tie with eight 20-start seasons: **Gerrit Cole**, **Kyle Gibson**, **Sonny Gray**, **Zack Greinke**, **Clayton Kershaw** and **Max Scherzer**.

+ He and **Chris Stratton** will become the 105th and 106th players to play in at least 1 game for both the Royals and St. Louis Cardinals in their career.

+ Since the start of **2022**, his .806 winning percentage (25-6) leads the Majors (min. 20 decisions), ahead of **Tony Gonsolin** (.800, 24-6) and **Brandon Woodruff** (.783, 18-5)...his 25 wins over the last two seasons are tied for 11th in the Majors.

2023 HIGHLIGHTS

- + Wacha eclipsed the 10-year threshold for service time in July **2023**, as announced by the MLB Players Association, alongside RHP **Sonny Gray** and OF **Christian Yelich**...in total, there were 30 players to reach the 10-year milestone last season.
- + Wacha went 14-4 with a 3.22 ERA (48 ER in 134.1 IP) across 24 starts in his lone season with San Diego...his ERA fell 2 points shy of his full-season career-best mark of 3.20, done in 2014 and 2018 with St. Louis.
- + Reached the 20-plus start plateau (24) for the seventh time in his career and amassed double-digit wins (14) for the fourth time in his career.
- + The Padres went 16-8 in games that he started, and his .774 winning percentage (14-4) ranked 4th in the Majors and 2nd in the NL (min. 15 decisions), behind only Atlanta's **Spencer Strider** (.800, 20-5).
- + Earned his first career Pitcher of the Month Award for May after going 3-0 with a 0.84 ERA (3 ER in 32.0 IP), allowing just 16 hits with 7 walks and 26 strikeouts while holding opposing batters to a .147 average... during the month of May, he led the Majors in ERA, WHIP (0.72), AVG against and opposing OPS (.405).

CAREER HIGHS

STRIKEOUTS	INNINGS
11, 5/15/23 vs. KC	9.0 (2x), last 6/6/22 at LAA

STREAKS

SCORELESS	HOMERLESS
23.2 IP 8/22/13 - 9/14/13	36.1 IP 4/17/15 - 5/14/15

MLB WINNING % LEADERS SINCE 2022*

PITCHER (TEAM)	W% (W-L)
1. Michael Wacha (KC)	.806 (25-6)
2. Tony Gonsolin (LAD)	.800 (24-6)
3. Brandon Woodruff (MIL)	.783 (18-5)

*min. 20 decisions

2023 HIGHLIGHTS (CONT.)

- + He struck out a career-high 11 batters vs. Kansas City on May 15, a game in which he took a no-hitter into the 8th inning before surrendering a leadoff single to **Michael Massey**.
- + Had a pair of starts skipped in June before being placed on the 15-day IL with right shoulder inflammation on July 4, returning Aug. 15.
- + Wacha's 8 scoreless starts of at least 5.0 innings were tied for the 3rd most in the Majors, trailing only NL **Cy Young** winner and teammate **Blake Snell** (13), Toronto's duo of **Chris Bassitt** (9) and **Kevin Gausman** (9), and Seattle's **Luis Castillo** (9).

CAREER HIGHLIGHTS (CONT.)

- + Went 11-2 with a 3.32 ERA (47 ER in 127.1 IP) in his first season with the Red Sox in **2022**, his 10th in MLB...posted a 1.12 WHIP, the 2nd-best of his career behind his rookie season in 2013 (1.10 with STL).
- + Spent the **2021** season with Tampa Bay after signing as a free agent in December **2020**...over 29 appearances (23 starts), he went 3-5 with a 5.05 ERA (70 ER in 124.2 IP).
- + Limited to 8 appearances (7 starts) with the Mets in **2020** due to a stint on the Injured List (right shoulder strain).
- + Made 29 appearances (24 starts) in his final season with the Cardinals in **2019**, going 6-7 with a 4.76 ERA (67 ER in 126.2 IP) and 104 strikeouts.
- + Went 8-2 with St. Louis in **2018**, posting a 3.20 ERA (30 ER in 84.1 IP) before suffering a left oblique strain on June 20, ending his season...at the time of his injury, he was tied for 2nd in the National League in wins and 10th in ERA.

MICHAEL WACHA (CONT.)

CAREER HIGHLIGHTS (CONT.)

- + After losing his **2018** season debut, won 8 consecutive decisions across 12 starts from April 7-June 9, the longest winning streak of his career.
- + Made a career-high-tying 30 starts for the Cardinals in **2017** and recorded a career-high 158 strikeouts.
- + Reached 500 career strikeouts in his 106th game on July 1, **2017**, tying **Steve Carlton** as the 2nd-fastest Cardinals pitcher to reach the milestone behind **Lance Lynn** (101 career games).
- + Two starts after reaching 500 career strikeouts, he pitched a 9-inning shutout on July 18, **2017** at the Mets, the 1st shutout of his career.
- + Went 7-7 in 27 games for St. Louis (24 starts) in **2016**, finishing the season on a 5-game winning streak on the heels of a career-long 7 consecutive losing decisions.
- + Was a **2015** All-Star for the Cardinals, his lone selection...his 17 wins at the end of the year marked a career high and ranked 5th in the National League.
- + Went 7-0 with a 1.87 ERA (12 ER in 57.2 IP) in his first 9 starts of **2015** and the Cardinals went 9-0 in them.
- + In **2014**, Wachu made the Cardinals Opening Day roster for the first time and started the 2nd game of the season...he was, however, limited to 19 starts due to a stint on the 60-day IL for a right shoulder stress reaction.
- + Reached the Majors in his second professional season, debuting on May 30, **2013** vs. Kansas City, less than a year after being drafted on June 14, **2012**.

- + Struck out the first batter he faced as a big leaguer, (**Alex Gordon**) and spun 7.0 1-run innings in his debut, exiting with a 2-1 lead, but did not factor into the decision as the Royals scored 3 runs in the 9th en route to a 4-2 Cardinals loss...the game included 5 hours, 32 minutes of rain delays and ended at 3:14 a.m. in St. Louis.

MISCELLANEOUS NOTES

- + **Michael Joseph Wachu** resides in Jupiter, Fla., with his wife, Sarah, and their daughter, Marcia, who was born on Oct. 21, **2022**.
- + Michael is the son of Tom and Karen Wachu, and he is their second child...his sister, Brette, was named after **Brett Favre** (Michael's parents are huge Iowa and Green Bay Packers fans)...Brette played basketball at Southern Arkansas University (2016-19).
- + His younger brother, Lucas, played football at the University of Wyoming (2012-15), signed with the Dallas Cowboys as a non-drafted free agent in 2017 and later played for Hamilton in the Canadian Football League (2018) and Tampa Bay in the NFL (2019).
- + His uncle, **Dusty Rogers**, pitched five seasons in the Reds system from 1984-88.
- + Michael graduated from Pleasant Grove (Texas) HS in **2009**...was a two-time All-State selection.
- + Attended Texas A&M University from **2010-12**, went 27-7 with a 2.40 ERA, including a win in his sophomore season at No. 6 Florida State in the Tallahassee Super Regional to send the Aggies to the College World Series.
- + Went 1-0 with a 0.79 ERA (1 ER in 11.1 IP) as a member of the USA Baseball Collegiate National Team in **2011**.

POSTSEASON HIGHLIGHTS

- + Made 8 career postseason appearances (6 starts), during his time with the Cardinals (**2013-15**) and Tampa Bay (**2021**), going 4-3 with a 5.21 ERA (22 ER in 38.0 IP) and 42 strikeouts.
- + Struck out 33 batters as a rookie during the **2013** postseason for St. Louis, a Major League postseason record.
- + Named MVP of the **2013** NLCS with St. Louis and is one of four rookies to win MVP honors in a League Championship Series, along with Tampa Bay's **Randy Arozarena** in 2020, Florida's **Liván Hernández** in 1997 and Baltimore's **Mike Boddicker** in 1983.
- + Most recently appeared in Game 2 of the **2021** American League Division Series with the Rays, covering 2.2 innings of relief vs. the Red Sox.
- + Started Game 3 of the **2015** NLDS for the Cardinals at Wrigley Field, but allowed 4 runs on 6 hits (3 home runs) over 4.1 innings.
- + Made his postseason relief debut in Game 5 of the **2014** NLCS at AT&T Park vs. the Giants...was on the NLDS roster, but did not pitch.
- + Went 4-1 with a 2.64 ERA (9 ER in 30.2 IP) and 33 strikeouts in 5 starts during the **2013** postseason, as the Cardinals won the National League pennant.
- + In **2013**, he became the third rookie pitcher with at least 4 wins in a single postseason, joining Anaheim's **Francisco Rodríguez** (5 in 2002) and Florida's **Liván Hernández** (4 in 1997).
- + His 30.2 innings in the **2013** postseason were the most by a rookie since **Fernando Valenzuela** (40.2) in 1981.
- + His scoreless streak ended at 18.2 innings during Game 2 of the **2013** World Series...it remains the longest postseason scoreless streak by a rookie in Major League history.
- + Spun 13.2 scoreless innings across Games 2 and 6 of the **2013** NLCS vs. the Dodgers, scattering 7 hits with 13 strikeouts while opposing Dodgers ace **Clayton Kershaw** in both starts.
- + Made his Postseason debut in Game 4 of the **2013** NLDS at Pittsburgh and did not allow a hit until **Pedro Álvarez** homered with 1 out in the 8th inning...he earned the win as the Cardinals triumphed, 2-1, at PNC Park.

MINOR LEAGUE NOTES

- + Is 5-4 lifetime in the minors with a 2.51 ERA (35 ER in 125.2 IP) and 137 strikeouts, appearing in just 33 games (24 starts).
- + Made a rehab start on August 4, **2022** with Triple-A Worcester vs. Durham, and tossed the first 4.2 IP (1 BB, 8 K) of the WooSox's combined no-hitter, the 1st no-hitter in franchise history.
- + Began his career in **2012** with the GCL Cardinals and ascended to Double-A Springfield by season's end, helping them win the Texas League championship...went 0-0 with a 0.86 ERA (2 ER in 21.0 IP) and 40 strikeouts in 11 appearances (2 starts) in his pro debut.

MICHAEL WACHA (CONT.)

CAREER PITCHING																	
YEAR	TEAM	W-L	ERA	G	GS	SV	IP	H	R	ER	HR	HB	BB	SO	BB/9	SO/9	AVG
2012	GCL Cardinals (R)	0-0	1.80	3	2	0	5.0	4	1	1	1	0	0	7	0.0	12.6	.222
	Palm Beach (A+)	0-0	0.00	4	0	0	8.0	1	0	0	0	0	1	16	1.1	18.0	.040
	Springfield (AA)	0-0	1.13	4	0	0	8.0	3	1	1	0	0	3	17	3.4	19.1	.111
2013	Memphis (AAA)	5-3	2.65	15	15	0	85.0	65	26	25	9	0	19	73	2.0	7.7	.210
	ST. LOUIS	4-1	2.78	15	9	0	64.2	52	20	20	5	0	19	65	2.6	9.1	.219
2014	Springfield (AA)^	0-0	0.00	1	1	0	2.0	1	0	0	0	0	1	1	4.5	4.5	.143
	ST. LOUIS	5-6	3.20	19	19	0	107.0	95	41	38	6	5	33	94	2.8	7.9	.234
2015	ST. LOUIS	17-7	3.38	30	30	0	181.1	162	74	68	19	6	58	153	2.9	7.6	.236
2016	ST. LOUIS	7-7	5.09	27	24	0	138.0	159	86	78	15	1	45	114	2.9	7.4	.289
2017	ST. LOUIS	12-9	4.13	30	30	0	165.2	170	82	76	17	3	55	158	3.0	8.6	.267
2018	Palm Beach (A+)^	0-0	6.23	2	2	0	4.1	2	3	3	0	0	2	5	4.2	10.4	.133
	Springfield (AA)^	0-1	11.57	1	1	0	2.1	6	5	3	1	0	1	3	3.9	11.6	.429
	ST. LOUIS	8-2	3.20	15	15	0	84.1	68	36	30	9	2	36	71	3.8	7.6	.221
2019	ST. LOUIS	6-7	4.76	29	24	0	126.2	143	71	67	26	3	55	104	3.9	7.4	.290
2020	NY METS	1-4	6.62	8	7	0	34.0	46	26	25	9	2	7	37	1.9	9.8	.313
2021	TAMPA BAY	3-5	5.05	29	23	0	124.2	132	73	70	23	4	31	121	2.2	8.7	.270
2022	Portland (AA)^	0-0	4.15	1	1	0	4.1	4	2	2	0	0	2	5	4.2	10.4	.250
	Worcester (AAA)^	0-0	0.00	1	1	0	4.2	0	0	0	0	0	1	8	1.9	15.4	.000
	BOSTON	11-2	3.32	23	23	0	127.1	111	49	47	18	4	31	104	2.2	7.4	.233
2023	El Paso (AAA)^	0-0	0.00	1	1	0	2.0	2	0	0	0	0	3	2	13.5	9.0	.250
	SAN DIEGO	14-4	3.22	24	24	0	134.1	113	49	48	15	3	43	124	2.9	8.3	.224
MINOR LEAGUE TOTALS		5-4	2.51	33	24	0	125.2	88	38	35	11	0	33	137	2.4	9.8	.194
MAJOR LEAGUE TOTALS		88-54	3.96	249	228	0	1288.0	1251	607	567	162	33	413	1145	2.9	8.0	.254

^Minor league injury rehab

CAREER BATTING											CAREER FIELDING						
AB	H	2B	3B	HR	RBI	SH	AVG	OBP	SLG	PCT	G	TC	PO	A	E	DP	
251	23	2	0	0	16	29	.092	.123	.100	.972	249	246	100	139	7	10	

POSTSEASON PITCHING																		
YEAR	SERIES	TEAM/OPP	W-L	ERA	G	GS	SV	IP	H	R	ER	HR	HB	BB	SO	BB/9	SO/9	AVG
2013	NLDS	STL vs. PIT	1-0	1.23	1	1	0	7.1	1	1	1	1	0	2	9	2.5	11.0	.043
	NLCS	STL vs. LAD	2-0	0.00	2	2	0	13.2	7	0	0	0	0	2	13	1.3	8.6	.149
	WS	STL vs. BOS	1-1	7.45	2	2	0	9.2	8	8	8	2	1	8	11	7.4	10.2	.222
2014	NLCS	STL vs. SFG	0-1	81.00	1	0	0	0.1	2	3	3	1	0	1	4	27.0	0.0	.667
	NLDS	STL vs. CHC	0-1	8.31	1	1	0	4.1	6	4	4	3	0	3	5	6.2	10.4	.333
2021	ALDS	TB vs. BOS	0-0	20.25	1	0	0	2.2	9	6	6	1	0	0	4	0.0	13.5	.563
POSTSEASON TOTALS			4-3	5.21	8	6	0	38.0	33	22	22	8	1	16	42	3.8	9.9	.231

CAREER TRANSACTIONS

2012: Selected by St. Louis in 1st Round (19th overall) of Draft...**2014:** Placed on 15-day IL, right shoulder stress reaction, June 23-Sept. 4...transferred to 60-day IL, July 30...**2018:** Placed on 10-day IL, left oblique strain, June 21-Nov. 1...transferred to 60-day IL, Sept. 10...**2019:** Placed on 10-day IL, left knee patellar tendinitis, April 22-29...signed by the Mets as a Major League free agent, Dec. 13...**2020:** Placed on 10-day IL, right shoulder inflammation, Aug. 9-27...signed by Tampa Bay as a Major League free agent, Dec. 18...**2021:** Placed on 10-day IL, right hamstring tightness, May 4-23...signed by Boston as a Major League free agent, Nov. 27...**2022:** Placed on 15-day IL, left intercostal irritation, May 8-20...placed on 15-day IL, right shoulder inflammation, July 8-Aug. 14...**2023:** Signed by San Diego as a Major League free agent, Feb. 16...placed on 15-day IL, right shoulder inflammation, July 4-Aug. 15...signed by Kansas City as a Major League free agent, Dec. 18.

DREW WATERS



DREW WATERS

#6 | OF

B/T	HT/WT	BORN (OPENING DAY AGE)	SERVICE TIME
S/R	6-2/200	Dec. 30, 1998 (25) in Atlanta, Ga.	1 year, 45 days
ACQUIRED	SIGNING SCOUT	OPTION YEARS USED	
Trade with ATL, 7/11/22	Dustin Evans (Braves)	1/3	

ROYAL RUNDOWN

- + 2021 SiriusXM Futures All-Star Game selection
- + 2019 Southern League mid/postseason All-Star
- + 2019 Southern League batting champion
- + 2018-19 MiLB.com Organization All-Star (ATL)
- + 2019 Southern League Most Valuable Player
- + 2018 SAL mid/postseason All-Star

YEAR	TEAM	G	AB	R	H	2B	3B	HR	RBI	BB	SO	SB	CS	AVG	OBP	SLG
2023	KC	98	302	40	69	11	5	8	32	27	107	16	5	.228	.300	.377
CAREER (2 YRS)		130	398	54	92	17	6	13	50	39	147	16	5	.231	.306	.402

CAREER HIGHLIGHTS

- + **Drew Waters** made his Major League debut with Kansas City on **Aug. 22, 2022** at the White Sox, after being acquired from Atlanta on July 11...he went 0-for-3 but had the go-ahead, bases-loaded walk in the 8th inning, making him the second player in AL history to have a go-ahead, bases-loaded walk in the 8th inning or later of his Majors debut.
- + He led the Royals with 5 home runs in September/October **2022** and matched **MJ Melendez** for the team lead with 11 extra-base hits.
- + On Oct. 3, **2022** in Cleveland, Waters hit a go-ahead, 3-run home run in the 10th inning to become the ninth rookie (10th occurrence) in Royals history to hit a go-ahead homer in extra innings.
- + He had a banner year in **2019** in Atlanta's organization, earning Southern League Most Valuable Player honors and was named a Southern League midseason and postseason All-Star.

2023 HIGHLIGHTS

- + Waters opened the year on the Injured List with a left oblique strain and was returned from his rehab assignment and reinstated on May 26...he played in 98 games and appeared at all three outfield positions, including 50 games (44 starts) in center field, 47 games (39 starts) in right field and 4 games in left field.
- + On July 16, he hit a solo homer off Tampa Bay's **Yonny Chirinos** that traveled 465 ft., per *Statcast*, matching **Jorge Soler** on Aug. 3, 2019 at Minnesota for the 3rd-longest HR by a Royal in the *Statcast* Era (since 2015), behind **Brandon Moss'** 474-ft. HR on July 1, 2017 vs. Minnesota and **Kendrys Morales'** 469-ft. HR on Aug. 25, 2015 vs. Baltimore.
- + Also on July 16, Waters and **Bobby Witt Jr.** became the first set of teammates in Royals history to each record a triple and a home run in the same game, and the first set of Major League teammates to turn the trick since Cleveland's **Andrés Giménez** and **José Ramírez** on April 12, 2022.
- + Ranked tied for 8th in the American League with 5 triples, trailing teammate **Bobby Witt Jr.**, who led the Majors with 11.
- + His 6 assists as a right fielder ranked tied for 8th most in the American League, trailing leaders **Teoscar Hernández** and **Alex Verdugo** (12 each)...among players who recorded at least 6 assists from right field, his 47 games played in that position were the fewest, with the next-closest being **Ramón Laureano**, who tallied 7 assists over 83 games in right field.

CAREER HIGHS

HITS	RUNS
3 (2x), last 8/8/23 at BOS	3, 7/2/23 vs. LAD
DOUBLES	RBI
2, 9/18/23 vs. CLE	4, 10/3/22 at CLE
TRIPLES	STOLEN BASES
1 (6x), last 8/23/23 at OAK	2, 9/20/23 vs. CLE
HOME RUNS	WALKS
1 (13x), last 8/26/23 at SEA	2 (4x), last 8/23/23 at OAK

STREAKS

HITTING	ON BASE
5 6/28/23 - 7/2/23	10 9/18/22 - 10/3/22

LONGEST ROYALS HOME RUNS (SINCE 2015)

PLAYER	DATE/OPP	DISTANCE (FT.)
1. Brandon Moss	7/1/17 vs. MIN	474
2. Kendrys Morales	8/25/15 vs. BAL	469
T3. Drew Waters	7/16/23 vs. TB	465
T3. Jorge Soler	8/3/19 at MIN	465

2023 HIGHLIGHTS (CONT.)

- + Ranked tied for 3rd among qualified Major League center fielders with a 92.8 mph arm strength, behind Colorado's **Brenton Doyle** (96.1 mph) and Washington's **Victor Robles** (93.1)...according to *Statcast*, arm strength averages the top 10% of throws for an outfielder (min. 100 throws to qualify).
- + Batted .290 (42-for-145) with 16 extra-base hits (.483 SLG) in 47 games at Kauffman Stadium, which was the 3rd-best home batting average by a Royal (min. 140 AB), and it was significantly better than his .172 clip (27-for-157) in his 51 games on the road.
- + After hitting .167 (10-for-60) in his 1st 21 games, he slashed .244/.314/.413 (59-for-242) in his final 77 games since June 22, with 22 XBH.
- + Hit safely in a career-high 5 consecutive games from June 28-July 2, batting .471 (8-for-17) with 6 runs scored, 3 doubles and 3 RBI during that span.
- + Connected for his 2nd HR of the season on June 22 at Tampa Bay with a 386-ft. solo shot in the 7th inning which broke a 2-2 tie...with the Royals down 5-3 in the 8th, he lined a game-tying, 2-run single to right field to mark a season-best 3 RBI on the night, after recording just 4 RBI in his 1st 21 games.

DREW WATERS (CONT.)

MINOR LEAGUE HIGHLIGHTS

- + Waters recorded a career-best 28 steals for Triple-A Gwinnett in **2021** and was selected to the SiriusXM All-Star Futures Game.
- + He was a non-roster invitee to Major League Spring Training with Atlanta in **2020** and played in a team-high 17 games, before spending the rest of the year at the club's Alternate Training Site.
- + In **2019**, Waters was named a Southern League midseason and postseason All-Star.
- + He was named Southern League Most Valuable Player in **2019**...at 20 years old, Waters was the youngest player to win the award since **Delmon Young** did to in 2005 as a 19 year old for Montgomery.
- + Waters won the Southern League batting title in **2019** after batting .319 (134-for-420), a Mississippi single-season franchise record, besting the previous mark of .315 set by **Ozzie Albies** in 2016.
- + He had a 30-game on-base streak from May 23-June 26, **2019**, the 3rd-longest such streak in the history of the Mississippi Braves.

MINOR LEAGUE HIGHLIGHTS (CONT.)

- + Waters led Braves farmhands in **2019** in hits (163), doubles (40), triples (9, tied) and total bases (242), and paced the Southern League in hits (134), doubles (35), triples (9) and extra-base hits (49).
- + Following the **2019** season, he was selected to USA Baseball's Premier12 roster, making the first opportunity for Team USA to qualify for the Tokyo 2020 Olympic Games.
- + In **2018**, Waters was named a South Atlantic league midseason and postseason All-Star and ranked tied for 4th in the league with 32 doubles.
- + He was named Rome's Player of the Year in **2018**.

MISCELLANEOUS NOTES

- + Waters lives in Marietta, Ga.
- + Waters in **2019** was selected to USA Baseball's Premier12 roster.
- + Named the **2017** Gatorade State Player of the Year in Georgia, after batting .510 (53-for-104) with 15 HR as a senior at Etowah HS (Ga.)...he led the Eagles to the first Class 7A state title in school history.

CAREER BATTING

YEAR	TEAM	G	AB	R	H	2B	3B	HR	RBI	SF	HB	BB	SO	SB	CS	AVG	OBP	SLG	OPS
2017	GCL Braves (R)	14	49	13	17	3	1	2	10	0	2	7	11	2	1	.347	.448	.571	1.019
	Danville (R)	36	149	20	38	11	1	2	14	0	1	16	59	4	2	.255	.331	.383	.714
2018	Rome (A)	84	337	58	102	32	6	9	36	1	6	21	72	20	5	.303	.353	.513	.866
	Florida (A+)	30	123	14	33	7	3	0	3	1	1	8	33	3	0	.268	.316	.374	.690
2019	Mississippi (AA)	108	420	63	134	35	9	5	41	2	4	28	121	13	6	.319	.366	.481	.847
	Gwinnett (AAA)	26	107	17	29	5	0	2	11	1	0	11	43	3	0	.271	.336	.374	.710
2020	Did not play (no minor league season)																		
2021	Gwinnett (AAA)	103	404	70	97	22	1	11	37	1	7	47	142	28	9	.240	.329	.381	.710
2022	Rome (A+)*	3	11	5	4	1	0	1	2	0	0	1	3	0	0	.364	.417	.727	1.144
	Gwinnett (AAA)	49	191	26	47	7	3	5	16	2	1	16	57	5	1	.246	.305	.393	.698
	Omaha (AAA)	31	122	29	36	5	2	7	17	0	1	20	41	13	0	.295	.399	.541	.940
	KANSAS CITY	32	96	14	23	6	1	5	18	0	0	12	40	0	0	.240	.324	.479	.803
2023	Omaha (AAA)*	13	52	12	17	6	2	2	6	0	0	6	13	2	0	.327	.397	.635	1.032
	KANSAS CITY	98	302	40	69	11	5	8	32	3	5	27	107	16	5	.228	.300	.377	.677
MINOR LEAGUE TOTALS		497	1965	327	554	134	28	46	193	8	23	181	595	93	24	.282	.348	.449	.797
MAJOR LEAGUE TOTALS		130	398	54	92	17	6	13	50	3	5	39	147	16	5	.231	.306	.402	.708

*Minor league injury rehab

CAREER FIELDING

YEAR	POSITION	PCT	G	GS	INN	TC	PO	A	E	DP
2022	LEFT FIELD	1.000	4	2	25.0	8	8	0	0	0
	CENTER FIELD	1.000	12	10	89.0	23	22	1	0	0
	RIGHT FIELD	1.000	17	16	139.0	34	33	1	0	0
2023	LEFT FIELD	1.000	4	0	6.0	1	1	0	0	0
	CENTER FIELD	.967	50	44	380.0	120	115	1	4	1
	RIGHT FIELD	.989	47	39	335.2	91	84	6	1	0
CAREER TOTALS (LF)		1.000	8	2	31.0	9	9	0	0	0
CAREER TOTALS (CF)		.972	62	54	469.0	143	137	2	4	1
CAREER TOTALS (RF)		.992	64	55	474.2	125	117	7	1	0

CAREER TRANSACTIONS

2017: Selected by Atlanta in the 2nd round of the Draft (Dustin Evans)...**2022**: Acquired by Kansas City with IF **CJ Alexander** and RHP **Andrew Hoffmann** from Atlanta for Competitive Balance pick (No. 35) in 2022 Draft, July 11...**2023**: Placed on the 10-day IL, left oblique strain, March 27-May 26...placed on Bereavement List, Aug. 10-13.

HOME RUNS FROM BOTH SIDES OF THE PLATE, REGULAR SEASON (8)

Player	Date	Opponent	Pitchers
Willie Wilson	June 15, 1979	at Milwaukee	Mike Caldwell & Bill Castro*
U.L. Washington	Sept. 21, 1979	at Oakland	Rick Langford & Craig Minetto
Chili Davis	June 7, 1997	vs. Texas	Darren Oliver & Matt Whiteside
Carlos Beltrán	June 29, 2000	vs. Cleveland	Bartolo Colón & Andrew Lorraine
	Sept. 6, 2002	vs. Seattle	Freddy García & John Halama
Wilson Betemit	June 10, 2010	at Minnesota	Scott Baker & Brian Duensing
Ben Zobrist	Aug. 1, 2015	at Toronto	Mark Buehrle & Mark Lowe
Kendrys Morales	July 2, 2016	at Philadelphia	Aaron Nola & Adam Morgan

*Inside-the-park HR

BOBBY WITT JR.



BOBBY WITT JR.			#7 IF
B/T	HT/WT	BORN (OPENING DAY AGE)	SERVICE TIME
R/R	6-1/205	June 14, 2000 (23) in Bedford, Texas	2 years
ACQUIRED	SIGNING SCOUT	CONTRACT STATUS	
1st round (2nd), 2019 Draft	Chad Lee (Royals)	Signed through 2030, player options for 2031-33	

ROYAL RUNDOWN			
+ 2022-23 Royals Les Milgram Player of Year	+ 4-time Royals Player of the Month		
+ 2022-23 MLBPA Heart & Hustle nominee	+ 1st in MLB w/ 11 triples, 4th w/ 49 SB in 2023		
+ First 30 HR/30 SB Royals player in 2023	+ Finished 7th in AL MVP voting in 2023		

YEAR	TEAM	G	AB	R	H	2B	3B	HR	RBI	BB	SO	SB	CS	AVG	OBP	SLG
2023	KC	158	641	97	177	28	11	30	96	40	121	49	15	.276	.319	.495
CAREER (2 YRS)		308	1232	179	327	59	17	50	176	70	256	79	22	.265	.307	.463

CAREER HIGHLIGHTS

+ **Bobby Witt Jr.** signed a 14-year contract with 11 years guaranteed on Feb. 5, **2024** to mark the biggest contract in franchise history and the 2nd-biggest pre-arbitration extension in Major League history.

+ Named the Royals **Les Milgram** Player of the Year in each of his first two seasons from **2022-23**, as voted on by the Kansas City Chapter of the BBWAA.

+ Named Kansas City's MLBPA Heart & Hustle Award nominee in each of his first two seasons.

+ Recorded 30 HR and 49 steals in **2023**, becoming the first player in Royals history with a 30/30 season.

+ Only four players in Major League history have matched his combination of 30 homers and 49 steals in **2023**: **Eric Davis** (37 HR, 50 SB) in 1987, **Barry Bonds** (33, 52) in 1990, **Mike Trout** (30, 49) in 2012 and **Ronald Acuña Jr.** (41, 73) in 2023.

+ Witt Jr. is the only player in Major League history to record at least 20 HR and 30 steals in each of his first two seasons...also the only player with at least 50 extra-base hits and 30 steals in each of his first two seasons.

+ He's the only player in Major League history with at least 50 HR and 70 steals over his first two seasons.

+ His 79 career stolen bases are the most by any player through his first two seasons since **Ichiro Suzuki** had 87 steals from 2001-02.

+ His 17 career triples are the most by a Royal in his first two seasons and are the most in any player's first two seasons since **Eddie Rosario** (17) from 2015-16.

+ His 11 career games with 1 HR and 1 steal rank 2nd in the Majors since the start of 2022 behind **Ronald Acuña Jr.** (14) and are the 2nd most by any player in his first two seasons since 1900, trailing only **Barry Bonds** (12).

+ Named Royals Player of the Month four times in his first two seasons, including June **2022** and June, July and August **2023**.

2023 HIGHLIGHTS

+ Recorded 30 HR and 49 steals in **2023** en route to his second straight Royals **Les Milgram** Player of the Year Award, as voted on by the Kansas City Chapter of the BBWAA.

+ Named Kansas City's MLBPA Heart & Hustle Award nominee for the second straight season.

+ Became the first player in Royals history with a 30/30 season and the seventh in Major League history to go 30/30 in his age-23 season or younger.

CAREER HIGHS

HITS	RUNS
4 (5x), last 8/14/23 vs. SEA	3 (2x), last 8/14/23 vs. SEA
DOUBLES	RBI
3, 5/28/22 at MIN	6, 7/28/23 vs. MIN
TRIPLES	STOLEN BASES
1 (17x), last 10/1/23 vs. NYY	3, 4/12/23 at TEX
HOME RUNS	WALKS
2 (2x), last 5/26/23 vs. WAS	3 (2x), last 6/12/23 vs. CIN

STREAKS

HITTING	ON BASE
13 9/16/22 - 10/1/22	18 9/16/22 - 3/30/23

30 HR/49 SB SEASONS, MLB HISTORY

PLAYER (TEAM)	HR/SB	SEASON
Eric Davis (CIN)	37/50	1987
Barry Bonds (PIT)	33/52	1990
Mike Trout (LAA)	30/49	2012
Ronald Acuña Jr. (ATL)	41/73	2023
Bobby Witt Jr. (KC)	30/49	2023

30 HR/30 SB SEASONS, AGE 23 OR YOUNGER

PLAYER (TEAM)	HR/SB	SEASON
Bobby Bonds (SF)	32/45	1969
José Canseco (OAK)	42/40	1988
Álex Rodríguez (SEA)	42/46	1998
Mike Trout (LAA)	30/49	2012
Ronald Acuña Jr. (ATL)	41/37	2019
Julio Rodríguez (SEA)	32/37	2023
Bobby Witt Jr. (KC)	30/49	2023

10 3B/30 HR SEASONS IN AL, LAST 75 YEARS

PLAYER (TEAM)	3B/HR	SEASON
Joe DiMaggio (NYY)	10/32	1950
Mickey Mantle (NYY)	11/37	1955
Jim Rice (BOS)	15/39	1977
Jim Rice (BOS)	15/46	1978
Nomar Garciaparra (BOS)	11/30	1997
Curtis Granderson (NYY)	10/41	2011
Bobby Witt Jr. (KC)	11/30	2023

MOST GAMES WITH HR & SB IN 1ST 2 SEASONS

PLAYER (TEAM)	GAMES
1. Barry Bonds (PIT)	12
2. Bobby Witt Jr. (KC)	11

BOBBY WITT JR. (CONT.)

2023 HIGHLIGHTS (CONT.)

+ Ranked 3rd in the American League with 177 hits trailing **Marcus Semien** (185) and **Julio Rodríguez** (180), and led the Majors with 11 triples, the most by a Royal since **Carlos Beltrán** had 12 triples in 2001.

+ Paced the Royals with 177 hits, 30 home runs and 96 RBI, becoming the first to lead the team in all three categories since **Billy Butler** in 2012.

+ His 49 steals ranked 4th in the Majors behind **Ronald Acuña Jr.** (73), **Esteury Ruiz** (67) and **Corbin Carroll** (54), and were the most by a Royal since **Tom Goodwin** had 66 steals in 1996.

+ Among American League leaders, he ranked 2nd in stolen bases (49), 3rd in hits (177), tied for 3rd in total bases (317), tied for 7th in runs (97), 8th in XBH (69) and tied for 9th in average (.276).

+ His 28 home runs as a shortstop established a new club record at that position, ahead of **Jay Bell**, who hit 21 HR in 1997.

+ According to *Elias*, Witt Jr. became the first player to record a leadoff HR, walk-off HR, grand slam, inside-the-park HR and multi-HR game in a season since **Davey Lopes** did it with the Dodgers in 1979.

+ Tied for the American League lead with 25 infield hits, and he trailed only **Jon Berti** and **Xander Bogaerts** (29 each) for the most in the Majors.

+ Matched **Elly De La Cruz** for the fastest sprint speed in the Majors (min. 10 opportunities) at 30.5 ft/sec.

+ On July 28 vs. Minnesota, he hit a walk-off grand slam off **Jhoan Duran** in the 10th inning to mark his 1st career walk-off RBI, 1st career grand slam, a career-high 6 RBI, a career-high-tying 4 hits and the 7th walk-off grand slam in Royals history.

+ From July 28-29, he had a run-scoring hit in 5 straight plate appearances, becoming the first Royals player since at least 1974 with a run-scoring hit in 5 straight plate appearances, per *Sportradar*...in that 2-game span, he became the eighth Royal (9th time) to record back-to-back 4-hit games and the first since **Nori Aoki** from Sept. 15-16, 2014.

+ Had a season-long 16-game on-base streak from July 28-Aug. 15, in which he led the American League in extra-base hits (13), total bases (58), RBI (25), slugging percentage (.853) and OPS (1.339)... over that streak, he became just the second player to ever record at least 30 hits, 7 HR, 25 RBI and 6 stolen bases over any 16-game stretch, joining Hall of Famer **Larry Walker**, who did it from April 2-22, 1997, the year he won National League MVP with Colorado.

+ From Aug. 14-15, he became the second Royal to hit an inside-the-park HR and a grand slam in back-to-back games, following **Danny Tartabull** in 1987.

+ Earned Royals Player of the Month honors in three consecutive months from June through August, becoming the Royals first position player to win three straight awards within the same season since **Jorge Soler** earned the award in three straight months from July-September 2019.

2022 HIGHLIGHTS

+ Witt Jr. led all rookies in **2022** in extra-base hits (57), RBI (80), stolen bases (30) and games (150), ranked 2nd in hits (150), doubles (31), triples (6) and total bases (253) and ranked 3rd in runs (82) and HR (20).

MOST SB THROUGH 1ST 2 SEASONS SINCE 2000

PLAYER (TEAM)	SB	SEASONS
1. Ichiro Suzuki (SEA)	87	2001-02
2. Bobby Witt Jr. (KC)	79	2022-23

MOST GAMES WITH HR & SB SINCE 2022

PLAYER (TEAM)	GAMES
1. Ronald Acuña Jr. (ATL)	14
2. Bobby Witt Jr. (KC)	11

MOST SINGLE-SEASON HR AS ROYALS SS

PLAYER (YEAR)	HR
1. Bobby Witt Jr. (2023)	28
2. Jay Bell (1997)	21
3. Angel Berroa (2003)	17

MOST HR AS A SS IN 2023

PLAYER (TEAM)	HR
1. Corey Seager (TEX)	32
2. Francisco Lindor (NYM)	31
3. Bobby Witt Jr. (KC)	28

MLB TRIPLES LEADERS, 2023

PLAYER (TEAM)	3B
1. Bobby Witt Jr. (KC)	11
2. Corbin Carroll (AZ)	10
T3. Gunnar Henderson (BAL)	9
T3. Ketel Marte (AZ)	9

MLB STOLEN BASE LEADERS, 2023

PLAYER (TEAM)	SB
1. Ronald Acuña Jr. (ATL)	73
2. Esteury Ruiz (OAK)	67
3. Corbin Carroll (AZ)	54
4. Bobby Witt Jr. (KC)	49

AMERICAN LEAGUE HITS LEADERS, 2023

PLAYER (TEAM)	H
1. Marcus Semien (TEX)	185
2. Julio Rodríguez (SEA)	180
3. Bobby Witt Jr. (KC)	177

AL TOTAL BASES LEADERS, 2023

PLAYER (TEAM)	TB
1. Shohei Ohtani (LAA)	325
2. Marcus Semien (TEX)	320
T3. Bobby Witt Jr. (KC)	317
T3. Julio Rodríguez (SEA)	317

OUTS ABOVE AVERAGES LEADERS IN AMERICAN LEAGUE, 2023

PLAYER (TEAM/POS)	OOA
1. Andrés Giménez (CLE/2B)	18
2. Marcus Semien (TEX/2B)	15
T3. Maikel García (KC/3B)	14
T3. Bobby Witt Jr. (KC/SS)	14

2022 HIGHLIGHTS (CONT.)

+ He made his Major League debut on Opening Day at age 21, and was the 4th-youngest player on an Opening Day roster in **2022**, older than **Wander Franco**, **Julio Rodríguez** and **C.J. Abrams**...at 21 years, 297 days, he was the youngest player in Royals history to debut on Opening Day.

+ With his debut, Witt Jr. became the first player to appear for the Royals who was born in the 2000s.

BOBBY WITT JR. (CONT.)

2022 HIGHLIGHTS (CONT.)

+ On Opening Day, Witt Jr. recorded the go-ahead RBI double in the 8th inning off **Triston McKenzie** to break a 1-1 tie, marking his 1st hit and RBI...according to *STATS*, he became the first player in the Modern Era to have his 1st hit be a go-ahead, extra-base hit in the 8th inning or later on Opening Day.

+ Among first-year players in Royals history, he set club records in extra-base hits, RBI, stolen bases, total bases, runs and home runs.

+ He was one of two players in the Majors in **2022** to record at least 20 HR and 30 steals, along with Tampa Bay's **Randy Arozarena**...he was the fifth rookie in the Live Ball Era (since 1920) to record a 20-HR, 30-steal season, following **Mike Trout** (2012), **Devon White** (1987), **Mitchell Page** (1977) and **Tommie Agee** (1966).

+ He was the fifth player in the previous 49 years to record 20 HR and 30 steals in his age-22 season or younger, joining an exclusive list that includes **Ronald Acuña Jr.** (2019), **Mike Trout** (2012-13), **Álex Rodríguez** (1998) and **Barry Bonds** (1987).

+ Witt Jr. was the third first-year player in American League history with at least 50 extra-base hits and 30 steals in a season, following **Ichiro Suzuki** (2001) and **Mitchell Page** (1977).

+ He was the first American League player to record at least 55 extra-base hits in his first season since **José Abreu** (73) in his 2014 Rookie of the Year season.

+ Witt Jr.'s 80 RBI were the most by a first-year player since **Pete Alonso** had 120 in 2019 and were the most by an American League first-year player since **José Abreu** had 107 in 2014...Witt Jr. was the first player in the Live Ball Era (since 1920) to record at least 80 RBI and 30 steals in his first big league season.

+ His 20 home runs had an average distance of 416 ft., according to *Statcast*, which led the American League (min. 20 HR) and ranked 3rd in the Majors, trailing two players who played at Coors Field in **C.J. Cron** (426 ft.) and **Ryan McMahon** (425 ft.).

+ Witt Jr. led the Majors in sprint speed, according to *Statcast* (min. 100 opportunities), at 30.4 ft.-per-second, which was faster than **Trea Turner** (30.3 ft/sec)...Witt Jr.'s average home-to-first time of 4.13 seconds was tied for 2nd best in the Majors, trailing only **Shohei Ohtani** (4.09).

+ He ranked 4th in the American League with 30 stolen bases, trailing only **Jorge Mateo** (35), **Cedric Mullins** (34) and **Randy Arozarena** (32), and his 81.1% success rate led the American League (min. 35 attempts).

+ Witt Jr. and **Salvador Perez** were honored for their Electric Play of the Week during the first week of the season...in the second game, on April 9 vs. Cleveland, the Guardians had the bases loaded with 1 out, when Witt Jr. made a back-handed stab at third base and threw home to Perez to erase the potential tying run...the Royals won 1-0 in 10 innings.

+ On June 21 at Anaheim, Witt Jr. went 3-for-5 with 2 HR and 4 RBI, becoming the 2nd-youngest player in Royals history to record a multi-HR game...he had 10 total bases in the game—not including an intentional walk in the 11th inning—matching a single-game club record for a shortstop, previously done by **Bill Pecota** on July 14, 1989 (Game 1), **U.L. Washington** on Sept. 21, 1979 and **Fred Patek** on July 9, 1971.

+ On July 11 vs. Detroit, he became the first player since RBI became a statistic in 1920 to record at least 6 hits, 3 RBI and 3 stolen bases in a doubleheader sweep (*STATS*)...he also became the seventh Royal in the last 40 seasons to have a steal in both games of a doubleheader and the first since **Emilio Bonifacio** on Aug. 16 2013 at Detroit.

MOST GO-AHEAD RBI IN AL IN 2022

PLAYER	GA RBI
1. José Ramírez	31
2. Yordan Alvarez	28
3. Bo Bichette	26
T4. Bobby Witt Jr.	25
T4. Aaron Judge	25

AVG HR DISTANCE, 2022 (MIN. 20 HR)

PLAYER	AVG	HR
1. C.J. Cron	426 ft.	29
2. Ryan McMahon	425 ft.	20
3. Bobby Witt Jr.	416 ft.	20

AVG EXIT VELO ON HR, 2022 (MIN. 20 HR)

PLAYER	AVG	HR
1. Aaron Judge	109.0 mph	62
2. Giancarlo Stanton	108.9 mph	31
3. Shohei Ohtani	108.0 mph	34
T4. Bobby Witt Jr.	107.5 mph	20
T4. Vladimir Guerrero Jr.	107.5 mph	32
T4. Teoscar Hernández	107.5 mph	25

AVG SPRINT SPEED, 2022*

PLAYER	AVG	HP to 1B
1. Bobby Witt Jr.	30.4 ft/sec	4.13 sec
2. Trea Turner	30.3 ft/sec	4.13 sec
3. Jorge Mateo	30.1 ft/sec	4.20 sec

*min. 100 opportunities

ROYALS TO WIN BASEBALL AMERICA MINOR LEAGUE PLAYER OF THE YEAR

PLAYER	YEAR
Bobby Witt Jr.	2021
Wil Myers	2012
Alex Gordon	2006
Tom Gordon	1988

CAREER WALK OFFS (1)

DATE/OPPONENT	PLAY/PITCHER (INN.)
+ 7/28/23 vs. MIN	GS off Duran (10th)

CAREER HR HIGHLIGHTS

MULTI-HR GAMES (2)	PITCHER(S)
+ 6/21/22 at LAA (2)	Reid Detmers & Jimmy Herget
+ 5/26/23 vs. WAS (2)	Patrick Corbin & Erasmo Ramírez
WALK OFF HR (1)	PITCHER (INN.)
+ 7/28/23 vs. MIN	Jhoan Duran (10th)
GRAND SLAMS (2)	PITCHER (INN.)
+ 7/28/23 vs. MIN	Jhoan Duran (10th)
+ 8/15/23 vs. SEA	Emerson Hancock (5th)
INSIDE-THE-PARK HR (1)	PITCHER (INN.)
+ 8/14/23 vs. SEA	Logan Gilbert (5th)



BOBBY WITT JR. (CONT.)

ADDITIONAL AWARDS & ACHIEVEMENTS

- + 2021 *Baseball America* MiLB Player of the Year
- + 2021 *USA Today Sports* MiLB Player of the Year
- + 2021 Royals George Brett Hitter of the Year

- + 2021 SiriusXM All-Star Futures Game selection
- + 2021 Triple-A East postseason All-Star
- + 2021 MiLB Triple-A East Top MLB Prospect

MINOR LEAGUE HIGHLIGHTS

+ In **2021**, Witt Jr. recorded 33 home runs and 29 steals in 124 games between Double-A Northwest Arkansas and Triple-A Omaha and was named the Royals **George Brett** Hitter of the Year, *Baseball America's* Minor League Player of the Year and *USA Today Sports' Minor League Player of the Year*.

+ Witt Jr. led all minor league players with 72 extra-base hits in **2021** and ranked 2nd in runs (99) and total bases (286)...he had 35 doubles, 33 homers and 29 steals, falling just short of becoming the third minor league player since 1990 to record a 30/30/30 season...on Sept. 30, he did record a steal—which would've been his 30th—but it was nullified after the game was canceled prior to becoming official.

+ Witt Jr. was named *Baseball America's* Minor League Player of the Year in **2021**, becoming the fourth Royal to receive the honor...the Royals four Minor League Player of the Year Award winners are tied with Atlanta for the most by any club in the 41-year history of the award.

+ He was named the club's **George Brett** Hitter of the Year Award in **2021**, given to the top position player in the organization.

+ In **2021**, he was named *USA Today Sports' Minor League Player of the Year* and *The Athletic* Prospect of the Year.

+ Witt Jr. in **2021** became the first Royals minor leaguer with 20 homers and 20 steals in a season since **Alex Gordon** in 2006.

+ He was named Triple-A East Top MLB Prospect in **2021**, and was a Triple-A East postseason All-Star at shortstop...Witt Jr. was also selected to the SiriusXM All-Star Futures Game.

MINOR LEAGUE HIGHLIGHTS (CONT.)

+ Witt Jr.'s 1st HR at Triple-A was an inside-the-park HR on July 21, **2021** vs. St. Paul, the first by an Omaha player since June 2014 (**Paulo Orlando**)...he hit another inside-the-park HR on Sept. 8, becoming the first player in the Storm Chasers Era (since 2011) to hit multiple inside-the-park HR in the same season.

+ He spent the **2020** season at the Royals Alternate Training Site and participated in the club's Postseason Camp at Kauffman Stadium.

MISCELLANEOUS NOTES

+ Bobby resides in Kansas City, Mo. with his fiancé, Maggie.

+ Witt Jr. went 1-for-2 while playing in 5 games for Team USA in the **2023** World Baseball Classic.

+ His father, **Bobby Witt Sr.**, pitched in the Majors for 16 seasons from 1986-2001 with seven different teams, after being selected 3rd overall by Texas in 1985...when Witt Jr. was selected by Kansas City 2nd overall in **2019**, the Witts became the ninth father-son duo selected in the 1st round of the Draft and the first to be selected within the first 3 picks...they're the highest-drafted father-son duo in Major League history, surpassing **Tom Grieve** (6th overall in 1968) and **Ben Grube** (2nd overall in 2004).

+ Witt Jr. graduated from Colleyville Heritage HS (Texas), where he hit .500 (63-for-126) with 15 HR, 44 RBI and 16 steals in 38 games as a senior in **2019**, and was named Gatorade National High School Baseball Player of the Year.

+ He bypassed a scholarship from the University of Oklahoma when he signed with the Royals in **2019**.

CAREER TRANSACTIONS

2019: Selected by Kansas City in the 1st round (2nd) of the Draft (Chad Lee)...**2024:** Signed a 14-year contract with the Royals, including 11 years guaranteed, Feb. 5.

HEART & HUSTLE AWARD

Created by the Major League Baseball Players Alumni Association in 2005, the Heart & Hustle Award is voted on by Alumni and active Major League players and is presented annually to an active player who demonstrates a passion for the game of baseball and best embodies the values, spirit and traditions of the game.

The MLBPA formed 30 committees, comprised of Alumni players with established relationships to each team. One player from each major league team is chosen by the committees based on the passion, desire and work ethic demonstrated both on and off the field. As the season draws to a close, fans, all Alumni and active players vote to select the final winner from the 30 team winners.



ROYALS HEART & HUSTLE NOMINEES

YEAR	PLAYER	YEAR	PLAYER	YEAR	PLAYER
2005	-	2012	Jeff Francoeur	2019	Whit Merrifield
2006	Doug Mientkiewicz	2013	Alex Gordon	2020	-
2007	David DeJesus	2014	Alex Gordon	2021	Salvador Perez
2008	David DeJesus	2015	Alex Gordon	2022	Bobby Witt Jr.
2009	Mark Teahen	2016	Eric Hosmer	2023	Bobby Witt Jr.
2010	David DeJesus	2017	Eric Hosmer		
2011	Alex Gordon	2018	Salvador Perez		

BOBBY WITT JR. (CONT.)

CAREER BATTING


YEAR	TEAM	G	AB	R	H	2B	3B	HR	RBI	SF	HB	BB	SO	SB	CS	AVG	OBP	SLG	OPS
2019	AZL Royals (R)	37	164	30	43	2	5	1	27	2	1	13	35	9	1	.262	.317	.354	.671
2020																			
Did not play (no minor league season)																			
2021	NW Arkansas (AA)	61	244	44	72	11	4	16	51	4	6	25	67	14	8	.295	.369	.570	.939
	Omaha (AAA)	62	253	55	72	24	0	17	46	3	2	26	64	15	3	.285	.352	.581	.933
2022	KANSAS CITY	150	591	82	150	31	6	20	80	5	6	30	135	30	7	.254	.294	.428	.722
2023	KANSAS CITY	158	641	97	177	28	11	30	96	8	4	40	121	49	15	.276	.319	.495	.814
MINOR LEAGUE TOTALS		160	661	129	187	37	9	34	124	9	9	64	166	38	12	.283	.350	.520	.870
MAJOR LEAGUE TOTALS		308	1232	179	327	59	17	50	176	13	10	70	256	79	22	.265	.307	.463	.770

CAREER FIELDING

YEAR	POSITION	PCT	G	GS	INN	TC	PO	A	E	DP
2022	THIRD BASE	.976	55	50	444.0	125	32	90	3	7
	SHORTSTOP	.959	98	96	825.2	388	113	259	16	51
2023	SHORTSTOP	.977	149	147	1280.0	525	169	344	12	69
CAREER TOTALS (3B)		.976	55	50	444.0	125	32	90	3	7
CAREER TOTALS (SS)		.969	247	243	2105.2	913	282	603	28	120

WORLD BASEBALL CLASSIC BATTING

YEAR	TEAM	G	AB	R	H	2B	3B	HR	RBI	S	SF	HBP	BB	SO	SB	CS	AVG	OBP	SLG
2023	USA	5	2	1	1	1	0	0	1	0	0	0	1	0	0	0	.500	.667	1.000
WBC TOTALS		5	2	1	1	1	0	0	1	0	0	0	1	0	0	0	.500	.667	1.000



ROYALS YOUNGEST DEBUTS

Age (Y/D)	Player	Debut	Opponent	Final	Notes
19/359	Bret Saberhagen	April 4, 1984	vs. NY Yankees	L 3-4	ND, 4.2 IP, 3 H, 0 R, 0 K
20/6	Andres Blanco	April 17, 2004	at Minnesota	L 4-8	0-3, K
20/50	Clint Hurdle	Sept. 18, 1977	vs. Seattle	W 8-3	1-3, HR, 2 RBI, BB
20/79	George Brett	Aug. 2, 1973	at White Sox	W 3-1	1-4, K
20/95	Adalberto Mondesi	Oct. 30, 2015	at NY Mets	L 3-9	0-1, K
20/148	Mark Littell	June 14, 1973	at Baltimore	L 3-8	ND, 6.1 IP, 7 H, 1 ER, 2 K
20/171	Dee Brown	Sept. 14, 1998	vs. Oakland	W 16-6	0-0, 1 R
20/214	Zack Greinke	May 22, 2004	at Oakland	L 4-5 (11)	ND, 5.0 IP, 5 H, 2 ER, 1 K
20/223	Buck Martinez	June 18, 1969 (G1)	vs. Oakland	L 4-16	0-1
20/295	Tom Gordon	Sept. 8, 1988	vs. Oakland	L 1-5	ND, 2.0 IP, 0 H, 0 R, 2 K

KYLE WRIGHT



KYLE WRIGHT			#30	RHP
B/T	HT/WT	BORN (OPENING DAY AGE)	SERVICE TIME	
R/R	6-4/220	Oct. 2, 1995 (28) in Huntsville, Ala.	3 years, 62 days	
ACQUIRED		CONTRACT STATUS		OPTION YEARS USED
Trade w/ Braves. 11/17/23		Signed through 2024		2/3

ROYAL RUNDOWN	
+ 6-year Major League veteran with Atlanta	+ Finished 10th in NL Cy Young voting in 2022
+ Led the Majors with 21 wins in 2022	+ MLB Debut: 9/4/18 vs. BOS

YEAR	TEAM	W	L	ERA	G	GS	IP	H	R	ER	HR	BB	SO	BB/9	SO/9	AVG
2023	ATL	1	3	6.97	9	7	31.0	40	26	24	5	17	34	4.9	9.9	.303
CAREER (6 YRS)		24	16	4.45	60	51	281.1	266	145	139	39	118	267	3.8	8.5	.248

CAREER HIGHLIGHTS

- + **Kyle Wright** joins the Royals in **2024** after being acquired via trade from Atlanta in Nov. **2023**, but he will not pitch this season after undergoing right shoulder surgery.
- + He has appeared in parts of the last six seasons with the Atlanta Braves, including a career-high 30 starts in **2022**.
- + He finished **2022** with a 21-5 record and a 3.19 ERA (64 ER in 180.1 IP) with 174 strikeouts and finished 10th in the National League **Cy Young** Award voting at the end of the year.
- + Led the Majors in **2022** with 21 wins, becoming the first Atlanta Brave to lead the league in wins since Hall of Famer **Tom Glavine** (21 in 2000).
- + Recorded a career-long 29.0-inning homerless streak from April 9-May 3, **2022** and a career-long 15.0-inning scoreless streak from Aug. 19-31.

2023 HIGHLIGHTS

- + Wright landed on the 15-day Injured List right before Opening Day in **2023** due to inflammation in his right shoulder, before returning on April 11.
- + Made 5 starts from April 11-May 3, but struggled to a 5.79 ERA (12 ER in 18.2 IP), allowing 2 HR and 10 walks with a .288 (23-for-80) opponents' average.
- + Atlanta sent him back to the Injured List on May 4 to heal that same shoulder, and he remained there through Sept. 10, before he was reinstated on Sept. 11 for a start at Citizens Bank Park vs. the Phillies; a start in which he allowed 6 runs on 6 hits in just 3.0 innings.
- + He made 1 more start on Sept. 18 vs. the Phillies (4.0 IP, 4 ER) before moving to the Braves bullpen for a pair of appearances on Sept. 24 at Washington (3.0 IP, 1 ER) and Sept. 28 vs. the Cubs (2.1 IP, 1 ER), marking his first relief appearances since he was a rookie in 2019.
- + He finished the year on the Braves 60-day Injured List with a right shoulder strain, and remained there through Atlanta's playoff run.
- + Was acquired by the Royals on Nov. 17 for RHP **Jackson Kowar** in a swap of former 1st-round selections.

CAREER HIGHLIGHTS (CONT.)

- + Led the Majors with 21 wins in **2022** and finished 10th in the National League **Cy Young** Award voting at the end of the year.
- + Struck out a career-high 11 batters on April 22, **2022** vs. Miami, covering 6.0-shutout frames in a 3-0 victory.

CAREER HIGHS

STRIKEOUTS	INNINGS
11, 4/22/22 vs. MIA	8.0, 6/7/22 vs. OAK

STREAKS

SCORELESS	HOMERLESS
15.0 IP 8/19/22 - 8/31/22	29.0 IP 4/9/22 - 5/3/22

2022 MLB WINS LEADERBOARD

PITCHER (TEAM)	WINS
1. Kyle Wright (ATL)	21
2. Justin Verlander (HOU)	18
T3. Julio Urias (LAD)	17
T3. Framber Valdez (HOU)	17

CAREER HIGHLIGHTS (CONT.)

- + Finished the **2022** season on a career-high 8-game winning streak, during which he posted a 3.14 ERA (18 ER in 51.2 IP) over 9 starts...eight of those runs came in the lone no-decision on Sept. 6 at Oakland.
- + Only pitched in 2 games in the Majors in **2021**, spending the majority of the year with Triple-A Gwinnett (24 starts).
- + Earned his 1st win on Sept. 13, **2020** at Washington after beginning his career 0-7 through his first 16 appearances.
- + Made his first Opening Day roster in **2019** and started Atlanta's 3rd game of the season, March 31 at Philadelphia.
- + Debuted on Sept. 4, **2018** vs. the Red Sox, spinning 2.0 scoreless frames in relief and striking out 2 batters, including former-Royal **Jackie Bradley Jr.**, who was the first batter Wright faced in the Majors.

MINOR LEAGUE HIGHLIGHTS

- + In 85 career minor league games, including 82 starts, has gone 29-21 with a 3.53 ERA (164 ER in 418.2 IP) and 422 strikeouts.
- + Was selected to the U.S. Team for the **2018** SiriusXM All-Star Futures Game...entered the 8th inning with 2 men on and no outs and retired **Miguel Amaya** with a flyout before inducing an inning-ending double play from **Andrés Giménez**.

KYLE WRIGHT (CONT.)

POSTSEASON HIGHLIGHTS

- + Made 5 career postseason appearances (3 starts), during his time with the Braves, going 2-1 with a 3.93 ERA (8 ER in 18.1 IP) and 19 strikeouts with a .214/.304/.386 (15-for-70) opponents' slashline.
- + Made his postseason debut in Game 3 of the **2020** National League Division Series at Miami and spun 6.0 innings of shutout ball with 7 strikeouts en route to a win...in doing so, he became just the fifth player in Braves history to throw at least 6.0 scoreless frames in their playoff debut, joining teammate **Ian Anderson** (2020), **Steve Avery** (1991), **Johnny Sain** (1948) and **Bill James** (1914), with he and Anderson being the only rookies.
- + Wright and Anderson both pitched 6.0 shutout innings in their postseason debuts in **2020**, becoming the first pair of rookie teammates in MLB history to each throw 6.0 scoreless frames in their playoff debut in a single postseason.
- + Got the start in Game 3 of the **2020** NLCS vs. the Dodgers but allowed 7 runs in the 1st inning while only recording 2 outs.
- + Despite only making 2 regular season appearances in **2021**, he was on the World Series roster and appeared in Game 2 at Houston (1.0 IP, 0 ER, 3 strikeouts in relief) and Game 4 in Atlanta (4.2 IP, 1 ER in relief), helping the Braves secure the championship.
- + Made his most recent postseason start in Game 2 of the **2022** NLDS vs. the Phillies and spun 6.0-shutout frames with 6 strikeouts, scattering just 2 hits and 1 walk en route to a 3-0 victory and his 2nd playoff win.

MISCELLANEOUS NOTES

- + Wright resides in Brentwood, Tenn., with his wife, Shelby.
- + Wright graduated from Buckhorn (Ala.) HS in **2014**...he lettered four years in baseball and once in track.
- + His father, Roger, was his head coach at Buckhorn and helped him earn All-State 3B and All-Tennessee Valley 3B honors as a junior.
- + Pitched three seasons at Vanderbilt (Tenn.) University from **2015-17**, where he went 19-11 with a 2.78 ERA (79 ER in 255.1 IP) with 290 strikeouts...was named first team All-SEC by conference coaches and Second-Team All-America by *Baseball America* after posting a 3.40 ERA (39 ER in 103.1 IP) over 16 starts as a junior.
- + While playing for the Commodores, was teammates with a bevy of future-big leaguers, including **JJ Bleday** (2017), **Walker Buehler** (2015), **Jason Delay** (2015-16), **Carson Fulmer** (2015), **Penn Murfee** (2016-17), **Bryan Reynolds** (2015), **Jordan Sheffield** (2015-16), former-Royal **Collin Snider** (2015-17) and **Dansby Swanson** (2015).
- + Pitched in 5 games (2 starts) for Team USA during the summer of **2016**, going 2-0 with a 2.20 ERA (4 ER in 16.1 IP) and 16 strikeouts...was teammates with future Major Leaguers **Seth Beer**, **J.B. Bukauskus**, **Jake Burger**, **Alex Faedo**, **TJ Friedl**, **Keston Hiura**, **Tanner Houck**, **Alex Lange**, **Darren McCaughan**, **Brendan McKay**, **Glenn Otto**, **David Peterson**, **Cole Sands**, **Taylor Walls** and **Evan White**.

CAREER PITCHING

YEAR	TEAM	W-L	ERA	G	GS	SV	IP	H	R	ER	HR	HB	BB	SO	BB/9	SO/9	AVG
2017	GCL Braves (R)	0-0	1.59	3	3	0	5.2	3	1	1	0	0	2	8	3.2	12.7	.150
	Florida (A+)	0-1	3.18	6	6	0	11.1	8	4	4	0	1	4	10	3.2	7.9	.205
2018	Mississippi (AA)	6-8	3.70	20	20	0	109.1	103	51	45	6	0	43	105	3.5	8.6	.249
	Gwinnett (AAA)	2-1	2.51	7	4	0	28.2	15	9	8	2	1	8	28	2.5	8.8	.152
	ATLANTA	0-0	4.50	4	0	0	6.0	4	3	3	2	0	6	5	9.0	7.5	.182
2019	Gwinnett (AAA)	11-4	4.17	21	21	0	112.1	107	55	52	13	12	35	116	2.8	9.3	.252
	ATLANTA	0-3	8.69	7	4	0	19.2	24	19	19	4	1	13	18	6.0	8.2	.304
2020	ATLANTA	2-4	5.21	8	8	0	38.0	35	23	22	7	0	24	30	5.7	7.1	.243
2021	Gwinnett (AAA)	10-5	3.02	24	24	0	137.0	117	52	46	9	6	45	137	3.0	9.0	.228
	ATLANTA	0-1	9.95	2	2	0	6.1	7	7	7	2	4	5	6	7.1	8.5	.292
2022	ATLANTA	21-5	3.19	30	30	0	180.1	156	67	64	19	9	53	174	2.7	8.7	.232
2023	Rome (A+)*	0-0	0.00	1	1	0	3.0	1	0	0	0	0	4	0	0.0	12.0	.100
	Gwinnett (AAA)*	0-2	6.35	3	3	0	11.1	11	8	8	1	2	5	14	4.0	11.1	.268
	ATLANTA	1-3	6.97	9	7	0	31.0	40	26	24	5	4	17	34	4.9	9.9	.303
MINOR LEAGUE TOTALS		29-21	3.53	85	82	0	418.2	365	180	164	31	22	142	422	3.1	9.1	.234
MAJOR LEAGUE TOTALS		24-16	4.45	60	51	0	281.1	266	145	139	39	18	118	267	3.8	8.5	.248

MLB leaders in bold, *Minor league injury rehab

CAREER BATTING

AB	H	2B	3B	HR	RBI	SH	AVG	OBP	SLG
9	1	1	0	0	0	0	.111	.111	.222

CAREER FIELDING

PCT	G	TC	PO	A	E	DP
.984	60	64	32	31	1	2

POSTSEASON PITCHING

YEAR	SERIES	TEAM/OPP	W-L	ERA	G	GS	SV	IP	H	R	ER	HR	HB	BB	SO	BB/9	SO/9	AVG
2020	NLDS	ATL vs. MIA	1-0	0.00	1	1	0	6.0	3	0	0	0	1	2	7	3.0	10.5	.143
	NLCS	ATL vs. LAD	0-1	94.50	1	1	0	0.2	5	7	7	2	0	2	0	27.0	0.0	.714
2021	WS	ATL vs. HOU	0-0	1.59	2	0	0	5.2	5	1	1	1	0	3	6	4.8	9.5	.227
2022	NLDS	ATL vs. PHI	1-0	0.00	1	1	0	6.0	2	0	0	0	0	1	6	1.5	9.0	.100
POSTSEASON TOTALS			2-1	3.93	5	3	0	18.1	15	8	8	3	1	8	19	3.9	9.3	.214

CAREER TRANSACTIONS

2017: Selected by Atlanta in 1st Round (5th overall) of Draft...**2023:** Placed on 15-day IL, right shoulder inflammation, March 27-April 11...placed on 15-day IL, right shoulder strain, May 4-Sept. 11, transferred to 60-day IL May 15...placed on 60-day IL, right shoulder strain, Oct. 7-Nov. 6...acquired by Kansas City from Atlanta for RHP **Jackson Kowar**, Nov. 17.

ANGEL ZERPA



ANGEL ZERPA (AHN-hel SAIR-pah)			#61 LHP
B/T	HT/WT	BORN (OPENING DAY AGE)	SERVICE TIME
L/L	6-0/230	Sept. 27, 1999 (24) in Valle de la Pascua, Ven.	1 year, 82 days
ACQUIRED	SIGNING SCOUTS		OPTION YEARS USED
Signed as IFA, 7/26/16	R. Castro, J. Gonzalez & O. Estevez (Royals)		2/3

ROYAL RUNDOWN

- + MLB debut: 9/30/21 vs. CLE
- + First MLB win: 7/11/22 vs. DET
- + Added to Royals 40-man roster on 11/20/20
- + 2017 Dominican Summer League All-Star

YEAR	TEAM	W	L	ERA	G	GS	IP	H	R	ER	HR	BB	SO	BB/9	SO/9	AVG
2023	KC	3	3	4.85	15	3	42.2	46	24	23	7	8	36	1.7	7.6	.272
TOTALS (3 YRS)		5	5	3.84	19	6	58.2	58	29	25	9	12	43	1.8	6.6	.256

CAREER HIGHLIGHTS

+ Angel Zerpa has pitched to a 2.13 ERA (10 ER in 42.1 IP) in 11 career outings (4 starts) at Kauffman Stadium, which is the lowest among Royals (min. 40.0 IP) since he debuted in **2021**.

+ Zerpa earned his 2nd career win on July 14, **2022** and became the eighth pitcher in Royals history to win 2 of his first 3 big league appearances.

+ Was one of two pitchers in franchise history to record at least 16.0 innings through his first 4 career appearances and allow no more than 2 earned runs, along with Royals Hall of Famer **Bret Saberhagen**.

+ Zerpa began his big league career with 11.0 innings before allowing an *earned* run, a solo home run by **Matt Chapman** on July 14, **2022**.

2023 HIGHLIGHTS

+ Zerpa made 15 appearances (3 starts) for the Royals in his third season, posting a 4.85 ERA (23 ER in 42.2 IP) with 36 strikeouts (19.8 K%) and 8 walks (4.4 BB%).

+ He was placed on the Injured List during Spring Training with left shoulder tendinopathy, which cost him the first 91 games of the season...he was reinstated on July 14 and optioned to Triple-A Omaha.

+ Zerpa was recalled on Aug. 1 and earned 3 wins in 15 appearances, tied for 3rd most on the team from Aug. 1 through season's end, 2 behind **Cole Ragans**.

+ Went 2-0 with a 2.29 ERA (5 ER in 19.2 IP) and 19 strikeouts in 7 September appearances.

ADDITIONAL CAREER HIGHLIGHTS

+ Zerpa pitched at three levels in **2022**, including 13 starts at Double-A Northwest Arkansas, where he allowed 3 earned runs or fewer in 11 of 13 starts...he had four stints with the Royals but only made 3 appearances (2 starts).

+ In his Major League debut on Sept. 30, **2021** vs. Cleveland, Zerpa suffered a 6-1 loss despite allowing just 2 unearned runs on 3 hits over 5.0 innings...he was the seventh pitcher in Royals history to record at least 5.0 innings as a starter in his debut and not allow an earned run.

CAREER TRANSACTIONS

2016: Signed as IFA by Kansas City, July 26 (Richard Castro, Joelvis Gonzalez and Orlando Estevez)...**2022:** Placed on 15-day IL, strained left knee, July 27...transferred to 60-day IL, Aug. 3-Nov. 10...**2023:** Placed on the 60-day IL, left shoulder tendinopathy, March 15.

CAREER HIGHS

STRIKEOUTS	INNINGS
6, 8/17/23 vs. SEA	5.2, 8/30/23 vs. PIT

STREAKS

SCORELESS	HOMERLESS
8.0 IP 9/30/21 - 7/14/22	11.1 IP 9/12/23 - 9/27/23

ADDITIONAL CAREER HIGHLIGHTS (CONT.)

+ Was 22 years, 3 days old for his Major League debut on Sept. 30, **2021** vs. Cleveland, becoming the youngest pitcher to start a game for the Royals since **Zack Greinke** (21 years, 344 days) in his final start of the 2005 season.

+ Zerpa participated in the Royals Fall Camp in Surprise, Ariz. in **2020**, and was added to the 40-man roster on Nov. 20, **2020**.

MINOR LEAGUE HIGHLIGHTS

+ Zerpa pitched at four levels in **2021**, beginning at High-A Quad Cities before reaching the Majors for his debut on Sept. 30, **2021** vs. Cleveland.

+ He tied for the Appalachian League lead in wins (6) in **2019**.

+ During the **2019** postseason, he made 2 starts for Burlington, including a win in Game 1 of the semifinals vs. Pulaski, when he recorded 5.0 scoreless innings.

+ Zerpa was named a Dominican Summer League All-Star in **2017** by *Baseball America*, during a season in which 5 of his 12 starts were scoreless.

MISCELLANEOUS NOTES

+ Angel Zerpa (AHN-hel SAIR-pah) resides in Anaco, Venezuela with his wife, Leorysmar Solorzano and their daughter, Angelysmar.

CAREER FIELDING

PCT	G	TC	PO	A	E	DP
.889	19	18	1	15	2	0

ANGEL ZERPA (CONT.)

CAREER PITCHING																	
YEAR	TEAM	W-L	ERA	G	GS	SV	IP	H	R	ER	HR	HB	BB	SO	BB/9	SO/9	AVG
2017	DSL Royals	3-4	1.84	14	12	0	63.2	47	15	13	0	6	11	39	1.6	5.5	.208
2018	AZL Royals	3-6	3.88	11	7	0	48.2	52	30	21	5	1	12	34	2.2	6.3	.277
2019	Idaho Falls (R)	0-0	4.15	1	1	0	4.1	5	2	2	0	0	1	4	2.1	8.3	.278
	Burlington (R)	6-3	3.33	12	11	0	51.1	41	19	19	6	2	13	51	2.3	8.9	.218
2020	Did not play (no minor league season)																
2021	Quad Cities (A+)	4-0	2.59	8	8	0	41.2	32	12	12	2	2	8	53	1.7	11.5	.205
	NW Arkansas (AA)	0-3	5.96	13	13	0	45.1	51	30	30	7	1	19	54	3.8	10.7	.287
	Omaha (AAA)	0-1	20.25	1	1	0	1.1	2	3	3	1	0	1	1	6.8	6.8	.333
	KANSAS CITY	0-1	0.00	1	1	0	5.0	3	2	0	0	0	1	4	1.8	7.2	.176
2022	NW Arkansas (AA)	2-5	4.36	13	13	0	64.0	70	34	31	7	3	21	69	3.0	9.7	.276
	Omaha (AAA)*	0-0	1.17	6	6	0	7.2	2	1	1	0	0	4	0	4.7	0.0	.083
	KANSAS CITY	2-1	1.64	3	2	0	11.0	9	3	2	2	0	3	3	2.5	2.5	.220
2023	NW Arkansas (AA)*	0-0	1.13	3	3	0	8.0	5	1	1	1	0	3	7	3.4	7.9	.179
	Omaha (AAA)*	0-2	4.73	6	6	0	26.2	27	14	14	4	2	13	23	4.4	7.8	.267
	KANSAS CITY	3-3	4.85	15	3	0	42.2	46	24	23	7	4	8	36	1.7	7.6	.272
MINOR LEAGUE TOTALS		18-24	3.65	88	81	0	362.2	334	161	147	33	17	106	335	2.6	8.3	.244
MAJOR LEAGUE TOTALS		5-5	3.84	19	6	0	58.2	58	29	25	9	4	12	43	1.8	6.6	.256

*Minor league injury rehab



ROYALS ON SOCIAL MEDIA

PLAYER	INSTAGRAM	X	TIKTOK
Nick Anderson	anderson0_2	-	-
Dairon Blanco	daironblanco1	-	-
Jonathan Bowlan	jon.b.2	-	jonathanbowlan72
Jake Brentz	jbrentz24	-	-
Kris Bubic	kris_bubic	KrisBubic	-
Steven Cruz	stevencruzr_	-	-
Freddy Fermin	freddy.fermin.35	-	-
Adam Frazier	a_fraz12	A_Fraz12	-
Maikel Garcia	maikeljose06	maikeljose06	-
Tyler Gentry	tylergentry15	tylergentry15	-
Garrett Hampson	ghamp2	ghamp2	-
Carlos Hernández	carloshernandez8680	-	-
Kyle Isbel	kyle_isbel	kyleisbel_5	-
Will Klein	willkln	willklein0	-
Nick Loftin	nickloftin2	nickloftin02	-
Seth Lugo	-	-	-
Jordan Lyles	jordanlyles24	jordanlyles24	-
Daniel Lynch IV	dlynch6657	daniel_lynych25	-
Alec Marsh	alecmarsch8	AlecMarsh8	-
Michael Massey	mmsass6	mmsass19Bears	-
James McArthur	jamesmcarthur33	-	-
John McMillon	johnnymac_17	-	-
MJ Melendez	mjmelenendez7	mjmelenendez7	mjmelenendez7
Austin Nola	austin.nola	-	-
Vinnie Pasquantino	pasquantino	Vpasquantino	-
Salvador Perez	salvadorp13	SalvadorPerez15	salvadorperez13
Nick Pratto	nick_pratto	n_pratto	-
Cole Ragans	coleragans	ColeRagans	-
Hunter Renfroe	hunterrenfroe	Hunter_Renfroe	-
Matt Sauer	mattsauer	redsauers	-
John Schreiber	jschreiber46	johnnschreiber	-
Brady Singer	bsinger51	Bsinger51	-
Will Smith	white_willy13	-	-
Chris Stratton	-	-	-
Josh Taylor	josh_taylor20	joshetaylor20	-
Nelson Velázquez	nelson_velazquez26	-	-
Anthony Veneziano	anthonyvenez	Antveneziano	-
Michael Wacha	mwacha52	MichaelWacha	-
Drew Waters	dwaters121	dwaters121	-
Bobby Witt Jr.	bwitt15	bwittjr	bobbywjr15
Kyle Wright	kyle_wright44	-	-
Angel Zerpa	angel.zerpa29	-	-

KANSAS CITY ROYALS ON SOCIAL MEDIA

The Royals are extremely active in all facets of social media. Fans can follow the official club accounts:

Facebook:	/Royals
Instagram:	@KCRoyals
Snapchat:	'Royals'
TikTok:	@Royals
Twitter:	@Royals

Fans can also follow the Twitter accounts below for supplemental information on all things Royals:

@Royals_PR	Royals Media Relations
@KCRoyalsPD	Royals Player Development
@KCRoyalsFdn	Official Account of The Royals Foundation
@RoyalsAuthentic	Official Account of Royals Memorabilia
@Sluggerrr	Official Account of Royals Mascot





2024 ROYALS NON-ROSTER INVITES





CJ ALEXANDER

#72 | IF

NON-ROSTER INVITEE

B/T	HT/WT	BORN (OPENING DAY AGE)	SERVICE TIME
L/R	6-5/210	July 17, 1996 (27) in Merrillville, Ind.	0 days
ACQUIRED	SIGNING SCOUT	OPTION YEARS USED	
Trade w/ Braves, 7/11/22	Justin Clark (Braves)	0/3	

ROYAL RUNDOWN

- + ML Spring Training invitee in 2024
- + 2023 Arizona Fall League participant

CAREER HIGHLIGHTS

- + **CJ Alexander** played in 68 games with Double-A Mississippi in the Braves organization in **2022** before being acquired by the Royals on July 11 with RHP **Andrew Hoffmann** and OF **Drew Waters** for the 35th pick in the 2022 MLB Draft (Competitive Balance)... reported to Northwest Arkansas, where he slashed .272/.313/.495 (50-for-184, .808 OPS) in 46 games.
- + Spent all of **2021** in Double-A Mississippi where he appeared in 87 games and notched 31 extra-base hits.
- + Split the **2019** season between High-A Florida and Double-A Mississippi, but struggled to a .117/.245/.180 slashline across 43 games...missed considerable time due to a series of right arm/hand injuries.
- + Following the **2018** Draft, when he was selected in the 20th round, he reported to the GCL Braves and batted .412 (14-for-34) in 9 games before being promoted to rookie-level Danville, where he slashed .354/.439/.488 (29-for-82) in 22 games.
- + Was promoted again to High-A Florida to finish the 2018 campaign, and he batted .325 (26-for-80) in their final 21 games of the season.
- + Has appeared in 32 Major League Spring Training games since **2020** despite this being his first invitation to big league camp...he has slashed .306/.390/.583 (11-for-36, .973 OPS) over four Spring Trainings.

2023 HIGHLIGHTS

- + Appeared in 17 games during Spring Training as a minor league camp transplant and batted .391 (9-for-23) with a 1.245 OPS, 4 extra-base hits (2 HR) and 6 RBI.
- + CJ was responsible for Omaha's hardest batted ball of the season, a 115.3 mph double in the 1st inning on April 7 vs. Toledo.
- + Hit 17 home runs in 92 games between rookie-level ACL Royals and Triple-A Omaha, 3rd most among Royals farmhands.
- + Appeared in 13 games during the Arizona Fall League and posted an .844 OPS with 3 home runs, 5 doubles and 1 triple, while also collecting a double and a walk in the championship game.
- + Also earned AFL Co-Player of the Week on Oct. 28 with Cleveland's **Chase DeLauter** after he slashed .292/.387/.750 in his first seven games of the fall, swatting 2 homers with 8 RBI and 6 extra-base hits.

MISCELLANEOUS NOTES

- + CJ resides in Fort Wayne, Ind.
- + He graduated from Bishop Verot Catholic HS (Fla.) in **2015**, where he batted .380 as a junior.
- + Attended Ball State University (Ind.) from **2016-17** before transferring to the State College of Florida in **2018**, where he batted .405 with 15 homers as a junior.
- + His father, Chuck, was drafted by the Guardians in the 15th round of the 1988 Draft, and he spent four years in their minor league system as a left-handed relief pitcher.

CAREER BATTING

YEAR	TEAM	G	AB	R	H	2B	3B	HR	RBI	SF	HB	BB	SO	SB	CS	AVG	OBP	SLG	OPS
2018	Danville (R)	22	82	10	29	3	4	0	12	0	1	13	21	1	1	.354	.439	.488	.927
	GCL Braves (R)	9	34	6	14	0	2	1	8	2	0	6	4	0	0	.412	.500	.618	1.118
	Florida (A+)	21	80	5	26	5	1	1	7	0	0	8	17	3	1	.325	.386	.450	.836
2019	Florida (A+)	19	60	4	8	1	0	0	1	0	0	14	18	3	1	.133	.297	.150	.447
	Mississippi (AA)	24	68	6	7	1	0	2	7	1	0	8	25	0	0	.103	.195	.206	.401
2020	Did not play (no minor league season)																		
2021	Mississippi (AA)	87	304	32	60	17	4	10	31	1	1	24	105	14	1	.197	.258	.378	.636
2022	Mississippi (AA)	68	271	41	70	11	0	15	43	3	1	14	63	13	2	.258	.294	.465	.759
	NW Arkansas (AA)	46	184	31	50	7	2	10	44	4	1	12	48	6	2	.272	.313	.495	.808
2023	ACL Royals (R)	6	17	8	7	2	0	4	15	0	2	6	3	0	0	.412	.600	1.235	1.835
	Omaha (AAA)	86	286	44	63	17	1	13	34	3	1	24	94	4	2	.220	.280	.423	.703
MINOR LEAGUE TOTALS		388	1386	187	334	64	14	56	202	14	7	129	398	44	10	.241	.306	.429	.735

CAREER TRANSACTIONS

2018: Selected by Atlanta in 20th round of Draft (Justin Clark)...**2022:** Acquired by Kansas City with RHP **Andrew Hoffmann** and OF **Drew Waters** from Atlanta for Competitive Balance pick (No. 35) in 2022 Draft, July 11.



DAN ALTAVILLA (ahl-tuh-VILL-uh) **#54** | **RHP**
NON-ROSTER INVITEE

B/T	HT/WT	BORN (OPENING DAY AGE)	SERVICE TIME
R/R	5-11/235	Sept. 8, 1992 (31) in McKeesport, Pa.	4 years, 63 days
ACQUIRED	SIGNING SCOUT		OPTION YEARS USED
Signed as MiLB FA, 12/7/23	Mike Moriarty (Mariners)		3/3

ROYAL RUNDOWN

- + 6-year Major League veteran with SEA & SD
- + First MLB Win: 4/6/17 at HOU
- + 2016 MiLB Organization All-Star (SEA)
- + 2015 California League postseason All-Star
- + First MLB Save: 7/29/20 at LAA
- + MLB debut: 8/27/16 at CWS
- + 2016 Southern League midseason All-Star
- + Pitched in 10 G for Lacey in LIDOM (2023)

YEAR	TEAM	W	L	ERA	G	SV	IP	H	R	ER	HR	BB	SO	BB/9	SO/9	AVG
CAREER (6 YRS)		8	7	4.03	119	1	116.0	93	59	52	16	60	129	4.7	10.0	.220

CAREER HIGHLIGHTS

+ **Dan Altavilla** joins the Royals in **2024** to mark his fourth organization, after spending the first seven seasons (**2014-20**) of his pro career with the Mariners before being dealt to San Diego for two seasons (**2020-21**) and spending two season with Boston (**2022-23**).

+ Has endured five stints on the Injured List since reaching the Majors, four of which for right arm injuries.

+ Pitched in 10 games for Lacey in the **2023-24** Dominican Winter League and went 4-0 with a 2.00 ERA (2 ER in 9.0 IP) with 9 strikeouts, 2 hits allowed and 3 walks.

+ Spent all of **2022** and most of **2023** rehabbing from Tommy John surgery sustained in April **2021**.

+ Made 2 appearances for the Padres in **2021** before suffering a season-ending injury to his right elbow, and has not pitched in the Majors since Aug. 16, 2021.

+ Began the **2020** season in Seattle, where he went 1-2 with his 1st career save on July 29 at Angel Stadium...was a part of a 7-player trade on Aug. 31 that sent him, RHP **Austin Adams** and C **Austin Nola** to San Diego for IF **Ty France**, RHP **Andrés Muñoz**, C **Luis Torrens** and OF **Taylor Trammell**...pitched in 9 games for the Padres and posted a 3.12 ERA (3 ER in 8.2 IP).

+ Went 2-1 with a 5.52 ERA (9 ER in 14.2 IP), 12 walks and 18 strikeouts in 17 appearances with the Mariners in **2019**...did not allow a run over his last 5 games (5.0 IP) of the season, allowing only 1 hit with no walks and 5 strikeouts during that span.

+ Went 3-2 with 5 holds and a 2.61 ERA (6 ER in 20.2 IP) with 23 strikeouts and 15 walks in 22 outings over 3 stints with Seattle in **2018**.

+ In **2017**, he was 1-1 with a 4.24 ERA (22 ER in 46.2 IP) with 52 strikeouts in 41 games with Seattle...earned his first MLB win on April 6 at Houston.

+ Made his Major League debut on Aug. 27, **2016** at the White Sox and worked a scoreless inning for Seattle...finished the season with a 0.73 ERA (1 ER in 12.1 IP) over 15 games.

CAREER BATTING

AB	H	2B	3B	HR	RBI	SH	AVG	OBP	SLG
0	0	0	0	0	0	0	.000	.000	.000

CAREER HIGHS

STRIKEOUTS	INNINGS
4 (2x), last 9/21/17 vs. TEX	3.0, 8/27/17 at NYY

STREAKS

SCORELESS	HOMERLESS
13.0 IP 9/5/16 - 4/10/17	22.0 IP 4/19/18 - 9/10/19

2023 HIGHLIGHTS

+ Altavilla made 8 appearances between the FCL Red Sox and High-A Greenville, striking out 7 batters across 12.0 innings in July and August.

MINOR LEAGUE NOTES

+ Is a career 26-21 with 26 saves and a 3.67 ERA (141 ER in 345.1 IP) in 151 minor league games (45 starts) since **2014**.

+ Appeared in 29 games with three affiliates in Seattle's system in **2019**...made 9 appearances between Double-A and Triple-A in **2018** after pitching in 20 games for Triple-A Tacoma in **2017**.

+ Went 7-3 with a 1.91 ERA (12 ER in 56.2 IP) with 65 strikeouts over 43 appearances for Double-A Jackson in **2016**, his first full season as a reliever.

+ Spent entire **2015** season with High-A Bakersfield, leading the Cal League in starts (28) and shutouts (1).

+ Began his professional career with Low-A Everett in **2014** and was 5-3 with a 4.36 ERA (32 ER in 66.0 IP) in 14 starts.

MISCELLANEOUS NOTES

+ Altavilla resides in Bridgeville, Pa., with his wife, Katherine and their daughter, Elle Jordan, who was born on Dec. 6, **2023**.

+ Pitched three seasons at Mercyhurst College (Pa.) from **2012-14** and earned the inaugural **Brett Tomko** Award for Division II's Most Outstanding Pitcher as a junior.

+ When he was selected in the 5th round (141st overall) of the **2014** MLB Draft, he became the highest draft pick in Mercyhurst program history.

+ He graduated from Elizabeth Forward HS (Pa.) in **2011**, where he was the WPIAL Player of the Year for Elizabeth Forward as a senior...pitched 84.0 innings and struck out 119, finishing the year with an 11-1 record and a 0.57 ERA.

CAREER FIELDING

PCT	G	TC	PO	A	E	DP
1.000	119	16	4	12	0	0

DAN ALTAVILLA (CONT.)

CAREER PITCHING																	
YEAR	TEAM	W-L	ERA	G	GS	SV	IP	H	R	ER	HR	HB	BB	SO	BB/9	SO/9	AVG
2014	Everett (A)	5-3	4.36	14	14	0	66.0	74	36	32	7	4	32	66	4.4	9.0	.288
2015	Bakersfield (A+)	6-12	4.07	28	28	0	148.1	138	82	67	11	7	53	134	3.2	8.1	.246
2016	Jackson (AA)	7-3	1.91	43	0	16	56.2	40	15	12	3	3	22	65	3.5	10.3	.196
	SEATTLE	0-0	0.73	15	0	0	12.1	11	1	1	0	1	1	10	0.7	7.3	.244
2017	Tacoma (AAA)	2-0	1.54	20	0	6	23.1	17	4	4	1	1	15	36	5.8	13.9	.205
	SEATTLE	1-1	4.24	41	0	0	46.2	43	27	22	9	1	20	52	3.9	10.0	.242
2018	Arkansas (AA)	0-0	0.00	1	0	0	1.0	0	0	0	0	0	2	0.0	18.0	.000	
	Tacoma (AAA)	0-2	9.45	8	1	0	6.2	9	8	7	2	1	4	7	5.4	9.5	.300
	SEATTLE	3-2	2.61	22	0	0	20.2	11	7	6	2	2	15	23	6.5	10.0	.162
2019	Everett (A)	0-0	0.00	1	0	0	1.0	0	0	0	0	0	2	0.0	18.0	.000	
	Arkansas (AA)	3-0	1.10	14	0	4	16.1	7	3	2	1	0	3	25	1.7	13.8	.125
	Tacoma (AAA)	2-1	8.36	14	0	0	14.0	11	13	13	0	4	11	25	7.1	16.1	.212
	SEATTLE	2-1	5.52	17	0	0	14.2	9	9	9	1	0	12	18	7.4	11.1	.180
2020	SEATTLE	1-2	7.71	13	0	1	11.2	12	11	10	3	0	7	14	5.4	10.8	.255
	SAN DIEGO	1-1	3.12	9	0	0	8.2	6	3	3	0	0	5	10	5.2	10.4	.200
2021	SAN DIEGO	0-0	6.75	2	0	0	1.1	1	1	1	1	0	0	2	0.0	13.5	.200
2022							Did not play (injured)										
2023	GCL Red Sox (R)	1-0	1.80	4	2	0	5.0	4	1	1	0	0	2	3	3.6	5.4	.222
	Greenville (A+)	0-0	3.86	4	0	0	7.0	4	3	3	1	0	3	4	3.9	5.1	.167
MINOR LEAGUE TOTALS		26-21	3.67	151	45	26	345.1	304	165	141	26	20	145	369	3.8	9.6	.236
MAJOR LEAGUE TOTALS		8-7	4.03	119	0	1	116.0	93	59	52	16	4	60	129	4.7	10.0	.220

CAREER TRANSACTIONS

2014: Selected by Seattle in the 5th round of Draft (Mike Moriarty)...**2018:** Placed on 10-day IL, right AC Joint Inflammation, May 1-12...placed on 10-day IL, right elbow UCL sprain, June 8-Aug. 29 (retro to June 7)...transferred to 60-day IL, July 31...**2019:** Placed on 10-day IL, right forearm strain, July 6-Sept. 1...**2020:** Acquired from San Diego with RHP **Austin Adams** and C **Austin Nola** for IF **Ty France**, RHP **Andrés Muñoz**, C **Luis Torrens** and OF **Taylor Trammell**...**2021:** Placed on 10-day IL, strained right calf, April 1-14...placed on 10-day IL, right elbow surgery, April 17-Nov. 3...transferred to 60-day IL, May 28...**2022:** Signed by Boston as a minor league free agent, March 16...**2023:** Signed by Kansas City as a minor league free agent, Dec. 7.

MASON BARNETT



MASON BARNETT

#86 | RHP

NON-ROSTER INVITEE

B/T	HT/WT	BORN (OPENING DAY AGE)	SERVICE TIME
R/R	6-0/230	Nov. 7, 2000 (23) in Kennesaw, Ga.	0 days
ACQUIRED	SIGNING SCOUT	OPTION YEARS USED	
3rd Round, 2022 Draft	Will Howard	0/3	

ROYAL RUNDOWN

- + 2023 Paul Splittorff Award winner
- + 2023 MLB Pipeline Pitcher Prospect of the Year
- + 2023 MiLB.com Organization All-Star (SP)

CAREER HIGHLIGHTS

- + **Mason Barnett** earned his first invitation to Major League Spring Training in **2024** after a decorated sophomore campaign in **2023**.
- + A 3rd round selection in the **2022** Draft, he pitched 8.0 hitless, scoreless frames between the Arizona Complex League (1.0 IP) and Low-A Columbia (7.0 IP) in his pro debut, with 12 strikeouts and 1 walk.

MISCELLANEOUS NOTES

- + Barnett resides in White, Ga.
- + Attended Auburn University (Ala.) from **2020-22**, where he struck out 142 batters in 111.1 innings (11.5 K/9) across 41 appearances (20 starts) over three seasons, including 14 starts in 2022.
- + He made 5 starts with the Brewster Whitecaps in the Cape Cod League in **2021**, where he was teammates with Kansas City's 2022 1st-round pick **Gavin Cross**.
- + Graduated from Cartersville HS (Ga.) in **2019**, where he was a 2-time Class 5-4A All-Region honoree and Cartersville High School Pitcher of the Year.

2023 HIGHLIGHTS

- + Barnett was the recipient of the **2023 Paul Splittorff** Award, given to the top pitcher in the organization, as well as being named an *MLB Pipeline* Pitcher Prospect of the Year and MiLB.com Organization All-Star.
- + He split the season between High-A Quad Cities and Double-A Northwest Arkansas, where he amassed a 3.30 ERA (42 ER in 114.2 IP) across 23 starts with a Royals minor league-leading 137 strikeouts (10.8 K/9, 28.8 K%) and a 1.19 WHIP...across his 23 starts, he never allowed more than 4 earned runs, and following the MLB All-Star break, he went 4-2 with a 2.66 ERA (15 ER in 50.2 IP) over 10 starts.
- + In Quad Cities, he went 4-6 with a 3.18 ERA (29 ER in 82.0 IP), 94 strikeouts (10.3 K/9) and an opponents' batting average of .203, earning a promotion to Double-A Northwest Arkansas on Aug. 2.
- + He made his Double-A debut on Aug. 8 vs. Wichita and struck out 7 batters over 5.0 innings...each of his next 2 starts came at Corpus Christi on Aug. 15 and 20, and he combined to cover 9.0 1-run innings with 12 strikeouts and just 6 hits across the 2 outings.

CAREER PITCHING

YEAR	TEAM	W-L	ERA	G	GS	SV	IP	H	R	ER	HR	HB	BB	SO	BB/9	SO/9	AVG
2022	ACL Royals (R)	0-0	0.00	1	1	0	1.0	0	0	0	0	0	0	1	0.0	9.0	.000
	Columbia (A)	1-0	0.00	3	0	0	7.0	0	0	0	0	1	1	11	1.3	14.1	.000
2023	Quad Cities (A+)	4-6	3.18	16	16	0	82.0	59	33	29	3	6	38	94	4.2	10.3	.203
	NW Arkansas (AA)	2-1	3.58	7	7	0	32.2	27	13	13	2	1	12	43	3.3	11.9	.218
MINOR LEAGUE TOTALS		7-7	3.08	27	24	0	122.2	86	46	42	5	8	51	149	3.7	10.9	.197

CAREER TRANSACTIONS

- 2022:** Selected by Kansas City in the 3rd round of Draft (Will Howard).

MIKE BROSSAU



MIKE BROSSAU (BRAH-soh)

#15 | IF

NON-ROSTER INVITEE

B/T	HT/WT	BORN (OPENING DAY AGE)	SERVICE TIME
R/R	5-9/215	March 15, 1994 (30) in Munster, Ind.	3 years, 99 days
ACQUIRED	SIGNING SCOUT	OPTION YEARS USED	
Signed as MiLB FA, 12/7/23	James Bonnici (Rays)	2/3	

ROYAL RUNDOWN

- + 5-year Major League veteran with TB & MIL
- + Has played in the US, Japan, D.R. and Australia
- + MLB debut: 6/23/19 at OAK
- + First MLB hit: 6/23/19 at OAK (1B, B. Anderson)
- + First MLB HR: 7/3/19 vs. BAL (J. Means)

YEAR	TEAM	G	AB	R	H	2B	3B	HR	RBI	BB	SO	SB	CS	AVG	OBP	SLG
2023	MIL	29	73	4	15	2	0	4	8	4	20	0	0	.205	.256	.397
CAREER (5 YRS)		244	582	69	141	28	1	26	77	48	191	7	0	.242	.313	.428

CAREER HIGHLIGHTS

- + **Mike Brosseau** joins the Royals after spending the last two seasons with Milwaukee (**2022-23**) and three with Tampa Bay (**2019-21**), as well as four years in the Rays minor league system (**2016-19**)...also spent time in Japan in **2023**, playing for the Chiba Lotte Marines.
- + Has made 10 pitching appearances as a position player and owns a 2.79 ERA (3 ER in 9.2 IP) with 1 strikeout (**Randal Grichuk** in **2020**).
- + Appeared in 70 games in **2022** for the Brewers and slugged 6 home runs with 23 RBI, making 44 starts at third base (40), shortstop (2) and first base (2).
- + Hit 3 pinch-hit home runs for Milwaukee in **2022**, on April 10 at the Cubs, May 11 at Cincinnati and Sept. 21 vs. the Mets...they were the first 3 pinch-hit home runs of his career.
- + The pinch-hit home run on Sept. 21 was a grand slam, his first career grand slam and the 9th pinch-hit, grand slam in Brewers history...the 4 RBI from that game marked a career high.
- + His 12 RBI as a pinch-hitter in **2022** were the most in the Major Leagues and his 3 homers tied **Albert Pujols** for the Major League lead.
- + Appeared in 57 games (40 starts) for Tampa Bay in **2021**, including 22 starts at second base, 16 at third base and 2 at first base.
- + Was acquired by Milwaukee on Nov. 13, **2021** for RHP **Evan Reifert**.
- + Played in 37 regular season games for Tampa Bay in **2020**, slashing .302/.378/.558 (26-for-86, .936 OPS) with 5 home runs and 12 RBI, making his first Opening Day roster.
- + Recorded a career-high 7-game hitting streak from Aug. 9-20, **2020**, during which he batted .500 (9-for-18) with 2 home runs and 5 RBI.
- + Notched his first career leadoff homer on Aug. 11, **2020** at Boston off left hander **Martín Pérez**...was his first career start in the leadoff spot.
- + Made his Major League debut on June 23, **2019** at Oakland, starting at third base (1-for-5)...his first career hit was a single off southpaw **Brett Anderson** in his first plate appearance.
- + His first career home run was a solo shot off lefty **John Means** on July 3, **2019** in St. Petersburg.
- + Produced his first career 2-homer game in a 12-4 win on July 13, **2019** at Baltimore (G2).
- + His first career walk-off hit was a 2-out, pinch-hit, RBI-single off **Matt Hall** in the 13th inning of a 1-0 win on Aug. 17, **2019** vs. Detroit.

CAREER HIGHS

HITS	RUNS
3 (3x), last 8/4/19 vs. MIA	2 (6x), last 6/6/21 at TEX
DOUBLES	RBI
2, 7/5/19 vs. NYY	4, 9/21/22 vs. NYM
TRIPLES	STOLEN BASES
1, 9/27/20 vs. PHI	1 (7x), last 8/18/22 vs. LAD
HOME RUNS	WALKS
2 (2x), last 9/2/20 at NYY	3, 5/26/21 vs. KC

STREAKS

HITTING	ON BASE
7 8/9/20 - 8/20/20	9 4/1/23 - 4/16/23

2023 HIGHLIGHTS

- + Brosseau broke camp in **2023** with the Brewers but struggled to a .205/.256/.397 (15-for-73, .654 OPS) in just 29 games (78 PA) through June 4...he was optioned to Triple-A Nashville for a month before being designated for assignment on July 5 and outrighted off the 40-man roster July 9.
- + In 20 Triple-A games, he struggled to a .164 batting average (12-for-73) with 4 home runs.
- + On July 27, **2023**, he was released by Milwaukee to pursue an opportunity to play with the Chiba Lotte Marines in Japan, where he played in 37 games in the Pacific League (equivalent to Japan's MLB).

INTERNATIONAL HIGHLIGHTS

- + Brosseau finished the **2023** season in Japan, where he hit 1 home run and 10 doubles in 37 games.
- + In the winter of **2021-22**, he played in 10 games for the Leones del Escogido in the Dominican Republic, notching 7 hits and 4 runs in 10 games.
- + In the winter of **2017-18**, he played in 25 games for the Perth Heat in Australia, slashing .427/.496/.729 (41-for-96, 1.225 OPS) with 6 home runs and 11 doubles.

MIKE BROSSAU (CONT.)

MISCELLANEOUS NOTES

+ Brosseau resides in Scottsdale, Ariz., with his border collie named Doc, who was adopted at eight weeks old in 2017 while Brosseau was playing at Low-A Bowling Green.

+ He attended Oakland University (Mich.) from **2013-16**, where he finished his career as the program leader in assists and ranked in the top-10 in games played, at-bats, runs scored, doubles, home runs and total bases.

+ He played three years of varsity baseball at Andean HS (Ind.) from **2010-12**, where he helped them win its second-straight title in 2010 and earned Rookie of the Year honors.

+ Grew up a Chicago Cubs fan...his godfather was an executive at the Chicago Tribune, which owned the team at the time.

+ His bat used to hit the game- and series-winning home run in Game 5 of the **2020** ALDS against **Aroldis Chapman** of the Yankees was donated to the National Baseball Hall of Fame in Cooperstown, NY.

MINOR LEAGUE HIGHLIGHTS

+ Brosseau batted .304 (82-for-270) with 16 home runs and 60 RBI in 73 games at Triple-A Durham in **2019**, leading the International League in RBI (57) at the time of his first promotion to Tampa Bay.

+ His .321 batting average in **2017** between Class-A Bowling Green (82 games) and Class-A Charlotte (19) ranked second among Rays Minor League players, trailing only **Ronaldo Hernández** (.332).

+ Was a **2016** Gulf Coast League postseason All-Star selection in his first professional season.

POSTSEASON HIGHLIGHTS

+ Batted .250 (6-for-24) with 1 HR and 2 RBI in 14 games (5 starts) during the **2020** postseason...went 2-for-3 in Tampa Bay's 8-2 victory over Toronto in the Wild Card Game in St. Petersburg, his first 2 hits in a postseason.

+ Hit his 1st career postseason homer in Game 5 of the **2020** American League Division Series vs. the Yankees off LHP **Aroldis Chapman** to cap off a 10-pitch at-bat...the Rays won that game, 2-1, to clinch the series and advance to the ALCS and eventually the World Series.

+ Went 2-for-6 with an RBI and a walk in 5 World Series games vs. the Dodgers in **2020**.

+ Made his postseason debut in the **2019** Wild Card Game at Oakland, going 0-for-2 with a walk in Tampa Bay's 5-1 victory...did not appear again in the 2019 postseason.

CAREER HR HIGHLIGHTS

GRAND SLAMS (1)	PITCHER (INN.)
+ 9/21/22 vs. NYM	Drew Smith (7th)
PINCH HIT (4)	PITCHER (INN.)
+ 4/10/22 at CHC	Daniel Norris (7th)
+ 5/11/22 at CIN	Dauri Moreta (9th)
+ 9/21/22 vs. NYM	Drew Smith (7th)
+ 5/14/23 vs. KC	Amir Garrett (7th)
LEADOFF (1)	PITCHER (INN.)
+ 8/11/20 at BOS	Martín Pérez (1st)
MULTI-HR GAMES (2)	PITCHERS
+ 7/13/19 at BAL (G2)	J. Means/T. Scott
+ 9/2/20 at NYY	J. Montgomery/J. Holder

CAREER BATTING

YEAR	TEAM	G	AB	R	H	2B	3B	HR	RBI	SF	HB	BB	SO	SB	CS	AVG	OBP	SLG	OPS
2016	GCL Rays (R)	35	113	20	36	12	1	0	21	3	8	15	19	7	3	.319	.424	.442	.866
2017	Bowling Green (A)	82	302	50	96	21	2	6	32	1	12	26	48	5	7	.318	.393	.460	.853
	Charlotte (A+)	19	69	13	23	3	0	1	10	0	6	5	15	4	2	.333	.425	.420	.845
2018	Montgomery (AA)	104	370	53	97	24	3	13	61	7	10	29	74	11	4	.262	.327	.449	.776
2019	Durham (AAA)	73	270	53	82	21	1	16	60	3	8	34	58	2	3	.304	.394	.567	.961
	TAMPA BAY	51	132	17	36	7	0	6	16	0	2	7	39	1	0	.273	.319	.462	.781
2020	TAMPA BAY	37	86	12	26	5	1	5	12	1	3	8	31	2	0	.302	.378	.558	.936
2021	GCL Rays (R)	1	4	1	3	2	0	0	1	0	0	0	0	0	0	.750	.750	1.250	2.000
	Durham (AAA)	51	170	25	37	2	1	8	21	0	9	23	50	2	0	.218	.342	.382	.724
	TAMPA BAY	57	150	21	28	9	0	5	18	2	2	15	53	2	0	.187	.266	.347	.613
2022	Wisconsin (A+)	5	14	3	5	1	0	0	1	1	0	5	3	0	0	.357	.500	.429	.929
	Nashville (AAA)	2	9	1	3	1	0	0	0	0	0	2	0	0	0	.333	.333	.444	.777
	MILWAUKEE	70	141	15	36	5	0	6	23	0	5	14	48	2	0	.255	.344	.418	.762
2023	Nashville (AAA)	20	73	8	12	0	0	4	10	1	1	3	21	0	1	.164	.205	.329	.534
	MILWAUKEE	29	73	4	15	2	0	4	8	0	1	4	20	0	0	.205	.256	.397	.653
MINOR LEAGUE TOTALS		392	1394	227	394	87	8	48	217	16	54	140	290	31	20	.283	.367	.460	.827
MAJOR LEAGUE TOTALS		244	582	69	141	28	1	26	77	3	13	48	191	7	0	.242	.313	.428	.741

POSTSEASON BATTING

YEAR	SERIES	TEAM/OPP	G	AB	R	H	2B	3B	HR	RBI	SH	SF	HBP	BB	SO	SB	CS	AVG	OBP	SLG
2019	ALWC	TB at OAK	1	2	0	0	0	0	0	0	0	0	0	1	1	0	0	.000	.333	.000
2020	ALWC	TB vs. TOR	1	3	1	2	0	0	0	0	0	0	0	1	0	0	0	.667	.667	1.334
	ALDS	TB vs. NYY	3	5	1	2	0	0	1	1	0	0	0	2	0	0	0	.400	.400	1.400
	ALCS	TB vs. HOU	5	10	0	0	0	0	0	0	0	0	1	1	5	0	0	.000	.167	.000
	WS	TB vs. LAD	5	6	0	2	0	0	0	1	0	0	0	1	3	0	0	.333	.429	.762
POSTSEASON TOTALS			15	26	2	6	0	0	1	2	0	0	1	3	12	0	0	.231	.333	.346

MIKE BROSEAU (CONT.)

CAREER FIELDING										
YEAR	POSITION	PCT	G	GS	INN	TC	PO	A	E	DP
2019	PITCHER	1.000	3	0	4.0	1	0	1	0	0
	FIRST BASE	1.000	1	0	3.0	1	1	0	0	0
	SECOND BASE	1.000	26	21	165.0	64	25	39	0	8
	THIRD BASE	.968	18	11	111.0	31	12	18	1	2
	LEFT FIELD	1.000	5	0	11.0	2	2	0	0	0
	RIGHT FIELD	1.000	6	0	22.0	5	5	0	0	0
2020	PITCHER	-	1	0	0.1	0	0	0	0	0
	FIRST BASE	1.000	12	7	61.0	59	51	8	0	9
	SECOND BASE	1.000	9	7	55.0	32	15	17	0	8
	THIRD BASE	.935	11	8	77.0	31	6	23	2	1
	LEFT FIELD	1.000	2	1	10.0	4	4	0	0	0
	RIGHT FIELD	1.000	1	0	4.0	1	1	0	0	0
2021	FIRST BASE	.974	10	2	36.0	39	35	3	1	3
	SECOND BASE	1.000	27	22	184.0	62	20	42	0	14
	THIRD BASE	.974	23	16	140.1	39	11	27	1	2
	LEFT FIELD	1.000	1	0	6.0	3	3	0	0	0
	RIGHT FIELD	-	1	0	3.0	0	0	0	0	0
2022	PITCHER	-	3	0	3.0	0	0	0	0	0
	FIRST BASE	1.000	3	2	15.0	13	13	0	0	1
	THIRD BASE	.934	55	40	321.0	91	22	63	6	8
	SHORTSTOP	.917	4	2	19.2	12	4	7	1	2
2023	PITCHER	-	3	0	2.1	0	0	0	0	0
	FIRST BASE	1.000	4	4	28.0	23	20	3	0	1
	SECOND BASE	-	1	0	0.2	0	0	0	0	0
	THIRD BASE	.844	20	16	129.1	32	3	24	5	2
CAREER TOTALS (P)		1.000	10	0	9.2	1	0	1	0	0
CAREER TOTALS (1B)		.993	30	15	143.0	135	120	14	1	14
CAREER TOTALS (2B)		1.000	63	50	404.2	158	60	98	0	30
CAREER TOTALS (3B)		.933	127	91	778.2	224	54	155	15	15
CAREER TOTALS (SS)		.917	4	2	19.2	12	4	7	1	2
CAREER TOTALS (LF)		1.000	8	1	27.0	9	9	0	0	0
CAREER TOTALS (RF)		1.000	8	0	29.0	6	6	0	0	0

CAREER PITCHING																	
YEAR	TEAM	W-L	ERA	G	GS	SV	IP	H	R	ER	HR	HB	BB	SO	BB/9	SO/9	AVG
2019	TAMPA BAY	0-0	4.50	3	0	0	4.0	5	2	2	1	1	0	0	0.0	0.0	.294
2020	TAMPA BAY	0-0	0.00	1	0	0	0.1	0	0	0	0	0	0	1	0.0	27.0	.000
2022	MILWAUKEE	0-0	0.00	3	0	0	3.0	2	0	0	0	0	1	0	3.0	0.0	.167
2023	MILWAUKEE	0-0	3.86	3	0	0	2.1	1	1	1	1	0	1	0	3.9	0.0	.125
MAJOR LEAGUE TOTALS		0-0	2.79	10	0	0	9.2	8	3	3	2	1	2	1	1.9	0.9	.211

CAREER TRANSACTIONS

2016: Signed by Tampa Bay as an undrafted free agent (James Bonnici), June 14...**2021:** Placed on 10-day IL, right oblique strain, July 9-19...acquired by Milwaukee from Tampa Bay for RHP **Evan Reifert**, Nov. 13...**2022:** Placed on 10-day IL, right ankle sprain, June 3-23...placed on 10-day IL, right oblique strain, Aug. 23-Sept. 7...**2023:** Signed by Chiba Lotte (Japan), July 29...signed by Kansas City as a minor league free agent, Dec. 7.



LUIS CESSA (SESS-uh) #56 | RHP
NON-ROSTER INVITEE

B/T	HT/WT	BORN (OPENING DAY AGE)	SERVICE TIME
R/R	5-11/220	April 25, 1992 (31) in Córdoba, México	6 years, 5 days
ACQUIRED	SIGNING SCOUT		OPTION YEARS USED
Signed as MiLB FA, 11/18/23	-		3/3

ROYAL RUNDOWN

- + 8-year Major League veteran with NYY & CIN + First MLB Save: 8/25/18 at BAL
- + First MLB Win: 6/29/16 vs. TEX + MLB debut: 4/8/16 at DET
- + Has made 5 Opening Day rosters + 2023 World Baseball Classic participant (MEX)
- + Was a color analyst for FOX LA in 2016 WS + 2015 Eastern League midseason All-Star

YEAR	TEAM	W	L	ERA	G	GS	IP	H	R	ER	HR	BB	SO	BB/9	SO/9	AVG
2023	CIN	1	4	9.00	7	6	26.0	46	26	26	3	12	11	4.2	3.8	.397
CAREER (9 YRS)		17	22	4.43	208	34	425.0	423	230	209	66	141	331	3.0	7.0	.258

CAREER HIGHLIGHTS

- + **Luis Cessa** joins the Royals in **2024** to mark his seventh MLB organization, after spending the first eight seasons (**2008-15**) of his pro career with the Mets before being dealt to Detroit midseason in **2015** and joining the Yankees later that offseason...joined the Reds via trade in **2021** and pitched for them until **2023**...pitched for Washington and Colorado's Triple-A affiliates in **2023**.
- + Pitched in 1 game for Team México in the **2023** World Baseball Classic.
- + Has made five Opening Day rosters: **2016, 2019, 2021** with the Yankees and **2022-23** with Cincinnati.
- + Made his 200th career appearance on Sept. 28, **2022** at Pittsburgh.
- + Was thrust into Cincinnati's starting rotation following the **2022** Trade Deadline when RHP **Luis Castillo** (Mariners) and RHP **Tyler Mahle** (Twins) were traded and several other Reds starters suffered injuries.
- + Since converting to a starter, he has gone 2-7 with a 6.13 ERA (47 ER in 69.0 IP).
- + Has endured four stints on the Injured List since reaching the Majors, none of which for right arm injuries, and none since **2022**.
- + Had a career year in **2021**, posting a 2.51 ERA (18 ER in 64.2 IP) between his time with the Yankees and Reds...he set career highs in appearances (53) and wins (5).
- + Spent parts of six seasons with the Yankees from **2016-21**, going 10-13 with a 4.19 ERA (136 ER in 292.0 IP) across 131 games (19 starts, all from **2016-18**).
- + Has been traded three times in his career...**2015** Trade Deadline from the Mets to Detroit with RHP **Michael Fulmer** for OF **Yoenis Céspedes**...**2015-16** offseason from Detroit to the Yankees with RHP **Chad Green** for LHP **Justin Wilson**...**2021** Trade Deadline from the Yankees to Cincinnati with LHP **Justin Wilson** for a PTBNL (RHP **Jason Parker**).

CAREER HIGHS

STRIKEOUTS	INNINGS
8 (2x), last 9/8/22 at CHC	6.0 (7x), last 9/28/22 at PIT

STREAKS

SCORELESS	HOMERLESS
12.2 IP 8/26/20 - 9/23/20	27.0 IP 8/26/20 - 5/7/21

2023 HIGHLIGHTS

- + Cessa made just 7 appearances (6 starts) for Cincinnati, going 1-4 with a 9.00 ERA (26 ER in 26.0 IP) before being released on May 14.
- + Signed with Colorado on May 21 and pitched in Triple-A, but was released on July 3...signed with Washington on July 6, but was released on Aug. 30 after pitching for their Triple-A affiliate.

MINOR LEAGUE NOTES

- + Is a career 46-46 with 4 saves and a 3.83 ERA (319 ER in 749.1 IP) in 155 minor league games (128 starts) since **2011**.
- + Combined to go 8-10 with a 4.52 ERA (70 ER in 139.1 IP) in 25 starts between Double-A Binghamton and Triple-A Las Vegas in the Mets organization and Triple-A Toledo in the Tigers organization in **2015**.
- + Went 8-4 with a 3.12 ERA (45 ER in 130.0 IP) and 1 complete game in 21 starts at Single-A Savannah in **2013**.
- + Converted to pitching in **2011** and split the year between the DSL Mets 2 and the GCL Mets, going 4-3 with 1 save and a 3.19 ERA (19 ER in 53.2 IP).
- + Began his professional career with the Dominican Summer League Mets as an infielder in **2009-10**.

MISCELLANEOUS NOTES

- + Cessa resides in Chandler, Ariz. with his wife, Nancy, and their son, Luis.
- + Was a color analyst for FOX Latin America's broadcast of the **2016** World Series.

POSTSEASON HIGHLIGHTS

- + Pitched 2.0 innings in New York's 12-3 win over Cleveland in Game 1 of the AL Wild Card Series in **2020**.
- + Allowed 1 run on 1 hit across 2 appearances in the **2020** ALDS vs. Tampa Bay, striking out 2 but also issuing 2 walks.
- + Pitched 4.0 scoreless innings across 2 outings in the **2019** ALCS vs. Houston, striking out 4 batters and allowing just 2 hits and a hit batter.

LUIS CESSA (CONT.)

CAREER PITCHING																	
YEAR	TEAM	W-L	ERA	G	GS	SV	IP	H	R	ER	HR	HB	BB	SO	BB/9	SO/9	AVG
2009	DSL Mets	Did not pitch (began career as an infielder)															
2010	DSL Mets 1	Did not pitch (began career as an infielder)															
2011	DSL Mets 2	0-1	2.49	5	5	0	21.2	19	8	6	0	1	3	23	1.3	9.6	.241
	GCL Mets (R)	4-2	3.66	10	1	1	32.0	29	15	13	1	1	10	23	2.8	6.5	.238
2012	Brooklyn (A)	5-4	2.49	13	13	0	72.1	64	21	20	4	2	13	44	1.6	5.5	.241
2013	Savannah (A)	8-4	3.12	21	21	0	130.0	136	53	45	11	0	19	124	1.3	8.6	.268
2014	St. Lucie (A+)	7-8	4.00	20	20	0	114.2	110	54	51	7	3	27	83	2.1	6.5	.253
	Binghamton (AA)	0-1	12.27	1	1	0	3.2	7	5	5	2	1	2	3	4.9	7.4	.412
2015	Binghamton (AA)	7-4	2.56	13	13	0	77.1	77	25	22	2	0	17	61	2.0	7.1	.261
	Las Vegas (AAA)	0-3	8.51	5	5	0	24.1	40	25	23	3	1	4	24	1.5	8.9	.354
	Toledo (AAA)	1-3	5.97	7	7	0	37.2	46	27	25	2	2	15	34	3.6	8.1	.307
2016	Scranton/WB (AAA)	6-3	3.03	15	14	0	77.1	66	33	26	8	0	23	69	2.7	8.0	.235
	NY YANKEES	4-4	4.35	17	9	0	70.1	64	36	34	16	3	14	46	1.8	5.9	.241
2017	Scranton/WB (AAA)	4-6	3.45	14	13	0	78.1	75	37	30	7	2	26	67	3.0	7.7	.253
	NY YANKEES	0-3	4.75	10	5	0	36.0	36	21	19	7	3	17	30	4.3	7.5	.257
2018	Tampa (A+)	0-1	10.80	1	1	0	1.2	3	2	2	0	0	4	1	21.6	5.4	.375
	Trenton (AA)	0-1	2.70	2	2	0	10.0	6	4	3	0	0	1	12	0.9	10.8	.167
	Scranton/WB (AAA)	3-0	2.73	6	5	0	26.1	19	9	8	1	0	4	25	1.4	8.5	.196
	NY YANKEES	1-4	5.24	16	5	2	44.2	51	27	26	5	0	13	39	2.6	7.9	.282
2019	NY YANKEES	2-1	4.11	43	0	1	81.0	75	42	37	14	3	31	75	3.4	8.3	.246
2020	NY YANKEES	0-0	3.32	16	0	1	21.2	20	10	8	2	0	7	17	2.9	7.1	.235
2021	NY YANKEES	3-1	2.82	29	0	0	38.1	31	17	12	2	0	17	31	4.0	7.3	.218
	CINCINNATI	2-1	2.05	24	0	0	26.1	24	7	6	3	0	2	23	0.7	7.9	.245
2022	CINCINNATI	4-4	4.57	46	10	0	80.2	76	44	41	14	2	28	59	3.1	6.6	.250
2023	Albuquerque (AAA)	0-2	8.44	6	6	0	21.1	30	20	20	5	0	10	19	4.2	8.0	.333
	Rochester (AAA)	1-3	8.71	16	1	3	20.2	24	22	20	4	2	10	23	4.4	10.0	.286
	CINCINNATI	1-4	9.00	7	6	0	26.0	46	26	26	3	1	12	11	4.2	3.8	.397
MINOR LEAGUE TOTALS		46-46	3.83	155	128	4	749.1	751	360	319	57	15	188	635	2.26	7.63	.261
MAJOR LEAGUE TOTALS		17-22	4.43	208	35	4	425.0	423	230	209	66	12	141	331	2.99	7.01	.258

POSTSEASON PITCHING																		
YEAR	SERIES	TEAM/OPP	W-L	ERA	G	GS	SV	IP	H	R	ER	HR	HB	BB	SO	BB/9	SO/9	AVG
2019	ALCS	NY Yankees vs. HOU	0-0	0.00	2	0	0	4.0	2	0	0	0	1	0	4	0.0	9.0	.154
2020	ALWC	NY Yankees vs. CLE	0-0	4.50	1	0	0	2.0	2	1	1	0	0	1	1	4.5	4.5	.250
	ALDS	NY Yankees vs. TB	0-0	4.50	2	0	0	2.0	1	1	1	0	0	2	2	9.0	9.0	.143
POSTSEASON TOTALS			0-0	2.25	5	0	0	8.0	5	2	2	0	1	3	7	3.4	7.9	.179

WORLD BASEBALL CLASSIC PITCHING																	
YEAR	TEAM	W-L	ERA	G	GS	SV	IP	H	R	ER	HR	HB	BB	SO	BB/9	SO/9	AVG
2023	MÉXICO	0-0	4.50	1	0	0	2.0	2	1	1	0	0	0	1	0.0	4.5	.286

CAREER BATTING									
AB	H	2B	3B	HR	RBI	K	AVG	OBP	SLG
2	0	0	0	0	0	2	.000	.000	.000

CAREER FIELDING						
PCT	G	TC	PO	A	E	DP
.963	208	84	31	50	3	3

CAREER TRANSACTIONS

2008: Signed by the Mets as a non-drafted free agent, July 9...**2015:** Acquired by Detroit with RHP **Michael Fulmer** for OF **Yoenis Céspedes**, July 31...acquired by the Yankees with RHP **Chad Green** for LHP **Justin Wilson**, Dec. 9...**2017:** Placed on 10-day IL, ribcage injury, Aug. 15-end of season...transferred to 60-day IL, Sept. 1...**2018:** Placed on 10-day IL, left oblique strain, April 19-June 20...**2020:** Placed on IL, July 7-Aug. 5...**2021:** Acquired by Cincinnati with LHP **Justin Wilson** for a Player To Be Named Later (RHP **Jason Parker**, Aug. 30), July 27...**2022:** Placed on 15-day IL, left intercostalis muscle strain, July 7-Aug. 1...**2023:** Signed by Colorado as a minor league free agent, May 21...signed by Washington as a minor league free agent, July 6...signed by Kansas City as a minor league free agent, Nov. 18.

CHRISTIAN CHAMBERLAIN



CHRISTIAN CHAMBERLAIN

#78 | LHP

NON-ROSTER INVITEE

B/T	HT/WT	BORN (OPENING DAY AGE)	SERVICE TIME
L/L	5-10/185	July 20, 1999 (24) in Grand Junction, Colo.	0 days
ACQUIRED	SIGNING SCOUT	OPTION YEARS USED	
4th Round, 2020 Draft	Joe Ross	0/3	

ROYAL RUNDOWN

+ Oregon State University alumnus (2018-20) + 2022 Arizona Fall League Fall Star

CAREER HIGHLIGHTS

- + **Christian Chamberlain** earned his first invitation to Major League Spring Training in **2024** after splitting his **2023** campaign between Double-A Northwest Arkansas and Triple-A Omaha.
- + Pitched for High-A Quad Cities (13 games, 4 starts) and Double-A Northwest Arkansas (20 games) in **2022**, striking out 72 batters across 49.0 innings pitched.
- + Following the season, he pitched for Surprise in the Arizona Fall League and was named to the Fall Stars Game after posting a 3.48 ERA (4 ER in 10.1 IP) with 12 strikeouts in 8 relief appearances.
- + A 4th round selection in the **2020** Draft, he didn't make his professional debut until **2021**, when he made 2 appearances for High-A Quad Cities.

MISCELLANEOUS NOTES

- + Chamberlain resides in Reno, Nev.
- + Attended Oregon State University from **2018-20**, where—as a freshman—he matched a College World Series record with 11 strikeouts in 1 relief outing, 8 of which came on his curveball.
- + Graduated from Reno High School (Nev.) in **2017**, where he hit .485 with 24 extra-base hits and 20 stolen bases as a senior, while pitching to a 9-1 record with a 1.06 ERA and 130 strikeouts in 59.0 innings on the mound.

CAREER PITCHING

YEAR	TEAM	W-L	ERA	G	GS	SV	IP	H	R	ER	HR	HB	BB	SO	BB/9	SO/9	AVG
2020		Did not play (no minor league season)															
2021	Quad Cities (A+)	1-0	4.91	2	0	0	3.2	3	2	2	0	0	1	6	2.5	14.7	.214
2022	Quad Cities (A+)	0-1	4.29	13	4	0	21.0	12	10	5	0	20	39	8.6	16.7	.164	
	NW Arkansas (AA)	3-0	7.71	20	0	0	28.0	35	25	24	4	3	27	33	8.7	10.6	.297
2023	NW Arkansas (AA)	1-2	1.99	20	0	0	31.2	13	10	7	0	5	22	49	6.3	13.9	.120
	Omaha (AAA)	1-2	8.51	26	0	0	24.1	22	28	23	5	3	28	35	10.4	13.0	.239
MINOR LEAGUE TOTALS		6-5	5.47	81	4	0	108.2	85	75	66	14	11	98	162	8.1	13.4	.210

CAREER TRANSACTIONS

2020: Selected by Kansas City in the 4th round of Draft (Joe Ross).

CHANDLER CHAMPLAIN



CHANDLER CHAMPLAIN

#93 | RHP

NON-ROSTER INVITEE

B/T	HT/WT	BORN (OPENING DAY AGE)	SERVICE TIME
R/R	6-4/235	July 23, 1999 (24) in Mission Viejo, Calif.	0 days
ACQUIRED	SIGNING SCOUT	OPTION YEARS USED	
Trade w/ Yankees, 7/27/22	-	0/3	

ROYAL RUNDOWN

- + 2023 Royals MiLB leader in wins, WHIP & IP
- + Acquired in Andrew Benintendi deal from NY Yankees
- + Started 1st ever MiLB Field of Dreams Game
- + Opposed Bobby Witt Jr. in 17 UA All-America Game

CAREER HIGHLIGHTS

- + **Chandler Champlain** earned his first invitation to Major League Spring Training in **2024** after splitting his **2023** season between High-A Quad Cities and Double-A Northwest Arkansas.
- + Pitched in 16 games for Low-A Tampa in **2022** before being acquired by the Royals with RHP **Beck Way** and LHP **T.J. Sikkema** in exchange for OF **Andrew Benintendi** on July 27...reported to High-A Quad Cities, where he covered 32.0 innings in 8 games (7 starts) to finish the year.
- + Started the first MiLB Field of Dreams game for Quad Cities on Aug. 9, **2022** and earned his 1st win as a Royal with 6.1 innings of 2-run ball and 7 strikeouts... in [an article](#) by MiLB.com's **Sam Dykstra**, Champlain said: "Best day of my life. In my baseball career, that's the best day of my life. I couldn't have asked for a better performance from my team tonight. This atmosphere -- which I've never experienced before -- and also the pressures and stress of a new team environment, new coaches, new routines ... today just went perfect."
- + A 9th round selection in the **2021** Draft by the Yankees, he didn't make his professional debut until **2022**...he was originally drafted in the 38th round of the **2018** Draft by the Angels, but he did not sign.

2023 HIGHLIGHTS

- + Champlain pitched for High-A Quad Cities (11 starts) and Double-A Northwest Arkansas (14 starts), combining to go 11-8 with a 3.33 ERA (50 ER in 135.1 IP) and 125 strikeouts to just 43 walks.
- + He ranked among Royals organization leaders in wins (1st), innings pitched (1st), WHIP (1st, 115), starts (T-2nd, 25), ERA (3rd), opponents' average (3rd, .225), winning percentage (4th, .579) and strikeouts (6th).
- + Was excellent in May with the River Bandits, going 3-1 with a 0.75 ERA (2 ER in 24.0 IP) with 26 strikeouts to just 5 walks...he won Midwest League Pitcher of the Week from May 1-7.
- + Made his Double-A debut on June 22 at Tulsa and proceeded to dominate in July, going 2-0 with a 2.42 ERA (6 ER in 22.1 IP) across 4 starts, which included a Texas League Pitcher of the Week honor from July 24-30, when he allowed just 1 run over 12.0 innings across 2 starts with 10 strikeouts.
- + On July 27 at Arkansas, he spun 6.0 no-hit innings with 6 strikeouts en route to his 2nd Double-A win... he was [featured as the MLB Network Prospect Spotlight](#) on Aug. 1.

MISCELLANEOUS NOTES

- + Champlain resides in Capistrano Beach, Calif.
- + In three seasons at USC from **2019-21**, he went 5-8 with a 5.31 ERA (75 ER in 127.0 IP) with 107 strikeouts in 36 games (21 starts).
- + Graduated from Santa Margarita Catholic HS (Calif.) in **2018**...prior to graduation, was named a **2017** Under Armour All-American, and pitched a scoreless 7th inning under the tutelage of National Team Manager **Wes Helms**, and opposed **Bobby Witt Jr.**, who played on the American Team.
- + Played for Team USA National Teams from **2014-17**.

CAREER PITCHING

YEAR TEAM	W-L	ERA	G	GS	SV	IP	H	R	ER	HR	HB	BB	SO	BB/9	SO/9	AVG
2021	Did not play															
2022 Tampa (A)	2-5	4.30	16	15	0	73.1	72	38	35	11	0	19	94	2.3	11.5	.251
Quad Cities (A+)	1-3	9.84	8	7	0	32.0	58	35	35	3	2	11	22	3.1	6.2	.414
2023 Quad Cities (A+)	6-3	2.74	11	11	0	62.1	48	20	19	5	4	18	61	2.6	8.8	.214
NW Arkansas (AA)	5-5	3.82	14	14	0	73.0	64	38	31	11	4	25	64	3.1	7.9	.234
MINOR LEAGUE TOTALS	14-16	4.49	49	47	0	240.2	242	131	120	30	10	73	241	2.7	9.0	.262

CAREER TRANSACTIONS

2018: Selected by the Angels in the 38th round of Draft, but did not sign...**2021:** Selected by the Yankees in the 9th round of Draft...**2022:** Acquired by Kansas City with RHP **Beck Way** and LHP **T.J. Sikkema** for OF **Andrew Benintendi**, July 27.



AUSTIN COX
NON-ROSTER INVITEE

#53 | LHP

B/T	HT/WT	BORN (OPENING DAY AGE)	SERVICE TIME
L/L	6-4/235	March 28, 1997 (27) in Macon, Ga.	104 days
ACQUIRED	SIGNING SCOUT	OPTION YEARS USED	
5th round, 2018 Draft	Jim Buckley (Royals)	1/3	

ROYAL RUNDOWN

- + ML Spring Training invitee in 2021-24
- + MLB debut: 5/4/23 vs. BAL
- + First MLB Save: 8/4/23 at PHI
- + 2019 South Atlantic League All-Star

YEAR	TEAM	W	L	ERA	G	GS	IP	H	R	ER	HR	BB	SO	BB/9	SO/9	AVG
2023	KC	0	1	4.54	24	3	35.2	28	20	18	2	17	33	4.3	8.3	.220

CAREER HIGHLIGHTS

+ **Austin Cox** received his fourth consecutive invitation to big league camp in **2024**, but underwent knee surgery last fall after suffering a sprained ACL in September **2023**.

+ Spent the entire **2022** season with Triple-A Omaha after earning his second consecutive invitation to Major League Spring Training.

+ Made 29 appearances (24 starts) for the Storm Chasers in **2022**, in which he went 7-7 and recorded his 1st career save while maintaining a 4.21 ERA (69 ER in 147.1 IP) and 105 strikeouts.

+ In **2021**, he earned his first Major League invitation to Spring Training and went 4-1 with a 3.00 ERA (21 ER in 63.0 IP) and 56 strikeouts (8.0 K/9) through 15 starts at Double-A Northwest Arkansas, and started Game 1 of the Double-A Central Championship Series vs. Wichita.

+ Following the Championship Series, he was promoted to Triple-A Omaha, where he made 2 appearances (1 start).

+ Spent the **2020** season at the Alternate Training Site and participated in the Royals Postseason Camp at Kauffman Stadium in October.

+ In **2019**, Cox earned South Atlantic midseason All-Star honors with Lexington, where he made 13 starts and posted a 2.75 ERA (23 ER in 75.1 IP) and 77 strikeouts before earning a promotion to High-A Wilmington.

+ His 8 wins in **2019** trailed only **Brady Singer** (12), **Jonathan Bowlan** (11) and **Kris Bubic** (11), for most among Royals minor league pitchers.

+ Tossed 12.0 scoreless innings with 14 strikeouts and 3 walks over 2 postseason starts in **2019**, including 6.0 innings of 1-hit ball in a Game 4 victory (2-0) in the Carolina League Championship Series.

2023 HIGHLIGHTS

+ Cox had his contract selected for the first time on May 3, **2023** and enjoyed three stints on the Major League roster, from May 3-4, June 7-July 4 and July 19-Sept. 9, after which he was placed on the 60-day Injured List with a left knee sprain after injuring himself trying to cover first base in Toronto on Sept. 8.

+ Made his big league debut on May 4 vs. Baltimore and worked 2.0 scoreless innings with 1 walk and his 1st strikeout to **Anthony Santander**.

CAREER HIGHS

STRIKEOUTS	INNINGS
4 (2x), last 7/3/23 at MIN	4.2, 7/3/23 at MIN

STREAKS

SCORELESS	HOMERLESS
14.1 IP 5/4/23 - 6/28/23	18.2 IP 6/28/23 - 9/3/23

MOST BATTERS WITHOUT ALLOWING A HIT TO BEGIN A CAREER SINCE 1961*

PITCHER (TEAM)	BATTERS	DATES
1. Austin Cox (KC)	39	May 4-June 22, 2023
T2. Mark Rogers (MIL)	32	Sept. 10-Oct. 1, 2010
T2. Joel McKeon (CWS)	32	May 6-25, 1986

*according to *Elias*

LONGEST SCORELESS STREAK TO BEGIN A CAREER IN ROYALS HISTORY*

PITCHER (YEAR)	IP
1. Bob McClure (1975-76)	17.0
2. Aaron Crow (2011)	15.1
T3. Austin Cox (2023)	14.1
T3. Kris Wilson (2000)	14.1

*according to *Elias*

2023 HIGHLIGHTS (CONT.)

+ He began his Major League career by retiring 35 of the first 39 batters he faced across 6 relief appearances, allowing only 4 walks...his 39 batters without allowing a hit marked the longest such streak in the Expansion Era (since 1961), according to *Elias*, surpassing the record shared by **Mark Rogers** (32, Sept. 10-Oct. 1, 2010) and **Joel McKeon** (32, May 6-25, 1986), and the previous Royals record, held by **D.J. Carrasco** (23, April 2-14, 2003).

+ Recorded a 14.1-inning scoreless/homerless streak to begin his career, which tied **Kris Wilson** (2000) for the 3rd-longest scoreless-inning streak to begin a career in Royals history, according to *Elias*, trailing **Bob McClure** (17.0 IP) from 1975-76 and **Aaron Crow** (15.1 IP) in 2011.

+ Earned his 1st Major League save on Aug. 4 in Philadelphia, becoming the 42nd left hander to record a save in franchise history.

+ In 3 starts with the Royals, he allowed 7 runs in 10.1 innings, but in 21 relief appearances, he had a 3.91 ERA (11 ER in 25.1 IP) with 1 save.

+ Made 12 appearances (9 starts) with Triple-A Omaha and went 2-1 with a 3.61 ERA (19 ER in 47.1 IP) with 39 strikeouts.

AUSTIN COX (CONT.)

MISCELLANEOUS NOTES

- + Austin resides in Kansas City, Mo., with his wife, Hope, with whom he celebrated their wedding on Dec. 16, **2022** in Charleston, S.C...they have a dog, Rosie, and they welcomed their first child, Cooper, together on Nov. 6, **2023**.
- + Graduated from First Presbyterian Day School (Ga.) in **2015**, the same school that LHP **Richard Lovelady** attended...he pitched to a 2.19 career ERA and was captain of the football team.
- + Pitched at Mercer University (Ga.) from **2016-18**, where he led the club with 17 starts as a junior...his 12.7 K/9 rate was the 2nd-highest mark in all of DI baseball, behind only 2022 AL All-Star **Shane Bieber** at the University of South Florida (14.1).

CAREER BATTING

AB	H	2B	3B	HR	RBI	K	AVG	OBP	SLG
0	0	0	0	0	0	0	.000	.000	.000

CAREER FIELDING

PCT	G	TC	PO	A	E	DP
1.000	24	3	1	2	0	0

CAREER PITCHING

YEAR	TEAM	W-L	ERA	G	GS	SV	IP	H	R	ER	HR	HB	BB	SO	BB/9	SO/9	AVG
2018	Burlington (R)	1-1	3.78	9	9	0	33.1	29	19	14	1	1	15	51	4.1	13.8	.228
2019	Lexington (A)	5-3	2.75	13	13	0	75.1	59	30	23	5	1	22	77	2.6	9.2	.206
	Wilmington (A+)	3-3	2.77	11	10	0	55.1	53	19	17	6	1	16	52	2.6	8.5	.260
2020		Did not play (no minor league season)															
2021	NW Arkansas (AA)	4-1	3.00	15	15	0	63.0	54	23	21	8	0	25	56	3.6	8.0	.232
	Omaha (AAA)	0-0	18.00	2	1	0	5.0	9	10	10	3	2	5	4	9.0	7.2	.375
2022	Omaha (AAA)	7-7	4.21	29	24	1	147.1	161	80	69	20	6	50	105	3.1	6.4	.273
2023	Omaha (AAA)	2-1	3.61	12	9	0	47.1	45	20	19	12	2	21	39	4.0	7.4	.263
	KANSAS CITY	0-1	4.54	24	3	1	35.2	28	20	18	2	2	17	33	4.3	8.3	.220
MINOR LEAGUE TOTALS		22-16	3.65	91	81	1	426.2	410	201	173	55	13	154	384	3.3	8.1	.251
MAJOR LEAGUE TOTALS		0-1	4.54	24	3	1	35.2	28	20	18	2	2	17	33	4.3	8.3	.220

CAREER TRANSACTIONS

2018: Selected by Kansas City in 5th round of Draft (Jim Buckley)...**2023**: Placed on 60-day IL, sprained left ACL, Sept. 9-Nov. 2...signed with Kansas City as a minor league free agent, Nov. 28.



TYLER CROPLEY



TYLER CROPLEY

#79 | C

NON-ROSTER INVITEE

B/T	HT/WT	BORN (OPENING DAY AGE)	SERVICE TIME
R/R	5-11/205	Dec. 10, 1995 (28) in Sioux City, Iowa	19 days
ACQUIRED		SIGNING SCOUT	OPTION YEARS USED
Signed as MiLB FA, 10/8/20		Brandon Larson (Nationals)	0/3

ROYAL RUNDOWN

- + ML Spring Training invitee in 2022-24
- + MLB debut: 9/19/23 vs. CLE
- + First MLB hit: 9/19/23 vs. CLE (1B, N. Sandlin)
- + Univ. of Iowa alumnus, 2017-18
- + 2018 Johnny Bench Award semifinalist
- + 8th round selection by Washington in 2018

YEAR	TEAM	G	AB	R	H	2B	3B	HR	RBI	BB	SO	SB	CS	AVG	OBP	SLG
2023	KC	2	6	0	1	0	0	0	1	0	2	0	0	.167	.143	.167

CAREER HIGHLIGHTS

- + **Tyler Cropley** has been a non-roster invitee with the Royals in each of the least three seasons since **2022**.
- + Appeared in just 36 games across three levels of Kansas City's minor league system due to injury in **2022**, with stops in Arizona (2 games), Low-A Columbia (3) and Double-A Northwest Arkansas (31).
- + In **2021**, he appeared in 26 games with Double-A Northwest Arkansas and collected his first Double-A home run on May 23 at Springfield.
- + Was released by Washington on May 29, **2020**, and signed with Kansas City on Oct. 8.
- + In his professional debut in **2018**, he hit .310 across 14 games with the GCL Nationals and Low-A Auburn.

2023 HIGHLIGHTS

- + Cropley had two stints with the Royals in September and played in only 2 games, and split the rest of the season between Double-A and Triple-A.
- + On Sept. 19 vs. Cleveland, he started and became the ninth different Royals player to debut in **2023**...he recorded his 1st career RBI on a sacrifice fly in the 5th inning, before adding his 1st career hit with a single to lead off the 8th off **Nick Sandlin**.

2023 HIGHLIGHTS (CONT.)

- + Also got the start in Houston on Sept. 23 and caught all 9.0 innings as the Royals won 3-2 at Minute Maid Park in Game 2 of an eventual 3-game sweep.

- + Spent most of the year with Double-A Northwest Arkansas, where he played in 43 games and slashed .234/.329/.359 (34-for-145), with 10 of his 34 hits going for extra bases, including 6 doubles and 4 home runs...he played in 2 games with Triple-A Omaha.

MISCELLANEOUS NOTES

- + Tyler resides in Cedar Rapids, Iowa, with his wife, Taylor, and their son, Trey, who was born Feb. 14, **2023**.
- + Transferred to the University of Iowa in **2017**, where he was a semifinalist for the **Johnny Bench** Award as a senior and was a First-Team All-Big Ten selection after leading the Hawkeyes in batting average (.342).
- + Attended Iowa Western Community College from **2015-16**, where he led the team to a 106-22 record over two seasons, winning back-to-back conference titles and finished 4th at the NJCAA World Series in **2016**.
- + Was a three-time high school all-state selection at Bishop Heelan Catholic High School in Sioux City, Iowa, and had his No. 2 retired in December **2023**...was all-state and all-division in football and he placed 3rd in Class 3A in long jump as a senior.

CAREER BATTING

YEAR	TEAM	G	AB	R	H	2B	3B	HR	RBI	SF	HB	BB	SO	SB	CS	AVG	OBP	SLG	OPS
2018	GCL Nationals (R)	10	30	3	11	1	0	0	8	0	1	8	2	1	0	.367	.513	.400	.913
	Auburn (A)	4	12	3	2	1	0	0	1	0	1	1	1	0	0	.167	.286	.250	.536
2019	Hagerstown (A)	41	123	14	23	5	0	2	8	1	7	12	32	1	2	.187	.294	.276	.570
2020	Did not play (no minor league season)																		
2021	NW Arkansas (AA)	26	67	8	13	2	0	2	6	0	5	8	15	0	0	.194	.325	.313	.638
2022	ACL Royals (R)	2	5	0	1	1	0	0	0	0	0	1	0	0	0	.200	.333	.400	.733
	Columbia (A)	3	11	1	3	0	0	0	0	0	0	1	1	0	0	.273	.273	.273	.546
	NW Arkansas (AA)	31	92	7	15	5	0	2	7	2	5	8	22	0	0	.163	.262	.283	.545
2023	NW Arkansas (AA)	43	145	17	34	6	0	4	17	1	2	19	39	0	1	.234	.329	.359	.688
	Omaha (AAA)	2	5	0	1	0	1	0	3	0	0	1	3	0	0	.200	.333	.600	.933
	KANSAS CITY	2	6	0	1	0	0	0	1	1	0	0	2	0	0	.167	.143	.167	.310
MINOR LEAGUE TOTALS		162	490	53	103	21	1	10	50	4	21	58	115	3	3	.210	.318	.318	.636
MAJOR LEAGUE TOTALS		2	6	0	1	0	0	0	1	1	0	0	2	0	0	.167	.143	.167	.310

CAREER FIELDING

YEAR	POSITION	PCT	G	GS	INN	TC	PO	A	E	DP	PB	SB	CS	CS%
2023	CATCHER	1.000	2	2	17.0	15	14	1	0	0	0	4	0	0.0%

CAREER TRANSACTIONS

2018: Selected by Washington in 8th round of Draft (Brandon Larson)...**2020**: Signed by Kansas City as minor league free agent, Oct. 8.

CAM DEVANNEY



CAM DEVANNEY (duh-VAY-nee)

#99 | IF

NON-ROSTER INVITEE

B/T	HT/WT	BORN (OPENING DAY AGE)	SERVICE TIME
R/R	6-1/200	April 13, 1997 (26) in Nashua, N.H.	0 days
ACQUIRED	SIGNING SCOUT	OPTION YEARS USED	
Trade w/ Brewers, 12/14/23	Taylor Frederick (Brewers)	0/3	

ROYAL RUNDOWN

+ Major League Spring Training invitee in 2024 + 2022 MiLB.com Organization All-Star (MiLB)

CAREER HIGHLIGHTS

+ **Cam Devanney** joins the Royals in **2024** for his first Spring Training after being acquired via trade from Milwaukee in December...he was brought in with minor league RHP **Ryan Brady** for RHP **Taylor Clarke** on Dec. 14 to clear a 40-man roster spot for the signing of RHP **Seth Lugo**.

+ Played in 128 games in **2022**, split between Double-A Biloxi (115 games) and Triple-A Nashville (13), batting .264 (119-for-451) while setting career highs in games played, plate appearances (515), runs (69), hits, doubles (32), home runs (23) and RBI (68).

+ Was named a **2022** MiLB.com Organization All-Star.

+ Appeared in just 87 games with Double-A Biloxi in **2021**.

+ Following the **2019** Draft, when he was selected in the 15th round, he reported to the ACL Brewers and batted .330 (35-for-106) across 28 games and earned a promotion to rookie-level Rocky Mountain, where he played in 33 games, posting an .804 OPS to complete his first professional season.

2023 HIGHLIGHTS

+ Appeared in 10 games during Spring Training as a minor league camp transplant and batted .300 (3-for-10) with 1 home run.

+ Spent the entire season with Triple-A Nashville, slashing .271/.362/.461 (91-for-336, .823 OPS) with 27 doubles, 2 triples, 11 home runs, 47 RBI and 46 walks to 71 strikeouts while playing the majority of the year at shortstop (70 games, 67 starts).

+ Following a slow start to the season through May, he slashed .303/.365/.636 (20-for-66, 1.001 OPS) in June with 8 doubles and 4 home runs in 20 games.

+ Finished the season on a .315/.397/.492 (39-for-124, .889 OPS) clip from Aug. 1-end of the year, collecting 11 doubles, 3 home runs and 19 RBI with 17 walks over his final 38 games of the season.

MISCELLANEOUS NOTES

+ Cam resides in Hudson, N.H.

+ He graduated from Central Catholic HS (N.H.) in **2015**, where he was twice a league All-Star and a two-time Merrimack Valley Conference MVP (2013, 2015).

+ Attended Elon University (N.C.) from **2016-19**, where he was a captain of the baseball team and named Second-Team All-CAA as a redshirt junior... was teammates with Mariners ace **George Kirby** from **2017-19**.

CAREER BATTING

YEAR	TEAM	G	AB	R	H	2B	3B	HR	RBI	SF	HB	BB	SO	SB	CS	AVG	OBP	SLG	OPS
2019	Rocky Mountain (R)	33	114	20	28	7	1	5	20	2	4	15	30	4	4	.246	.348	.456	.804
	ACL Brewers Blue (R)	28	106	23	35	5	2	2	14	1	5	13	11	13	4	.330	.424	.472	.896
2020		Did not play (no minor league season)																	
2021	Biloxi (AA)	87	291	23	51	10	0	5	30	4	8	31	94	1	2	.175	.269	.261	.530
2022	Biloxi (AA)	115	402	59	104	28	1	20	57	5	9	43	96	6	2	.259	.340	.483	.823
	Nashville (AAA)	13	49	10	15	4	0	3	11	2	0	5	14	0	0	.306	.357	.571	.928
2023	Nashville (AAA)	103	336	57	91	27	2	11	47	3	4	46	71	6	5	.271	.362	.461	.823
MINOR LEAGUE TOTALS		379	1298	192	324	81	6	46	179	17	30	153	316	30	17	.250	.338	.428	.766

CAREER TRANSACTIONS

2019: Selected by Milwaukee in 15th round of Draft (Taylor Frederick)...**2023:** Acquired by Kansas City with RHP **Ryan Brady** from Milwaukee for RHP **Taylor Clarke**, Dec. 14.



TYLER DUFFEY #21 | RHP
NON-ROSTER INVITEE

B/T	HT/WT	BORN (OPENING DAY AGE)	SERVICE TIME
R/R	6-3/225	Dec. 27, 1990 (33) in Houston, Texas	6 years, 26 days
ACQUIRED	SIGNING SCOUT		OPTION YEARS USED
Signed as MiLB FA, 12/7/23	Greg Runser (Twins)		3/3

ROYAL RUNDOWN

- + 9-year Major League veteran with MIN & CHC + First MLB Save: 8/21/17 at CWS
- + First MLB Win: 8/15/15 vs. CLE + MLB debut: 8/5/15 at TOR
- + Made 3 Opening Day Rosters (2017, '20-21) + 2013 Midwest League midseason All-Star

YEAR	TEAM	W	L	ERA	G	SV	IP	H	R	ER	HR	BB	SO	BB/9	SO/9	AVG
2023	CHC	0	0	4.50	1	0	2.0	1	1	1	1	0	3	0.0	13.5	.143
CAREER (9 YRS)	29	27	4.57	296	6	477.0	479	265	242	67	137	469	2.6	8.9	.257	

CAREER HIGHLIGHTS

+ **Tyler Duffey** joins the Royals in **2024** to mark his fifth organization, after spending the first 11 seasons (**2012-22**) of his pro career with the Twins before being released in Aug. 2022 and signing minor league deals with the Rangers and Yankees prior to the end of the year...he signed with the Cubs for the **2023** season.

+ Went 2-4 with a 4.91 ERA (24 ER in 44.0 IP) with the Twins in **2022** before he was released on Aug. 7...signed with Texas on Aug. 13, made 4 scoreless appearances at Triple-A Round Rock and was cut on Aug. 28...signed a minor league deal with the Yankees on Aug. 30 and made 7 appearances for their Triple-A affiliate before the end of the year.

+ In **2021**, he made the Twins Opening Day roster for the third time in his career...set career highs in games (64) and holds (22) while leading the club with 52 scoreless appearances...also served a two-game suspension May 20-22 after being ejected for throwing behind the White Sox **Yermin Mercedes** on May 18.

+ Made the Twins Opening Day roster in **2020** and Minnesota was 16-6 in games he appeared...his 12 holds ranked second in baseball behind only Oakland's **Jake Diekman** (13).

+ Began the **2019** season in Triple-A Rochester before he was recalled April 16...was optioned again April 24 but was recalled as the 26th Man on May 11 and stayed in the big leagues the rest of the season...he posted a career-long 23.2 scoreless innings streak July 28-Sept. 25, during which he had 40 strikeouts and 5 walks.

+ Combined to go 6-6 with a 4.18 ERA (39 ER in 84.0 IP), 24 walks and 82 strikeouts in 50 games between Minnesota and Triple-A Rochester in **2018**.

+ Made his first career Opening Day roster in **2017** with Minnesota and spent the season in the team's bullpen, notching his first career save Aug. 21 at the White Sox, allowing 1 run in 3.0 innings.

+ Spent the majority of **2016** with the Twins, making 26 starts and posting a 6.43 ERA (95 ER in 133.0 IP).

+ Selected by Minnesota Aug. 3, **2015** and made his Major League debut Aug. 5 at Toronto...earned 1st win Aug. 15 vs. Cleveland, pitching 6.0 shutout innings.

CAREER BATTING

AB	H	2B	3B	HR	K	SH	AVG	OBP	SLG
1	0	0	0	0	1	1	.000	.000	.000

CAREER HIGHS

STRIKEOUTS	INNINGS
9 (2x), last 7/7/16 at TEX	8.0, 6/26/16 at NYY

STREAKS

SCORELESS	HOMERLESS
23.2 IP 7/28/19 - 9/25/19	38.0 IP 8/26/15 - 10/1/15

2023 HIGHLIGHTS

+ Duffey threw 2.0 innings for the Cubs on Oct. 1, his lone MLB appearance...pitched in 39 minor league games, 36 of them at Triple-A Iowa.

MINOR LEAGUE NOTES

+ Is a career 40-25 with 9 saves and a 3.18 ERA (209 ER in 591.1 IP) in 176 minor league games (72 starts) since **2012**.

+ Split **2014** between High-A Fort Myers, Double-A New Britain and Triple-A Rochester, combining to go 13-3 with a 3.67 ERA (61 ER in 149.2 IP) with 30 walks and 113 strikeouts over 25 starts...placed on the 7-day IL Aug. 25 with an oblique injury, ending his season.

+ Pitched at Low-A Cedar Rapids and High-A Fort Myers in **2013** and was named a Midwest League Midseason All-Star...placed on the 7-day IL Aug. 16 with a right foot sprain...reinstated Aug. 28.

+ Spent his first pro season in **2012** with rookie-level Elizabethton and began the season on the 7-day IL with right shoulder impingement syndrome.

POSTSEASON NOTES

+ Appeared in 2 games in the **2020** AL Wild Card Series vs. Houston, allowing 1 run on 3 hits in 1.0 inning in Game 1, Sept. 29 and 1.0 scoreless inning in Game 2, Sept. 30.

+ Appeared in 2 games for the Twins in the **2019** ALDS vs. the Yankees, pitching 1.0 scoreless inning with 1 hit allowed and 3 strikeouts in Game 1, Oct. 4 at Yankee Stadium.

+ Allowed 4 runs on 2 hits in 0.2 innings pitched in Game 2, Oct. 5 at Yankee Stadium, allowing a third-inning grand slam to **Didi Gregorius**.

CAREER FIELDING

PCT	G	TC	PO	A	E	DP
.924	296	79	26	47	6	1

TYLER DUFFEY (CONT.)

MISCELLANEOUS NOTES

- + Duffey resides in Houston, Texas, with his wife and high school sweetheart, Sarah, and their son, Teddy, who was born in 2020.
- + Pitched three seasons at Rice University (Texas) from **2010-12** where he went 11-5 with a 3.06 ERA (52 ER in 153.0 IP), 55 walks and 189 strikeouts in 92 career games (1 start).
- + He graduated from Bellaire HS (Texas) in **2009**, the same school as former Major Leaguers **José Cruz**, **Jeff DaVanon** and **Chris B. Young**.
- + Is nicknamed "Doof," a name he earned from Latin teammates in rookie ball.
- + Starred in the **2020** Twins social media series "Scootin' with Doof," a series of short videos of him riding a Bird scooter to and around Target Field.

CAREER PITCHING

YEAR	TEAM	W-L	ERA	G	GS	SV	IP	H	R	ER	HR	HB	BB	SO	BB/9	SO/9	AVG
2012	Elizabethton (R)	2-0	1.42	12	0	2	19.0	10	3	3	1	0	2	27	1.0	12.8	.154
2013	Cedar Rapids (A)	3-2	2.78	9	0	0	58.1	49	19	18	5	1	6	47	0.9	7.3	.221
	Ft. Myers (A+)	4-5	4.45	15	9	0	62.2	67	37	31	3	4	17	44	2.4	6.3	.272
2014	Ft. Myers (A+)	3-0	2.82	4	4	0	22.1	22	8	7	0	0	5	13	2.0	5.2	.244
	New Britain (AA)	8-3	3.80	18	18	0	111.1	104	52	47	14	5	19	84	1.5	6.8	.248
	Rochester (AAA)	2-0	3.94	3	3	0	16.0	16	7	7	3	1	6	16	3.4	9.0	.258
2015	Chattanooga (AA)	2-2	2.56	8	8	0	52.2	46	19	15	0	1	12	54	2.1	9.2	.236
	Rochester (AAA)	5-6	2.53	14	14	0	85.1	73	32	24	1	1	18	68	1.9	7.2	.224
	MINNESOTA	5-1	3.10	10	10	0	58.0	56	20	20	4	0	20	53	3.1	8.2	.256
2016	Rochester (AAA)	1-1	2.93	5	5	0	30.2	24	10	10	4	0	12	25	3.5	7.3	.212
	MINNESOTA	9-12	6.43	26	26	0	133.0	167	103	95	25	6	32	114	2.2	7.7	.301
2017	MINNESOTA	2-3	4.94	56	0	1	71.0	79	41	39	9	1	18	67	2.3	8.5	.275
2018	Rochester (AAA)	4-4	2.90	31	0	3	59.0	48	24	19	5	2	20	63	3.1	9.6	.220
	MINNESOTA	2-2	7.20	19	1	0	25.0	26	22	20	6	1	4	19	1.4	6.8	.260
2019	Rochester (AAA)	0-0	1.32	7	0	1	13.2	8	2	2	0	1	5	22	3.3	14.5	.174
	MINNESOTA	5-1	2.50	58	0	0	57.2	44	23	16	8	3	14	82	2.2	12.8	.201
2020	MINNESOTA	1-1	1.88	22	0	0	24.0	13	6	5	2	1	6	31	2.3	11.6	.153
2021	MINNESOTA	3-3	3.18	64	0	3	62.1	48	25	22	4	2	28	61	4.0	8.8	.216
2022	Round Rock (AAA)	1-0	0.00	4	0	0	5.0	5	1	0	0	0	4	5	7.2	9.0	.250
	Scranton/WB (AAA)	1-1	10.50	7	0	1	6.0	11	7	7	1	2	1	8	1.5	12.0	.379
	MINNESOTA	2-4	4.91	40	0	2	44.0	45	24	24	8	1	15	39	3.1	8.0	.268
2023	ACL Cubs (R)	0-0	0.00	3	0	0	4.0	2	0	0	0	0	1	5	2.3	11.3	.143
	Iowa (AAA)	4-1	3.77	36	2	2	45.1	27	20	19	7	2	23	53	4.6	10.5	.175
	CHI CUBS	0-0	4.50	1	0	0	2.0	1	1	1	0	0	3	0.0	13.5	.143	
MINOR LEAGUE TOTALS		40-25	3.67	151	45	26	345.1	304	165	141	26	20	145	369	3.8	9.6	.236
MAJOR LEAGUE TOTALS		29-27	4.57	296	37	6	477.0	479	265	242	67	15	137	469	2.6	8.9	.257

POSTSEASON PITCHING

YEAR	SERIES	TEAM/OPP	W-L	ERA	G	GS	SV	IP	H	R	ER	HR	HB	BB	SO	BB/9	SO/9	AVG
2019	ALDS	MIN vs. NYY	0-0	21.60	2	0	0	1.2	3	4	4	1	1	2	4	10.8	21.6	.429
2020	ALWC	MIN vs. HOU	0-0	4.50	2	0	0	2.0	3	1	1	0	0	1	2	4.5	9.0	.374
POSTSEASON TOTALS			0-0	12.27	4	0	0	3.2	6	5	5	1	1	3	6	7.4	14.7	.400

CAREER TRANSACTIONS

2012: Selected by Minnesota in the 5th round of Draft (Greg Runser)...**2021:** Suspended for 2 games, May 20-21...**2022:** Released by Minnesota, Aug. 7...signed by Texas as a minor league free agent, Aug. 9...released by Texas, Aug. 28...signed by the Yankees as a minor league free agent, Aug. 31...**2023:** Signed by the Cubs as a minor league free agent, Jan. 27...signed by Kansas City as a minor league free agent, Dec. 7.



RODOLFO DURÁN (doo-RAN) #71 | C

NON-ROSTER INVITEE

B/T	HT/WT	BORN (OPENING DAY AGE)	SERVICE TIME
R/R	5-9/210	Feb. 19, 1998 (26) in Santo Domingo, D.R.	0 days
ACQUIRED	SIGNING SCOUT	OPTION YEARS USED	
Signed as MiLB FA, 12/15/23	Carlos Salas (Phillies)	0/3	

ROYAL RUNDOWN

- + ML Spring Training invitee in 2024
- + 2024 Caribbean Series participant (D.R.)
- + Teammates with Dairon Blanco in 2023-24 LIDOM

CAREER HIGHLIGHTS

- + **Rodolfo Durán** joins Kansas City in **2024** after seven seasons with the Phillies (**2015-21**) and two with the Yankees (**2022-23**), reaching as high as Triple-A in **2023**.
- + Has spent each of the last four offseasons since **2020-21** playing for the Estrellas Orientales in the Dominican Winter League.
- + Spent all of **2022** in Double-A Somerset in his first season in the Yankees system, appearing in 53 games.
- + Reached Triple-A for the first time in **2021**, appearing in 4 games for Lehigh Valley in his final season with the Phillies organization.
- + From **2015-19**, appeared for each level of the Phillies system from rookie-level GCL Phillies through High-A Clearwater...debuted in **2015** with the GCL Phillies as a 17-year-old.

2023 HIGHLIGHTS

- + Durán spent the entire season with Triple-A Scranton/Wilkes-Barre, appearing in 62 games and slashing .252/.329/.444 (54-for-214, .773 OPS) with 15 doubles, 1 triple and 8 home runs.
- + Started off the year strong, slashing .283/.338/.542 (34-for-120, .880 OPS) with 10 doubles, 7 home runs and 26 RBI through May.
- + He struggled in June to the tune of a .160 (8-for-50) batting average with 2 doubles, and was placed on the Injured List on July 6 and remained there for 11 days before coming back July 20.
- + Upon return, he found his early-season form and slashed .333/.455/.556 (12-for-36, 1.011 OPS) across 12 games, but continued to fight injury as he was placed on the Injured List from Sept. 20-29.
- + Played in 42 games for the Estrellas Orientales of the Dominican Winter League and slashed .248/.296/.317 (25-for-101)...he was teammates with Royals outfielder **Dairon Blanco**.

MISCELLANEOUS NOTES

- + Rodolfo resides in Santo Domingo, D.R.

CAREER BATTING

YEAR	TEAM	G	AB	R	H	2B	3B	HR	RBI	SF	HB	BB	SO	SB	CS	AVG	OBP	SLG	OPS
2015	GCL Phillies (R)	36	81	11	15	3	1	0	10	1	1	3	17	1	2	.185	.221	.247	.468
2016	GCL Phillies (R)	32	73	14	23	2	1	3	14	1	0	4	14	1	1	.315	.346	.493	.839
	Williamsport (A)	2	9	1	2	0	0	0	0	0	0	0	1	0	0	.222	.222	.222	.444
2017	Williamsport (A)	48	159	14	40	9	3	0	6	1	3	8	36	0	1	.252	.298	.346	.644
2018	Lakewood (A)	88	311	44	81	17	1	18	46	3	1	20	75	1	1	.260	.304	.495	.799
2019	Clearwater (A+)	66	233	25	56	10	1	6	23	1	1	10	53	0	0	.240	.273	.369	.642
2020	Did not play (no minor league season)																		
2021	Reading (AA)	31	114	10	22	7	0	5	10	0	0	5	24	0	0	.193	.227	.386	.613
	Lehigh Valley (AAA)	4	15	3	4	1	0	1	3	0	0	1	4	0	0	.267	.313	.533	.846
2022	Somerset (AA)	53	203	20	45	12	0	9	33	2	2	11	53	0	0	.222	.266	.414	.680
2023	Scranton/WB (AAA)	62	214	22	54	15	1	8	32	1	3	22	53	1	0	.252	.329	.444	.773
MINOR LEAGUE TOTALS		422	1412	164	342	76	8	50	177	10	11	84	330	4	5	.242	.288	.414	.702

CAREER TRANSACTIONS

2014: Signed by Philadelphia as an international free agent (Carlos Salas)...**2021:** Signed by the Yankees as a minor league free agent, Dec. 15...**2023:** Signed by Kansas City as minor league free agent, Dec. 15.



NATE EATON

#18 | IF/OF

NON-ROSTER INVITEE

B/T	HT/WT	BORN (OPENING DAY AGE)	SERVICE TIME
R/R	5-11/205	Dec. 22, 1996 (27) in Chester, Va.	125 days
ACQUIRED	SIGNING SCOUT	OPTION YEARS USED	
21st round, 2018 Draft	Jim Farr (Royals)	1/3	

ROYAL RUNDOWN

- + Homered in his Major League debut on 7/14/22 + 2021 Arizona Fall League Rising Star
- + First MLB hit was a 416-ft HR off A. Banda + 2018 Pioneer League midseason All-Star
- + Led MLB in 2022 with 98.1 mph arm strength + 2018 Pioneer League postseason All-Star
- + Had SB in 5 straight games in Sept. 2022 + 2018 & 2022 MiLB.com Organization All-Star

YEAR	TEAM	G	AB	R	H	2B	3B	HR	RBI	BB	SO	SB	CS	AVG	OBP	SLG
2023	KC	28	53	2	4	0	0	0	1	2	21	3	0	.075	.125	.200
CAREER (2 YRS)		72	159	18	32	4	3	1	13	12	51	14	1	.201	.266	.283

CAREER HIGHLIGHTS

- + **Nate Eaton** had his contract selected on July 14, **2022** and made his Major League debut that night in Toronto, becoming the seventh player from the Royals **2018** Draft class to reach the Majors.
- + Eaton homered in his Major League debut on July 14, **2022** in Toronto, becoming the fourth player in Royals history to homer in his debut, following **Clint Hurdle**, **Mark Quinn** and **Ryan O’Hearn**.
- + Led the Majors with a 98.1 mph arm strength in **2022**, which according to *Statcast*, averages the top 10% of throws for an outfielder (min. 50 throws to qualify), the top 5% of throws for a second baseman/shortstop/third baseman (min. 75 throws) and top 1% for a first baseman (min. 100 throws).

+ Stole a base in 5 consecutive games from Sept. 16-21, **2022**, which fell just 1 game shy of matching the club record of 6 games, set by **U.L. Washington** in 1983 and matched by **Tom Goodwin** in 1995.

+ Named an Arizona Fall League Rising Star in **2021**, and hit .317 (26-for-82) with 17 runs, 8 extra-base hits, 13 RBI and 4 steals in 20 games with Surprise.

+ In **2019**, Eaton led all Royals minor league players with 32 doubles and ranked 5th with 116 hits.

+ In his professional debut in **2018**, Eaton was named Idaho Falls Player of the Year, and a Pioneer League midseason and postseason All-Star...he ranked among Pioneer League leaders in hits (92, 1st), extra-base hits (37, 1st), total bases (151, 1st), triples (12, 1st), runs (59, tied for 1st) and stolen bases (19, 2nd).

+ He was the starting third baseman in the Pioneer League All-Star Game in **2018** and went 5-for-5.

2023 HIGHLIGHTS

+ Eaton appeared in just 28 games over four stints with the Royals in his second season, spending the remainder of the year with Triple-A Omaha.

+ He was named to his first career Opening Day roster, but was optioned to Triple-A on April 24... he made three other stints with the big league club from May 5-25, June 9-16 and June 23-26...he made appearances at five different positions with Kansas City, including 1 game at third base, 13 games (7 starts) in left field, 6 games (5 starts) in center field, 4 games (3 starts) in right field and 1 pitching appearance.

+ Made the 1st pitching appearance of his Major League career on April 10 in Texas, in which he tossed a scoreless 8th and reached up to 94.9 mph on his fastball.

CAREER HIGHS

HITS	RUNS
4, 9/3/22 at DET	3, 8/7/22 vs. BOS
DOUBLES	RBI
1 (4x), last 9/29/22 at DET	2, 9/3/22 at DET
TRIPLES	STOLEN BASES
1 (3x), last 9/27/22 at DET	1 (14x), last 6/12/23 vs. CIN
HOME RUNS	WALKS
1, 7/14/22 at TOR	2, 9/18/22 at BOS

STREAKS

HITTING	ON BASE
4 9/20/22 - 9/23/22	9 7/14/22 - 8/11/22

ROYALS TO HOMER IN MAJOR LEAGUE DEBUT

PLAYER	DATE/OPP
Clint Hurdle	9/18/77 vs. SEA
Mark Quinn	9/14/99 vs. ANA (G2)
Ryan O’Hearn	7/31/18 at CWS
Nate Eaton	7/14/22 at TOR

CONSECUTIVE GAMES W/ SB, ROYALS HISTORY

PLAYER (GAMES)	DATES
T1. U.L. Washington (6)	July 17-22 (G2), 1983
T1. Tom Goodwin (6)	Sept. 18 (G1)-23, 1995
T3. Nate Eaton (5)	Sept. 16-21, 2022
T3. 11 others tied (5)	---

MISCELLANEOUS NOTES

- + Nate resides in Chester, Va.
- + Played for Lacey in the Dominican Winter League during the **2023-24** offseason.
- + In **2018** at the Virginia Military Institute, he slashed .287/.402/.507 (60-for-209) with 25 extra-base hits and a Southern Conference-best 36 steals in 52 games.
- + He made 28 pitching appearances at VMI, including 17 outings in **2018**, when he held opponents to a .212 average and recorded 28 strikeouts in 24.1 innings.
- + Graduated from Thomas Dale HS (Va.) in **2015**, where he was named to the 6A All-Region Second Team as a senior.
- + According to a [story](#) by MLB.com’s **Anne Rogers**, In **2015**, Eaton and **Vinnie Pasquantino** were opponents in the Richmond, Va. area...Eaton, who was a pitcher at the time, retired Pasquantino four times with a strikeout in the final game of the season, dropping Pasquantino’s season average under .600.

NATE EATON (CONT.)

CAREER TRANSACTIONS

2018: Selected by Kansas City in 21st round of Draft (Jim Farr).

CAREER BATTING

YEAR	TEAM	G	AB	R	H	2B	3B	HR	RBI	SF	HB	BB	SO	SB	CS	AVG	OBP	SLG	OPS
2018	Idaho Falls (R)	66	260	59	92	20	12	5	53	5	4	33	60	19	5	.354	.427	.581	1.008
2019	Lexington (A)	126	497	64	116	32	2	5	54	6	8	46	116	18	1	.233	.305	.336	.641
2020	Did not play (no minor league season)																		
2021	ACL Royals Blue (R)	1	3	1	1	0	0	0	0	0	0	2	2	0	0	.333	.600	.333	.933
	ACL Royals Gold (R)	4	10	2	2	1	0	0	2	0	1	2	2	0	0	.200	.385	.300	.685
	Quad Cities (A+)	70	259	44	63	13	1	6	37	0	5	35	71	23	3	.243	.344	.371	.715
2022	NW Arkansas (AA)	37	140	23	38	4	1	4	19	3	3	11	29	12	1	.271	.331	.400	.731
	Omaha (AAA)	54	200	33	59	10	3	9	32	2	6	21	48	11	4	.295	.376	.510	.886
	KANSAS CITY	44	106	16	28	4	3	1	12	3	2	10	30	11	1	.264	.331	.387	.718
2023	Omaha (AAA)	85	333	52	84	16	1	15	39	2	1	29	85	22	3	.252	.312	.441	.753
	KANSAS CITY	28	53	2	4	0	0	0	1	0	1	2	21	3	0	.075	.125	.075	.200
MINOR LEAGUE TOTALS		443	1702	278	455	96	20	44	236	18	28	179	413	105	17	.267	.344	.425	.769
MAJOR LEAGUE TOTALS		72	159	18	32	4	3	1	13	3	3	12	51	14	1	.201	.266	.283	.549

CAREER FIELDING

YEAR	POSITION	PCT	G	GS	INN	TC	PO	A	E	DP
2022	THIRD BASE	.966	15	13	112.2	29	9	19	1	6
	LEFT FIELD	.857	6	3	29.0	7	4	2	1	0
	CENTER FIELD	1.000	5	4	37.0	12	11	1	0	0
	RIGHT FIELD	1.000	20	13	116.0	32	32	0	0	0
2023	PITCHER	-	1	0	1.0	0	0	0	0	0
	THIRD BASE	-	1	0	1.2	0	0	0	0	0
	LEFT FIELD	1.000	13	7	67.0	7	7	0	0	0
	CENTER FIELD	.900	6	5	40.0	10	9	0	1	0
	RIGHT FIELD	1.000	4	3	26.0	10	8	2	0	0
CAREER TOTALS (P)		-	1	0	1.0	0	0	0	0	0
CAREER TOTALS (3B)		.966	16	13	114.1	29	9	19	1	6
CAREER TOTALS (LF)		.929	19	10	96.0	14	11	2	1	0
CAREER TOTALS (CF)		.955	11	9	77.0	22	20	1	1	0
CAREER TOTALS (RF)		1.000	24	16	142.0	42	40	2	0	0

ROYALS POSITION PLAYERS TO PITCH

Date	Pitcher	Opponent	IP	H	R	ER	BB	SO
Aug. 20, 1979	Jerry Terrell	vs. NY Yankees	1.0	0	0	0	0	0
May 14, 1980	Jerry Terrell	at NY Yankees	1.0	1	0	0	1	0
Sept. 1, 1983	Joe Simpson	at White Sox	1.0	1	1	1	2	0
Sept. 5, 1983	Joe Simpson	vs. Seattle	2.0	3	0	0	0	1
July 3, 1984	Leon Roberts	at Cleveland	1.0	4	3	3	1	1
June 24, 1991	Bill Pecota	vs. California	2.0	4	1	1	0	0
April 12, 1994	David Howard	vs. Boston	2.0	2	1	1	5	0
July 17, 1998	Shane Halter	at Seattle	1.0	1	0	0	0	0
July 21, 2008	Tony Peña, Jr.	vs. Detroit	1.0	0	0	0	0	1
July 26, 2011	Mitch Maier	at Boston	1.0	1	0	0	0	0
April 15, 2012	Mitch Maier	vs. Cleveland	1.0	1	0	0	0	0
June 25, 2016	Drew Butera	vs. Houston	1.0	1	0	0	0	1
July 26, 2016	Drew Butera	vs. LA Angels	1.1	0	0	0	0	0
July 7, 2018	Drew Butera	vs. Boston	1.1	2	2	2	3	0
May 16, 2019	Chris Owings	vs. Texas	1.2	6	4	4	1	0
Aug. 26, 2019	Alex Gordon	vs. Oakland	1.1	5	3	3	1	0
	Humberto Arteaga		1.2	2	1	1	1	0
Aug. 30, 2019	Alex Gordon	vs. Baltimore	1.0	3	2	2	1	0
April 20, 2021	Hanser Alberto	vs. Tampa Bay	0.1	0	0	0	0	0
July 9, 2022	Michael A. Taylor	vs. Cleveland	2.0	5	2	2	2	2
Aug. 13, 2022	Nicky Lopez	vs. LA Dodgers	1.0	3	2	2	0	0
Aug. 26, 2022	Hunter Dozier	vs. San Diego	1.0	2	2	2	1	0
April 10, 2023	Nate Eaton	at Texas	1.0	2	0	0	0	1
June 28, 2023	Matt Duffy	vs. Cleveland	1.0	1	0	0	0	0
Aug. 26, 2023	Matt Duffy	at Seattle	1.0	2	1	1	0	0



DIEGO HERNANDEZ
NON-ROSTER INVITEE

#75 | OF

B/T	HT/WT	BORN (OPENING DAY AGE)	SERVICE TIME
L/L	6-0/205	Nov. 21, 2000 (23) in Santo Domingo, D.R.	96 days
ACQUIRED	SIGNING SCOUT	OPTION YEARS USED	
Signed as IFA, 7/8/17	Fabio Herrera & Felix Francisco (Royals)	1/3	

ROYAL RUNDOWN

- + Has 107 SB in 315 career minor league games + Set career highs across the board in 2022
- + Ranked 3rd in organization w/ 40 SB in 2022

CAREER HIGHLIGHTS

- + **Diego Hernandez** is entering his seventh year in the Royals organization, after being signed as an international free agent out of the Dominican Republic in **2017**...he was added to the 40-man roster on Nov. 15, **2022**, was released on Nov. 17, **2023**, but resigned as a minor league free agent on Nov. 29.
- + In **2022**, Hernandez set career highs in games (115), runs (78), hits (129), doubles (21), triples (4), home runs (9), RBI (40) and stolen bases (40), and hit .284 with a .755 OPS between stops at High-A Quad Cities (83 games) and Double-A Northwest Arkansas (32).
- + Hernandez made his professional debut in 2018 and played in just 52 games over his first three seasons, thanks to an injury in **2018** and the canceled season in **2020**.
- + He recorded 35 stolen bases in just 79 games in **2021**, which tied for the 4th most among Royals farmhands and ranked 5th in the Low-A East Division.

2023 HIGHLIGHTS

- + In **2023**, Hernandez entered Spring Training on the Royals 40-man roster and he played center field on Feb. 25, the spring opener vs. the Rangers, but he dislocated his right shoulder diving for a batted ball in the 2nd inning, and he didn't appear in another game until June 21 as part of his rehab assignment with rookie-level ACL Royals.
- + After 6 games with the ACL Royals and 3 with High-A Quad Cities from July 1-3, he reported to Double-A Northwest Arkansas, where he played in 60 games and slashed .245/.302/.290 (59-for-241).
- + Appeared in 32 games for the Gigantes del Cibao of the Dominican Winter League in the **2023-24** offseason.

MISCELLANEOUS NOTES

- + Hernandez resides in Santo Domingo Este, D.R.

CAREER BATTING

YEAR	TEAM	G	AB	R	H	2B	3B	HR	RBI	SF	HB	BB	SO	SB	CS	AVG	OBP	SLG	OPS
2018	DSL Royals 1	10	40	7	13	0	1	0	3	1	1	4	4	5	3	.325	.391	.375	.766
2019	Burlington (R)	3	14	1	3	0	0	0	1	0	0	1	1	1	1	.214	.214	.214	.428
	Surprise (R)	39	159	20	45	4	1	1	19	1	1	10	33	7	5	.283	.327	.340	.667
2020	Did not play (no minor league season)																		
2021	ACL Royals Blue (R)	1	3	0	0	0	0	0	0	0	0	1	0	0	0	.000	.000	.000	.000
	ACL Royals Gold (R)	4	12	1	1	0	0	0	1	0	0	2	4	1	1	.083	.214	.083	.297
	Columbia (A)	74	266	47	73	9	2	1	19	3	3	32	66	34	10	.274	.355	.335	.690
2022	Quad Cities (A+)	83	330	55	92	17	4	7	29	1	6	27	72	27	8	.279	.343	.418	.761
	NW Arkansas (AA)	32	124	23	37	4	0	2	11	3	1	12	28	13	4	.298	.357	.379	.736
2023	ACL Royals (R)	6	25	7	11	0	1	2	6	0	1	3	6	0	1	.440	.517	.760	1.277
	Quad Cities (A+)	3	13	2	3	0	1	1	1	0	1	1	4	2	1	.231	.333	.615	.948
	NW Arkansas (AA)	60	241	30	59	7	2	0	20	1	4	16	69	17	3	.245	.302	.290	.592
MINOR LEAGUE TOTALS		315	1227	193	337	41	12	14	110	10	18	107	288	107	37	.275	.339	.362	.701

CAREER TRANSACTIONS

2017: Signed by Kansas City as an international free agent, July 8 (Fabio Herrera & Felix Francisco)...**2023:** Signed by Kansas City as a minor league free agent, Nov. 29.

CARTER JENSEN



CARTER JENSEN NON-ROSTER INVITEE

#74 | C

B/T	HT/WT	BORN (OPENING DAY AGE)	SERVICE TIME
L/R	6-1/200	July 3, 2003 (20) in Kansas City, Mo.	0 days
ACQUIRED	SIGNING SCOUT	OPTION YEARS USED	
3rd Round, 2021 Draft	Matt Price (Royals)	0/3	

ROYAL RUNDOWN

+ Has 175 walks since 2022, 8th in the minors + Park Hill Senior HS (Mo.) Alumnus

CAREER HIGHLIGHTS

+ **Carter Jensen** is entering his third year in the Royals organization, after being selected in the 3rd round of the **2021** Draft out of Park Hill Senior HS in Park Hill, Mo.

+ Since his first full season in 2022, his 175 walks rank 8th in Minor League Baseball.

+ He earned Low-A Carolina League All-Star and Columbia Player of the Year honors in his second professional season in **2022**, slashing .226/.363/.382 (89-for-393) while recording 66 runs scored, 24 doubles, 11 home runs, 50 RBI, 83 walks (ranked 3rd in the Carolina League) and 8 stolen bases.

+ Per *FanGraphs*, he became the first 18-year-old in the minors since 2006 (since data is available) to record at least 10 home runs and at least 80 walks in a single season.

+ After his selection, he played in 19 games in the Arizona Complex League, batting .281 (16-for-57) with 4 extra-base hits, 7 RBI and 4 stolen bases... connected for a walk-off, 3-run home run in his professional debut on Aug. 10 vs. the ACL Rangers.

2023 HIGHLIGHTS

+ In **2023**, Jensen spent the season with High-A Quad Cities, playing in a career high 116 games and slashing .211/.356/.363 (84-for-399) with 20 doubles, 4 triples, 11 home runs, 45 RBI and 92 walks, tied for the 2nd-most in High-A behind Seattle's **Harry Ford** (103).

+ Had a strong July, slashing .267/.389/.453 (20-for-75, .842 OPS) with 14 runs scored, 6 doubles, 1 triple, 2 home runs, 9 RBI, 1 stolen base and 14 walks.

+ Notched 8 extra-base hits in 21 August games, driving in 10 runs with a .766 OPS.

MISCELLANEOUS NOTES

+ Jensen resides in Kansas City, Mo.

+ Graduated from Park Hill Senior High School (Mo.) in **2021**, where he was named a Perfect Game Preseason All-American as a senior.

+ He had been committed to play baseball at Louisiana State University before signing with KC.

+ Was the highest-drafted catcher by the Royals since **MJ Melendez** was selected in the 2nd round (52nd overall) in 2017 out of Westminster High School (Fla.).

CAREER BATTING

YEAR	TEAM	G	AB	R	H	2B	3B	HR	RBI	SF	SH	BB	SO	SB	CS	AVG	OBP	SLG	OPS
2021	ACL Royals Blue (R)	1	2	1	1	1	0	0	0	0	0	1	0	0	0	.500	.500	1.000	1.500
	ACL Royals Gold (R)	18	55	8	15	1	1	1	7	0	0	10	19	4	0	.273	.385	.382	.767
2022	Columbia (A)	113	393	66	89	24	2	11	50	5	4	83	103	8	6	.226	.363	.382	.745
2023	Quad Cities (A+)	116	399	61	84	20	4	11	45	5	1	92	120	11	1	.211	.356	.363	.719
MINOR LEAGUE TOTALS		248	849	136	189	46	7	23	102	10	5	185	243	23	7	.223	.361	.375	.736

CAREER TRANSACTIONS

2021: Selected by Kansas City in 3rd round of Draft (Matt Price).

ROYALS WHO ATTENDED KANSAS CITY-AREA HIGH SCHOOLS

There have been 21 players in club history who have played for the Royals after attending a Kansas City-area high school.

Position	Player	Years w/ Royals	High School	Location
RHP	Don O'Riley	1969-70	Northeast	Kansas City, Mo.
LHP	Steve Mingori	1973-79	Rockhurst	Kansas City, Mo.
IF	Frank White	1973-90	Lincoln	Kansas City, Mo.
LHP	Ray Sadecki	1975-76	Ward	Kansas City, Kan.
RHP	Jim Wright	1981-82	Benton	St. Joseph, Mo.
RHP	Steve Renko	1983	Wyandotte	Kansas City, Kan.
RHP	David Cone	1986, 1993-94	Rockhurst	Kansas City, Mo.
IF	Steve Jeltz	1990	Lawrence	Lawrence, Kan.
IF/OF	Russ Morman	1990-91	William Chrisman	Independence, Mo.
OF	Brian McRae	1990-94	Blue Springs	Blue Springs, Mo.
RHP	Steve Shifflett	1992	Pleasant Hill	Pleasant Hill, Mo.
IF	Kevin Young	1996	Washington	Kansas City, Kan.
IF/OF	Kit Pellow	2002	North	Olathe, Kan.
C	Dusty Wathan	2002	Blue Springs	Blue Springs, Mo.
LHP	Rick DeHart	2003	Seaman	Topeka, Kan.
RHP	Aaron Crow	2011-14	Washburn Rural	Topeka, Kan.
LHP	Tommy Hottovy	2012	Park Hill South	Riverside, Mo.
RHP	Mike Morin	2017	Shawnee Mission South	Overland Park, Kan.
RHP	Jason Adam	2018	Blue Valley Northwest	Overland Park, Kan.
OF	Bubba Starling	2019-20	Gardner-Edgerton	Gardner, Kan.
RHP	Trevor Rosenthal	2020	Lee's Summit West	Lee's Summit, Mo.



SANDY LEÓN (lay-OHN) #8 | C
NON-ROSTER INVITEE

B/T	HT/WT	BORN (OPENING DAY AGE)	SERVICE TIME
S/R	5-10/250	March 13, 1989 (35) in Maracaibo, Venezuela	8 years, 112 days
ACQUIRED	SIGNING SCOUT	OPTION YEARS USED	
Signed as MiLB FA, 1/17/24	Mike Rizzo & Dana Brown (Nationals)	3/3	

ROYAL RUNDOWN

- + 12-year Major League veteran with 6 teams + MLB debut: 5/14/12 vs. SD
- + 2024 will be 18th season in pro baseball + First MLB hit: 7/19/12 vs. NYM (1B, R. Dickey)
- + 2018 World Series champion with Boston + 2012 MiLB.com Organization All-Star (WAS)

YEAR	TEAM	G	AB	R	H	2B	3B	HR	RBI	BB	SO	SB	CS	AVG	OBP	SLG
2023	TEX	21	41	4	6	2	0	0	4	1	20	0	0	.146	.186	.195
CAREER (12 YRS)		554	1549	158	322	62	2	31	149	133	455	1	1	.208	.276	.311

CAREER HIGHLIGHTS

+ **Sandy León** joins the Royals for his 18th professional season...he began **2023** with the World Series champion Texas Rangers, but was released in June and finished the year in Cleveland's organization...he split the **2022** season in the American League Central with Minnesota (25 games) and Cleveland (9) after he played in 84 games with Miami in **2021**...played for Cleveland in **2020** after five years with Boston (**2015-19**), including their championship run in **2018**...debuted for Washington in **2012** and remained with them through **2014**.

+ The 35-year-old has batted .208 (322-for-1549) with 31 home runs and 149 RBI across 557 games in his Major League career, throwing out 79 of 268 (29.5%) attempted base stealers in 438 starts behind the plate.

+ MLB pitchers have registered a 3.69 ERA when working with León over the last nine seasons since **2015**, tied for the lowest catcher ERA among backstops with at least 400 games started at catcher over that span (**Roberto Pérez**).

+ Had a career-year in **2017** with Boston, appearing in a then-career-high 85 games and setting career highs in at-bats (271), home runs (7, T-2016), RBI (39), walks (25) and batting average (.225).

+ Made his Major League debut with the Nationals on May 14, **2012** vs. San Diego...earned his first Major League hit in his 2nd game on July 19, a single off eventual **Cy Young** Award winner **R.A. Dickey**.

+ Knocked his 1st career home run on April 14, **2014** at Miami, a 2-run shot off **Kevin Slowey**...the home run was his 2nd hit of the game, marking his 3rd career multi-hit game.

CAREER HR HIGHLIGHTS

WALKOFF (1)	PITCHER (INN.)
+ 4/5/17 vs. PIT	Antonio Bastardo (12th)
MULTI-HR GAMES (1)	PITCHERS
+ 5/7/17 at MIN	E. Santana/J. Haley

CAREER HIGHS

HITS	RUNS
4 (2x), last 7/4/16 vs. TEX	2 (21x), last 4/18/23 at KC
DOUBLES	RBI
3, 7/4/16 vs. TEX	4 (4x), last 6/23/17 vs. LAA
TRIPLES	STOLEN BASES
1 (2x), last 8/9/16 vs. NYY	1, 4/29/18 vs. TB
HOME RUNS	WALKS
2, 5/7/17 at MIN	3 (2x), last 6/30/22 vs. MIN

STREAKS

HITTING	ON BASE
5 (8x), last 7/23/21 - 8/6/21	15 8/5/16 - 8/24/16

2023 HIGHLIGHTS

+ León spent the first-half of **2023** with Texas, splitting time between Triple-A Round Rock and the Majors until his release in June...he signed a minor league deal with Cleveland on July 1 and spent the remainder of the year with their Triple-A affiliate.

+ Struggled in limited playing time in the big leagues, going 6-for-41 with 4 runs, 2 doubles and 4 RBI across 22 games with the Rangers.

+ Made his 8th career pitching appearance on May 15 vs. Atlanta and allowed a home run to **Marcell Ozuna**...relieved **Cole Ragans** in the outing.

INTERNATIONAL HIGHLIGHTS

+ Has played in parts of nine winter league seasons over his career, including in **2023-24** when he appeared in 34 games for Aragua in the Venezuelan Winter League.

+ Is a 7-year veteran of the Venezuelan Winter League since he debuted with Zulia in **2010-11**...has also played in the Dominican Winter League (Licey, **2020-21**) and the Colombian Winter League (Caimanes, **2021-22**).

+ Has made a pair of appearances in the Caribbean Series, with Team Venezuela (**2015-16**) and Team Colombia in **2021-22**.

SANDY LEÓN (CONT.)

POSTSEASON HIGHLIGHTS

+ León has batted .250 (8-for-32) with 1 home run and 3 RBI in 17 postseason games, including a 3-for-6 effort across 3 games in the **2018** World Series with Boston.

+ Has made 9 starts behind the plate in his postseason career, throwing out 3 of 5 (60.0%) attempted basestealers.

+ Appeared in 2 games for Cleveland in the **2020** Wild Card series vs. the Yankees.

+ Helped the Red Sox win the **2018** World Series as he played in 10 games during the postseason, including 5 games vs. Houston in the American League Championship and 2 in the ALDS vs. New York...went 3-for-13 with 1 run, 1 double, 1 walk and 1 sacrifice in the postseason.

+ Went 2-for-4 in both **2017** ALDS games vs. Houston, driving in a run in Game 1 and Game 3.

+ Made his postseason debut in the **2016** ALDS vs. Cleveland and notched his lone postseason home run in Game 1, a solo shot off **Trevor Bauer** in the 5th.

MINOR LEAGUE HIGHLIGHTS

+ León has appeared in at least 1 minor league game in parts of 13 seasons, dating back to his professional debut in **2007** with the GCL Nationals...he is a career .236/.325/.329 (515-for-2186, .654 OPS) hitter across 669 minor league games.

MINOR LEAGUE HIGHLIGHTS

+ Appeared in 20 Triple-A games in **2023**, with Columbus (16 games) and Round Rock (4)...hit a combined .230/.382/.377 (14-for-61, .759 OPS) in those contests.

+ Earned South Atlantic League midseason All-Star honors in **2010**, Carolina League postseason All-Star honors in **2011** and was named a MiLB.com Organization All-Star for Washington in **2012**.

MISCELLANEOUS NOTES

+ **Sandy David Balan León** and his wife, Liliana, were married in February **2016** and have two children: Noah (born in 2017) and Nahomy (2019)...both children's names are tattooed behind his right ear...they reside in Lake Worth, Fla.

+ He was active in the community during his time with the Red Sox...in December **2018**, bought and delivered Christmas presents to children in his hometown of El Mojan, Maracaibo, Venezuela, as well as in his wife's hometown of Barranquilla, Colombia...in July **2018**, provided a catching lesson to a fan as part of a Picnic in the Park auction experience.

+ Was active with the Red Sox Novatos program, which donates tickets to children and allows them to meet with Spanish-speaking players at Fenway Park.

CAREER BATTING

YEAR	TEAM	G	AB	R	H	2B	3B	HR	RBI	SF	HB	BB	SO	SB	CS	AVG	OBP	SLG	OPS
2007	GCL Nationals (R)	31	94	10	19	0	0	0	11	0	0	17	15	0	0	.202	.324	.202	.526
2008	GCL Nationals (R)	26	74	12	14	1	1	0	11	0	2	9	18	1	2	.189	.294	.230	.524
2009	Vermont (A)	50	166	16	41	10	1	2	18	2	2	24	29	1	1	.247	.345	.355	.700
	Hagerstown (A)	23	78	7	17	3	0	0	6	0	0	5	21	0	0	.218	.265	.256	.521
2010	Hagerstown (A)	98	325	48	81	10	6	2	36	5	0	50	79	3	5	.249	.345	.335	.680
2011	Potomac (A+)	109	370	36	93	21	1	6	43	3	1	33	69	1	3	.251	.312	.362	.674
2012	Auburn (A)	5	15	3	5	2	0	0	3	0	0	3	2	0	0	.333	.444	.467	.911
	Harrisburg (AA)	40	135	15	42	12	0	1	19	2	2	9	16	1	0	.311	.358	.422	.780
	Syracuse (AAA)	19	52	8	18	5	0	2	4	0	0	12	12	0	0	.346	.469	.558	1.027
	WASHINGTON	12	30	2	8	2	0	0	2	0	2	4	11	0	0	.267	.389	.333	.722
2013	Auburn (A)	3	13	0	1	0	0	0	0	0	0	3	0	0	0	.077	.077	.077	.154
	Harrisburg (AA)	95	311	35	55	12	1	3	26	1	3	47	57	0	0	.177	.290	.251	.541
	WASHINGTON	2	1	0	0	0	0	0	0	0	0	0	1	0	0	.000	.000	.000	.000
2014	Syracuse (AAA)	51	170	26	39	9	0	5	25	0	0	23	36	1	0	.229	.321	.371	.692
	WASHINGTON	20	64	7	10	1	0	1	3	0	0	6	20	0	0	.156	.229	.219	.448
2015	Pawtucket (AAA)	26	99	8	26	4	0	1	13	0	2	10	23	0	1	.263	.342	.333	.675
	BOSTON	41	114	8	21	2	0	0	3	0	1	7	28	0	1	.184	.238	.202	.440
2016	Pawtucket (AAA)	36	115	12	28	3	1	2	13	2	2	11	24	0	0	.243	.315	.339	.654
	BOSTON	78	252	36	78	17	2	7	35	2	2	23	66	0	0	.310	.369	.476	.845
2017	BOSTON	85	271	32	61	14	0	7	39	3	1	25	74	0	0	.225	.290	.354	.644
2018	BOSTON	89	265	30	47	12	0	5	22	1	4	15	75	1	0	.177	.232	.279	.511
2019	Pawtucket (AAA)	7	25	2	3	0	0	0	0	0	0	1	6	0	0	.120	.154	.120	.274
	BOSTON	65	172	14	33	3	0	5	19	1	1	13	47	0	0	.192	.251	.297	.548
2020	CLEVELAND	25	66	4	9	1	0	2	4	0	1	14	21	0	0	.136	.296	.242	.538
2021	MIAMI	84	202	15	37	5	0	4	14	2	3	12	65	0	0	.183	.237	.267	.504
2022	Louisville (AAA)	26	72	5	16	3	0	1	7	1	1	10	12	0	0	.222	.321	.306	.627
	Columbus (AAA)	4	12	2	3	0	0	1	4	0	0	4	2	0	0	.250	.438	.500	.938
	CLEVELAND	9	15	0	2	0	0	0	0	0	0	6	4	0	0	.133	.381	.133	.514
	MINNESOTA	25	56	6	10	3	0	0	4	0	0	7	23	0	0	.179	.270	.232	.502
2023	Round Rock (AAA)	4	11	0	3	0	0	0	1	0	0	4	3	0	0	.273	.467	.273	.740
	Columbus (AAA)	16	50	6	11	3	0	2	4	0	1	10	11	0	0	.220	.361	.400	.761
	TEXAS	22	41	4	6	2	0	0	4	0	1	1	20	0	0	.146	.186	.195	.381
MINOR LEAGUE TOTALS		669	2187	251	515	98	11	28	244	16	16	282	438	8	13	.235	.325	.329	.654
MAJOR LEAGUE TOTALS		557	1549	158	322	62	2	31	149	9	16	133	455	1	1	.208	.276	.311	.587

SANDY LEÓN (CONT.)

POSTSEASON BATTING

YEAR	SERIES	TEAM/OPP	G	AB	R	H	2B	3B	HR	RBI	SH	SF	HBP	BB	SO	SB	CS	AVG	OBP	SLG
2016	ALDS	BOS vs. CLE	3	10	1	1	0	0	1	1	0	0	0	1	5	0	0	.100	.182	.400
2017	ALDS	BOS vs. HOU	2	8	0	4	0	0	0	2	0	0	0	0	2	0	0	.500	.500	.500
2018	ALDS	BOS vs. NYY	2	5	0	0	0	0	0	0	1	0	0	0	0	0	0	.000	.000	.000
	ALCS	BOS vs. HOU	5	2	1	0	0	0	0	0	0	0	0	0	1	0	0	.000	.000	.000
	WS	BOS vs. LAD	3	6	0	3	1	0	0	0	0	0	0	1	3	0	0	.500	.571	.667
2020	ALWC	CLE vs. NYY	2	1	0	0	0	0	0	0	0	0	0	0	0	0	0	.000	.000	.000
POSTSEASON TOTALS			17	32	2	8	1	0	1	3	1	0	0	2	11	0	0	.250	.294	.375

CAREER FIELDING

YEAR	POSITION	PCT	G	GS	INN	TC	PO	A	E	DP	PB	SB	CS	CS%	
2012	CATCHER	.987	12	9	83.1	79	73	5	1	1	3	6	1	.857	
2013	CATCHER	1.000	1	0	1.0	2	2	0	0	0	0	0	0	-	
2014	CATCHER	.994	20	17	157.0	164	154	9	1	1	1	3	5	.375	
2015	CATCHER	.997	37	33	306.0	287	258	28	1	4	2	10	10	.500	
	THIRD BASE	-	1	0	1.0	0	0	0	0	0	-	-	-	-	
2016	CATCHER	.998	74	67	600.1	597	561	35	1	6	7	20	14	.588	
2017	CATCHER	.993	84	77	699.1	815	767	42	6	2	7	31	18	.633	
2018	CATCHER	.999	87	78	685.2	814	776	37	1	4	13	26	9	.743	
2019	CATCHER	.995	65	50	465.0	568	535	30	3	0	4	26	7	.788	
	FIRST BASE	1.000	1	0	4.0	4	4	0	0	0	-	-	-	-	
2020	CATCHER	.978	24	20	186.0	232	213	14	5	0	0	9	2	.818	
2021	PITCHER	1.000	6	0	6.0	1	0	1	0	0	-	-	-	-	
	CATCHER	.994	60	48	437.1	467	444	20	3	3	4	22	8	.733	
	THIRD BASE	-	1	0	1.0	0	0	0	0	0	-	-	-	-	
2022	PITCHER	-	1	0	2.0	0	0	0	0	0	-	-	-	-	
	CATCHER	.992	33	28	230.2	240	233	5	2	0	3	24	3	.889	
2023	PITCHER	-	1	0	1.0	0	0	0	0	0	-	-	-	-	
	CATCHER	.992	21	11	111.0	119	117	1	1	0	1	12	2	.857	
CAREER TOTALS (P)			1.000	8	0	9.0	1	0	1	0	0	-	-	-	
CAREER TOTALS (C)			.994	518	438	3962.2	4384	4133	226	25	21	45	189	79	.705
CAREER TOTALS (1B)			1.000	1	0	4.0	4	4	0	0	0	-	-	-	
CAREER TOTALS (3B)			-	2	0	2.0	0	0	0	0	0	-	-	-	

CAREER PITCHING

YEAR	TEAM	W-L	ERA	G	GS	SV	IP	H	R	ER	HR	HB	BB	SO	BB/9	SO/9	AVG
2021	MIAMI	0-0	7.50	6	0	0	6.0	7	5	5	3	0	1	2	1.5	3.0	.280
2022	CLEVELAND	0-0	0.00	1	0	0	2.0	0	0	0	0	0	0	0	0.0	0.0	.000
2023	TEXAS	0-0	18.00	1	0	0	1.0	1	2	2	1	1	0	0	0.0	0.0	.250
MAJOR LEAGUE TOTALS		0-0	7.00	8	0	0	9.0	8	7	7	4	1	1	2	1.0	2.0	.229

CAREER TRANSACTIONS

2007: Signed by Washington as an international free agent (Mike Rizzo & Dana Brown)...**2012:** Placed on 15-day IL, sprained right ankle, May 15-July 3...**2015:** Acquired by Boston from Washington for cash considerations...**2019:** Placed on Paternity List, May 17-20...acquired by Cleveland from Boston for RHP **Adenys Bautista**...**2020:** Placed on Family Medical Emergency List, Aug. 18-20...**2021:** Signed by Miami as a minor league free agent, Jan. 3...signed by Cleveland as a minor league free agent, Nov. 22...**2022:** Signed by Cincinnati as a minor league free agent, April 15...acquired by Cleveland from Cincinnati for cash considerations, June 28...acquired by Minnesota from Cleveland for RHP **Ian Hamilton**, Aug. 2...placed on 10-day IL, right knee meniscus surgery, Sept. 27...transferred to 60-day IL, Oct. 2...**2023:** Signed by Texas as a minor league free agent, Jan. 12...signed by Texas as a minor league free agent, March 28...signed by Cleveland as a minor league free agent, July 1...**2024:** Signed by Kansas City as a minor league free agent, Jan. 17.



SAM LONG #73 | LHP

NON-ROSTER INVITEE

B/T	HT/WT	BORN (OPENING DAY AGE)	SERVICE TIME
L/L	5-11/205	July 8, 1995 (28) in Fair Oaks, Calif.	1 year, 160 days
ACQUIRED	SIGNING SCOUT		OPTION YEARS USED
Signed as MiLB FA, 12/10/23			3/4

ROYAL RUNDOWN

- + 3-year Major League veteran with SF & OAK + First MLB Save: 7/6/22 at AZ
- + First MLB Win: 6/20/21 vs. PHI (Father's Day) + MLB debut: 6/9/21 at TEX

YEAR	TEAM	W	L	ERA	G	SV	IP	H	R	ER	HR	BB	SO	BB/9	SO/9	AVG
2023	OAK	0	1	5.60	40	2	45.0	49	29	28	5	21	32	4.2	6.4	.282
CAREER (3 YRS)		3	5	4.92	80	3	128.0	125	79	70	18	50	103	3.5	7.2	.253

CAREER HIGHLIGHTS

+ **Sam Long** joins the Royals in **2024** to mark his fifth MLB organization, after spending the first two seasons (**2016-17**) of his pro career with the Rays before being released in Spring Training **2018** and signing minor league deals with the White Sox (March **2019**) and Giants (Nov. **2020**)...was acquired by Oakland for cash considerations on April 23, **2023**.

+ His best Major League season came in **2022** with San Francisco when he went 1-3 with a 3.61 ERA (17 ER in 42.1 IP), 33 strikeouts and a 1.25 WHIP across 28 appearances.

+ Earned his 1st Major League save on July 6, **2022** at Arizona...he entered with 2 outs in the 9th inning, up 7-5, and two runners on base and he struck out pinch-hitter **Jordan Luplow**.

+ Made 4 appearances of 3.0 innings in **2022** and only allowed 2 unearned runs on 7 total hits and 2 walks with 7 strikeouts in those outings.

+ Batters were a mere 3-for-17 (.176) with runners in scoring position and two outs off Long in **2022**.

+ His **2022** season was cut short after landing on the 60-day IL on Aug. 26 with a right oblique strain that led him to miss the remainder of the year.

+ Finished **2022** with the 2nd-fastest pitch tempo with bases empty in the Majors at 12.8 seconds...with runners on base, Long ranked 5th at 19.1 seconds.

+ Pitched in 12 games (5 starts) in **2021**, including his Major League debut on June 9 at Texas, where he struck out a still-career-high 7 batters over 4.0 1-hit innings...became the first Giant to strike out at least 7 in a Major League debut as a reliever since **John Montefusco** on Sept. 3, 1974 vs. the Dodgers.

+ His first MLB win was on Father's Day with his dad, Trent, in the crowd on June 20, **2021** vs. Philadelphia at Oracle Park...he retired 10 of the final 11 batters he faced and threw a career-high 6.0 innings.

+ Notched his 1st Major League hit off **Taylor Megill** on Aug. 24, **2021** at Citi Field, a single.

CAREER HIGHS

STRIKEOUTS	INNINGS
7, 6/9/21 at TEX	6.0, 6/20/21 vs. PHI

STREAKS

CORELESS	HOMERLESS
9.0 IP 5/5/22 - 6/11/22	15.2 IP 5/1/22 - 6/19/22

2023 HIGHLIGHTS

+ Long appeared in a career-high 40 games (1 GS) in his lone season with the Oakland A's, going 0-1 with 2 saves, 5 holds, a 5.60 ERA (28 ER in 45.0 IP) and 32 strikeouts.

+ Began the season with San Francisco at Triple-A Sacramento but was dealt to Oakland for cash considerations on April 23.

+ Allowed 5 runs over his first 13.1 innings across 10 outings to begin the season...allowed 8 runs (7 earned) in just 6.0 innings over his final 5 games.

+ Thrived against his AL West rivals, posting a 2.57 ERA (4 ER in 14.0 IP) across 11 games.

MINOR LEAGUE NOTES

+ Is a career 14-7 with 6 saves and a 3.29 ERA (87 ER in 238.1 IP) in 100 minor league games (28 starts) since **2016**.

MISCELLANEOUS NOTES

+ Resides in Scottsdale, Ariz...graduated from Del Campo HS (Calif.) in **2013** and attended Sacramento State University from **2013-16**.

+ Was released by Tampa Bay during Spring Training in **2018**...he made the decision to quit playing baseball and go back to school to take summer classes and earn his EMT certification, with the end goal of being a firefighter.

+ In October **2018**, he decided to return to baseball and in March **2019**, a video of him working out at Optimum Athletics got picked up by Pitching Ninja (**Rob Friedman**) on Twitter/X, and the Chicago White Sox inked him to a minor league deal a few days later.

CAREER BATTING

AB	H	2B	3B	HR	K	SH	AVG	OBP	SLG
10	1	0	0	0	4	1	.100	.100	.100

CAREER FIELDING

PCT	G	TC	PO	A	E	DP
1.000	80	15	2	13	0	0

SAM LONG (CONT.)

CAREER PITCHING

YEAR	TEAM	W-L	ERA	G	GS	SV	IP	H	R	ER	HR	HB	BB	SO	BB/9	SO/9	AVG
2016	GCL Rays (R)	0-0	9.00	1	0	0	1.0	1	1	1	1	0	1	2	9.0	18.0	.250
	Princeton (R)	1-1	3.12	10	3	1	26.0	26	12	9	0	0	8	33	2.8	11.4	.255
2017	Hudson Valley (A)	1-0	2.70	14	0	1	23.1	20	9	7	0	4	8	22	3.1	8.5	.241
	Bowling Green (A)	0-0	1.08	6	0	0	8.1	7	2	1	0	0	10	7	10.8	7.6	.212
2018		Did not play															
2019	Kannapolis (A)	8-5	3.06	30	15	0	97.0	73	39	33	7	2	28	112	2.6	10.4	.205
2020		Did not play (no minor league season)															
2021	San Jose (A)	0-0	0.00	1	0	0	1.0	1	0	0	0	0	0	2	0.0	18.0	.250
	Richmond (AA)	0-1	3.00	4	4	0	15.0	12	6	5	0	0	4	22	2.4	13.2	.214
	Sacramento (AAA)	1-0	2.05	11	3	0	26.1	16	6	6	2	0	9	31	3.1	10.6	.172
	SAN FRANCISCO	2-1	5.53	12	5	0	40.2	37	27	25	5	3	15	38	3.3	8.4	.237
2022	Sacramento (AAA)	1-0	4.32	8	3	0	16.2	11	8	8	2	0	16	16	8.6	8.6	.180
	SAN FRANCISCO	1-3	3.61	28	6	1	42.1	39	23	17	8	1	14	33	3.0	7.0	.238
2023	Sacramento (AAA)	1-0	9.90	4	0	0	10.0	14	11	11	2	0	5	7	4.5	6.3	.326
	Las Vegas (AAA)	1-0	3.95	11	0	4	13.2	14	6	6	0	1	6	13	4.0	8.6	.275
	OAKLAND	0-1	5.60	40	1	2	45.0	49	29	28	5	1	21	32	4.2	6.4	.282
MINOR LEAGUE TOTALS		14-7	3.29	100	28	6	238.1	195	100	87	14	7	95	267	3.6	10.1	.220
MAJOR LEAGUE TOTALS		3-5	4.92	80	12	3	128.0	125	79	70	18	5	50	103	3.5	7.2	.253

CAREER TRANSACTIONS

2016: Selected by Tampa Bay in the 18th round of Draft...**2019:** Signed by the White Sox as a minor league free agent, March 5...**2020:** Signed by San Francisco as a minor league free agent, Nov. 17...**2021:** Placed on 10-day IL, lower back strain, July 5-27...**2022:** Placed on 60-day IL, right oblique strain, Aug. 26-Nov. 10...**2023:** Acquired by Oakland from San Francisco for cash considerations, April 23...signed by Kansas City as a minor league free agent, Dec. 7.

COMEBACK KIDS

In the Royals home finale on Sept. 25, 2022 vs. Seattle, they overcame an 11-2 deficit to match their largest comeback win in franchise history. The Royals sent 14 men to the plate in their 11-run 6th inning to turn an 11-2 deficit into a 13-11 lead, and the 11-run frame matched the 2nd-most runs scored in an inning in franchise history.

ROYALS LARGEST COMEBACK WINS

Deficit	Date	Opponent	Situation	Inning	Final
9 runs	June 15, 1979	at Milwaukee	Down 11-2	4th	14-11
9 runs	Sept. 25, 2022	vs. Seattle	Down 11-2	6th	13-12
7 runs	Sept. 6, 1978	at Oakland	Down 7-0	4th	11-8 (12 inn)
7 runs	June 7, 1984	vs. Seattle	Down 7-0	3rd	9-8
7 runs	July 17, 1991	vs. Baltimore	Down 7-0	4th	9-8 (15 inn)
7 runs	July 16, 1999	at Milwaukee	Down 7-0	2nd	12-10
7 runs	June 26, 1999	vs. Cleveland	Down 7-0	3rd	11-7
7 runs	June 8, 2006	vs. Texas	Down 11-4	3rd	16-12
7 runs	June 22, 2008	vs. San Francisco	Down 10-3	5th	11-10

ROYALS LARGEST BLOWN LEAD LOSSES

Lead	Date	Opponent	Situation	Inning	Final
9 runs	Aug. 23, 2006	Cleveland	Led 10-1	1st	15-13
8 runs	June 18, 1993	at Oakland	Led 8-0	2nd	10-9
8 runs	July 3, 1999	at Cleveland	Led 8-0	2nd	9-8
7 runs	May 14, 1983	Detroit	Led 7-0	2nd	11-10
7 runs	May 20, 1985	at Texas	Led 7-0	5th	8-7
7 runs	June 8, 1995	at Texas	Led 8-1	8th	10-9 (10 inn)
7 runs	April 27, 2003	at Toronto	Led 8-1	4th	10-9



DEVIN MANN

#22 | IF

NON-ROSTER INVITEE

B/T	HT/WT	BORN (OPENING DAY AGE)	SERVICE TIME
R/R	6-3/220	Feb 11, 1997 (27) in Columbus, Ind.	0 days
ACQUIRED	SIGNING SCOUT		OPTION YEARS USED
Trade w/ Dodgers, 8/1/23	-		0/3

ROYAL RUNDOWN

- + 2019 California League midseason All-Star
- + 2019 California League postseason All-Star
- + 2019 Baseball America High Class-A All-Star
- + 2019 Arizona Fall League participant

CAREER HIGHLIGHTS

- + **Devin Mann** earned his first invitation to Major League Spring Training with the Royals in **2024** after being acquired from the Dodgers on Aug. 1, **2023** with OF **Derlin Figueroa** for LHP **Ryan Yarbrough**.
- + Split the **2022** season between Double-A Tulsa (74 games) and Triple-A Oklahoma City (44), combining to hit .264 (99-for-375, .844 OPS) with 21 doubles and 16 home runs as well as a 64/86 BB/K rate.
- + Spent the **2021** season with Double-A Tulsa, collecting 27 doubles, 1 triple and 14 home runs in 110 games.
- + In **2019**, he appeared in 98 games for High-A Rancho Cucamonga and slashed .286/.366/.501 (109-for-381, .867 OPS), earning California League midseason and postseason All-Star honors, as well as being named a *Baseball America* High-A All-Star.
- + Played in 15 games for Glendale in the **2019** Arizona Fall League.
- + Selected by the Dodgers in the 5th round of the **2018** Draft out of the University of Louisville (Ky.), he played 2 games in the Arizona Complex League and finished the season at Single-A Great Lakes, where he played in 63 games and batted .241 (54-for-224).

2023 HIGHLIGHTS

- + In **2023**, Mann played in 89 games for Triple-A Oklahoma City and was slashing .307/.402/.541 (101-for-329, .943 OPS) before being acquired by Kansas City on Aug. 1.
- + Following the trade, he reported to Triple-A Omaha where he collected 15 extra-base hits in 37 games.

MISCELLANEOUS NOTES

- + Mann resides in La Follette, Tenn., with his fiancée, Natalie, to whom he got engaged on Dec. 17, **2023**.
- + Graduated from Columbus North HS (Ind.) in **2015** where he received All-State honors as a shortstop his senior season and lettered in basketball.
- + Finished his career as Columbus North's career leader in average (.449), runs (118), hits (150), doubles (36), triples (10), home runs (20), RBI (111) and stolen bases (92).
- + From **2016-18**, he attended the University of Louisville where he slashed .288/.408/.458 (159-for-552, .866 OPS) across three seasons, including 28 extra-base hits and a 59/45 BB/K rate as a junior.
- + While he played at Louisville, he earned ACC All-Freshman Team honors (**2016**) and All-ACC Third Team honors (**2018**).

CAREER BATTING

YEAR	TEAM	G	AB	R	H	2B	3B	HR	RBI	SF	HB	BB	SO	SB	CS	AVG	OBP	SLG	OPS
2018	AZL Dodgers (R)	2	5	0	1	0	0	0	0	0	0	1	3	0	1	.200	.333	.200	.533
	Great Lakes (A)	63	224	26	54	13	1	2	30	2	4	34	50	7	4	.241	.348	.335	.683
2019	AZL Dodgers Mota (R)	1	1	0	0	0	0	0	0	0	0	1	0	0	0	.000	.500	.000	.500
	AZL Dodgers Lasorda (R)	4	13	2	7	2	0	0	1	0	0	1	1	0	1	.538	.571	.692	1.263
	Rancho Cucamonga (A+)	98	367	63	102	19	2	19	63	7	5	45	93	5	4	.278	.358	.496	.854
2020	Did not play (no minor league season)																		
2021	Tulsa (AA)	110	369	51	90	27	1	14	62	7	15	49	100	6	4	.244	.350	.436	.786
2022	Tulsa (AA)	74	243	45	65	16	0	11	35	3	5	43	50	1	2	.267	.384	.469	.853
	Oklahoma City (AAA)	44	132	25	34	5	3	5	26	0	3	21	36	0	0	.258	.372	.455	.827
2023	Oklahoma City (AAA)	89	329	68	101	33	1	14	71	3	4	50	99	2	1	.307	.402	.541	.943
	Omaha (AAA)	37	131	18	26	9	0	6	15	1	3	29	50	2	0	.198	.354	.405	.759
MINOR LEAGUE TOTALS		522	1814	298	480	124	8	71	303	22	39	274	482	23	17	.265	.369	.459	.828

CAREER TRANSACTIONS

2018: Selected by the Dodgers in 5th round of Draft...**2023:** Acquired by Kansas City from the Dodgers with OF **Derlin Figueroa** for LHP **Ryan Yarbrough**, Aug. 1.

WALTER PENNINGTON



WALTER PENNINGTON NON-ROSTER INVITEE

#87 | LHP

B/T	HT/WT	BORN (OPENING DAY AGE)	SERVICE TIME
L/L	6-2/215	April 14, 1998 (25) in Englewood, Colo.	0 days
ACQUIRED	SIGNING SCOUT	OPTION YEARS USED	
Signed as MiLB FA, 8/19/20	Matt Price	0/3	

ROYAL RUNDOWN

- + Colorado School of Mines alumnus
- + 2022 Arizona Fall League participant
- + Pitched in 6 Spring Training games in 2023

CAREER HIGHLIGHTS

- + **Walter Pennington** earned his first invitation to Major League Spring Training in **2024** after a strong 2023 campaign between Double-A Northwest Arkansas and Triple-A Omaha.
- + Pitched in 8 games (2 starts) for Surprise in the **2022** Arizona Fall League after the season, striking out 10 batters over 9.1 innings.
- + Appeared in 23 games for Low-A Columbia in **2021**, his pro debut, where he posted a 3.18 ERA (14 ER in 39.2 IP) with 37 strikeouts and 4 saves before suffering an injury that caused him to miss most of August and September...appeared in 2 games in September for the ACL Royals Blue, where he allowed 2 hits over 3.2 innings.

2023 HIGHLIGHTS

- + Was in minor league Spring Training camp, but made 6 appearances in Major League games, allowing 2 runs on 4 hits with 3 walks and 3 strikeouts over 4.0 innings of work.
- + He began the season with Double-A Northwest Arkansas, where he made 8 scoreless appearances with 1 save and 11 strikeouts in 9.2 innings.
- + Was promoted to Triple-A Omaha on May 3, where he made 41 appearances and went 7-2 with a 3.69 ERA (25 ER in 61.0 IP).
- + Finished his season with 5.0 hitless, scoreless innings over his last 2 games for Triple-A Omaha, striking out 5 batters and walking just 2.

MISCELLANEOUS NOTES

- + Pennington resides in Broomfield, Colo.
- + Graduated from Broomfield High School (Colo.) in **2016**, where he pitched to a 0.83 ERA (5 ER in 42.0 IP) and hit .323 at the plate as a senior...also lettered in basketball and graduated with a 4.0 GPA.
- + Attended Colorado School of Mines in the Rocky Mountain Athletic Conference from **2016-20**, and led his team with 18 appearances as a freshman...he graduated with a degree in mechanical engineering.
- + In **2019**, he set the school's single-season records with 10 wins and 92.1 innings as a junior.
- + Prior to signing with Kansas City in **2020**, he finished his collegiate career with a 24-10 record in 51 appearances (30 starts), including 6 complete games, 3 saves and 1 shutout.

CAREER PITCHING

YEAR	TEAM	W-L	ERA	G	GS	SV	IP	H	R	ER	HR	HB	BB	SO	BB/9	SO/9	AVG
2020		Did not play (no minor league season)															
2021	ACL Royals Blue (R)	0-0	4.91	2	0	0	3.2	2	2	2	1	0	1	3	2.5	7.4	.154
	Columbia (A)	3-3	3.18	23	0	4	39.2	36	15	14	2	4	14	37	3.2	8.4	.240
2022	Quad Cities (A+)	0-0	0.00	3	0	1	5.2	2	0	0	0	0	1	9	1.6	14.3	.111
	NW Arkansas (AA)	6-3	5.66	33	1	2	62.0	75	47	39	4	4	29	52	4.2	7.6	.310
2023	NW Arkansas (AA)	0-0	0.00	8	0	1	9.2	4	0	0	0	0	4	11	3.7	10.2	.129
	Omaha (AAA)	7-2	3.69	41	1	0	61.0	52	31	25	5	1	31	64	4.6	9.4	.234
MINOR LEAGUE TOTALS		16-8	3.96	110	2	8	181.2	171	95	80	12	9	80	176	4.0	8.7	.253

CAREER TRANSACTIONS

- 2020:** Signed by Kansas City as a minor league free agent, Aug. 19 (Matt Price).



LOGAN PORTER
NON-ROSTER INVITEE

#88 | C

B/T	HT/WT	BORN (OPENING DAY AGE)	SERVICE TIME
R/R	6-0/210	July 12, 1995 (28) in Phoenix, Ariz.	21 days
ACQUIRED	SIGNING SCOUT	OPTION YEARS USED	
Signed as UD FA, 6/21/18	Ken Muñoz (Royals)	0/3	

ROYAL RUNDOWN

- + MLB debut: 9/12/23 at CWS (G2)
- + First MLB HR: 9/16/23 vs. HOU (J. Kuhnel)
- + 2022, '23 MiLB Organization All-Star (1B, C)
- + 2021 High-A Central postseason All-Star
- + ML Spring Training invitee 2022-24
- + 2019 Appalachian Lg. postseason All-Star

YEAR	TEAM	G	AB	R	H	2B	3B	HR	RBI	BB	SO	SB	CS	AVG	OBP	SLG
2023	KC	11	31	4	6	1	0	1	3	5	11	0	0	.194	.324	.323

CAREER HIGHLIGHTS

+ **Logan Porter** made his Major League debut with the Royals in Game 2 of the Sept. 12, **2023** doubleheader at the White Sox.

+ He led Royals full-season qualifiers in **2022** with a .442 on-base percentage in 473 plate appearances at Double-A and Triple-A, and finished 2nd with a .301 average and .918 OPS...his OPS ranked 6th among all MiLB primary catchers (min. 350 AB).

+ He batted .301 for both Northwest Arkansas and Omaha in **2022**, and was one of only three qualifiers to finish with a season on-base percentage above .440 at the Triple-A and Double-A levels, joining **Esteyru Ruiz** (.447) and **Edouard Julien** (.441).

+ Was named a High-A Central postseason All-Star at catcher in **2021** after playing in 77 games and posting an .819 OPS with Quad Cities...batted .241 (62-for-257) with 10 doubles, 1 triple, 14 home runs, 45 RBI and 45 walks.

+ Porter in **2021** was one of five players in Minor League Baseball to play in fewer than 80 games but record at least 45 walks and RBI.

+ Went 2-for-4 with a walk and RBI in the **2021** High-A Central clinching Game 5 vs. Cedar Rapids.

+ Led the Appalachian League in batting average (.352) in **2019**, as well as on-base percentage (.481), slugging percentage (.648) and OPS (1.130), and ranked tied for 4th in walks (31) and tied for 6th in home runs (9)...was named an Appalachian League postseason All-Star.

+ In **2018**, he led Surprise in his professional debut with a .317 batting average (min. 100 at-bats)...hit safely in each of his first 9 games, and recorded a career-high 3 hits in his 11th game.

2023 HIGHLIGHTS

+ In Game 2 of a doubleheader on Sept. 12, he became the eighth player to make his Majors debut with the Royals in **2023**...he started at catcher and went 2-for-4 with a hit-by-pitch and a 2-run single in his 1st at-bat off **Touki Toussaint**.

+ He became just the third player in franchise history to record at least 2 hits and 2 RBI in his Majors debut, following **Kyle Isbel** on April 1, 2021 vs. Texas and **Mark Quinn** on Sept. 14, 1999 vs. Anaheim.

+ In his debut, Porter became the fourth player in Royals history to record a 2-run hit in his 1st career plate appearance, following **Joel Peralta** on May 20, 2007 at Colorado, **Al Cowens** on April 6, 1974 vs. Minnesota and **Keith Marshall** on April 7, 1973 at California.

CAREER HIGHS

HITS	RUNS
2, 9/12/23 at CWS (G2)	1 (4x), last 9/29/23 vs. NYY
DOUBLES	RBI
1, 9/17/23 vs. HOU	2, 9/12/23 at CWS (G2)
TRIPLES	STOLEN BASES
-	-
HOME RUNS	WALKS
1, 9/16/23 vs. HOU	2, 9/24/23 at HOU

2023 HIGHLIGHTS (CONT.)

+ Caught all 9.0 innings in his Majors debut, and in tandem with **Jordan Lyles**, they retired the first 12 batters of the game...he became the second player in Royals history to start in his MLB debut behind the plate and reach safely three times, joining **Jorge Pedre**, who had 3 walks on Sept. 7, 1991.

+ Replaced **Salvador Perez** behind the plate in the top of the 5th on Sept. 16 vs. Houston and hit his 1st career home run in the 8th off **Joel Kuhnel**, with whom he was teammates on a club baseball team as a teenager in Arizona.

+ Logan reached base safely in 8 of his 10 games with a plate appearance, including 6 hits, 5 walks and 1 hit-by-pitch for a .324 on-base pct.

+ In 110 games with Omaha, 29 of his 88 hits (33%) went for extra bases, including 16 doubles and 13 home runs, with 48 RBI and 60 walks.

MISCELLANEOUS NOTES

+ Logan resides in Surprise, Ariz.

+ He was featured in [an article](#) in *The Athletic* in March **2022** that detailed his journey from a clubhouse attendant in Surprise, Ariz. in high school to a non-roster invitee in **2022**.

+ Transferred to Dixie State (Utah) for the **2017** season, where he was named one of 17 finalists for the **Josh Willingham** National MVP Award as a junior, after he hit .276 with a Pac West-leading 18 doubles, 10 HR with a Dixie State single-season record 72 RBI.

+ Attended Northwestern Oklahoma State in **2015-16**, where he was named NOSU Freshman Athlete of the Year after batting .340...also named NOSU Sophomore Athlete of the Year after batting .321.

+ Graduated from Valley Vista High School (Ariz.) in **2014**, where he was a two-time First Team All-Region selection and hit .398 as a senior...Valley Vista High School sits directly across N. Parkview Place from the Royals Spring Training facility in Surprise, Ariz.

LOGAN PORTER (CONT.)

CAREER FIELDING

YEAR	POSITION	PCT	G	GS	INN	TC	PO	A	E	DP	PB	SB	CS	CS%
2023	CATCHER	.988	11	9	85.1	82	78	3	1	0	0	7	1	87.5%

CAREER BATTING

YEAR	TEAM	G	AB	R	H	2B	3B	HR	RBI	SF	HB	BB	SO	SB	CS	AVG	OBP	SLG	OPS
2018	Surprise (R)	34	101	14	32	11	1	1	16	0	5	19	22	0	0	.317	.448	.475	.923
	NW Arkansas (AA)	1	1	0	0	0	0	0	0	0	0	0	0	0	0	.000	.000	.000	.000
2019	Burlington (R)	44	145	26	51	14	1	9	37	2	7	31	34	0	0	.352	.481	.648	1.129
2020	Did not play (no minor league season)																		
2021	Quad Cities (A+)	77	257	53	62	10	1	14	45	1	7	45	81	1	0	.241	.368	.451	.819
2022	NW Arkansas (AA)	77	259	46	78	18	0	10	45	3	6	59	73	0	2	.301	.437	.486	.923
	Omaha (AAA)	35	113	19	34	8	0	3	17	1	4	28	30	0	0	.301	.452	.451	.903
2023	Omaha (AAA)	110	379	52	88	16	0	13	48	5	4	60	113	1	1	.232	.339	.377	.716
	KANSAS CITY	11	31	4	6	1	0	1	3	0	1	5	11	0	0	.194	.324	.323	.647
MINOR LEAGUE TOTALS		378	1255	210	345	77	3	50	208	12	33	242	353	2	3	.275	.402	.461	.863
MAJOR LEAGUE TOTALS		11	31	4	6	1	0	1	3	0	1	5	11	0	0	.194	.324	.323	.647

CAREER TRANSACTIONS

2018: Signed by Kansas City as a non-drafted free agent, June 21...2023: Signed by Kansas City as a minor league free agent, Nov. 18.



MULTIPLE-STINT ROYALS (34)

PLAYER (POS)	1ST STINT	2ND STINT(S)	PLAYER (POS)	1ST STINT	2ND STINT(S)
Cram, Jerry (P)	1969	1976	Tucker, Michael (OF)	1995-96	2002-03
Healy, Fran (C)	1969	1973-76	Fasano, Sal (C)	1996-99	2001
Nelson, Roger (P)	1969-72	1976	López, Mendy (IF)	1998-99	2003-04
Scheinblum, Richie (OF)	1972	1974	Ibañez, Raúl (OF/IF)	2001-03	2014
Poquette, Tom (OF)	1973	1976-79, 1982	Wright, Jamey (P)	2003	2009
Garber, Gene (P)	1973-74	1987-88	Soria, Joakim (P)	2007-11	2016-17
Quirk, Jamie (C)	1975-76	1978-82, 1985-88	Betancourt, Yuniesky (IF)	2009-10	2012
Berenguer, Juan (P)	1981	1992	Colón, Román (P)	2009-10	2012
Cone, David (P)	1986	1993-94	Holland, Greg (P)	2010-15	2020-21
Macfarlane, Mike (C)	1987-94	1996-98	Dyson, Jarrod (OF)	2010-16	2021
De Jesus, Jose (P)	1988-89	1994	Cabrera, Melky (OF)	2011	2017
Appier, Kevin (P)	1989-99	2003-04	Santana, Ervin (P)	2013	2021
Conine, Jeff (INF)	1990	1992, 1998	Davis, Wade (P)	2013-16	2021
Mayne, Brent (C)	1990-95	2001-03	Gore, Terrance (OF)	2014-17	2019
Spehr, Tim (C)	1991	1997, 1998-99	Minor, Mike (P)	2017	2021
Samuel, Juan (IF)	1992	1995	Greinke, Zack (P)	2004-10	2022-23
Randa, Joe (IF)	1995-96	1999-2004	Smith, Will (P)	2012-13	2024



JOHN RAVE
NON-ROSTER INVITEE

#96 | OF

B/T	HT/WT	BORN (OPENING DAY AGE)	SERVICE TIME
L/L	6-0/195	Dec. 30, 1997 (26) in Canton, Ill.	0 days
ACQUIRED	SIGNING SCOUT	OPTION YEARS USED	
5th round, 2019 Draft	Scott Melvin (Royals)	0/3	

ROYAL RUNDOWN

- + ML Spring Training invitee 2023-24
- + 2021 MiLB Organization All-Star
- + 2022 Arizona Fall League Rising Star
- + Selected by Boston in 2016, but didn't sign

CAREER HIGHLIGHTS

- + **John Rave** was invited to Major League Spring Training in **2024**, his second consecutive invitation.
- + Played in 122 games in **2022**, split between Double-A Northwest Arkansas (111 games) and Triple-A Omaha (11), recording a combined 79 RBI, which ranked 3rd among Royals farmhands behind **Tyler Gentry** (86) and **Brewer Hicklen** (85).
- + While with the Naturals in **2022**, he ranked 2nd on the team in RBI (73), average (.262, min. 100 games) and walks (63), 3rd in hits (102), on-base percentage (.364, min. 100 games), slugging percentage (.414, min. 100 games), total bases (161) and stolen bases (22), T-3rd in triples (2) and 4th in HR (14).
- + Played in 18 games for the Surprise Saguaros in the Arizona Fall League and earned Rising Star honors after recording 6 extra-base hits (2 home runs) and 10 RBI with 2 stolen bases.
- + Spent the **2021** season with High-A Quad Cities, where he earned MiLB.com Organization All-Star honors after recording 25 extra-base hits and an .805 OPS...his OPS and 121 wRC+ both ranked 10th among High-A Central qualifiers.
- + He went 2-for-4 with 1 walk and 1 RBI in the **2021** High-A Central clinching Game 5 vs. Cedar Rapids in the postseason.
- + Made his professional debut with rookie-level Burlington in **2019**, and played just 15 games there before being promoted to Class-A Lexington on July 7, where he recorded 10 extra-base hits and 13 RBI in 46 games for the Legends.
- + In his pro debut on June 18, **2019** with Burlington, he went 4-for-5 with 1 double, 1 walk, 1 RBI and 3 runs scored.

2023 HIGHLIGHTS

- + Split the season between Double-A Northwest Arkansas (54 games) and Triple-A Omaha (70), combining to slash .253/.349/.400 (117-for-463, .749 OPS) with 24 doubles, 4 triples, 12 home runs, 62 RBI and 10 stolen bases.
- + Batted .236 (62-for-263) for the Storm Chasers, collecting 22 extra-base hits and 38 RBI.
- + Following a June 12 promotion to Omaha, he batted .409 (18-for-44) through the end of the month, including 3 homers and 12 RBI across 12 games.

MISCELLANEOUS NOTES

- + John resides in Bloomington, Ill.
- + He was featured in [an article](#) in *The Athletic*, written by **Zach Buchanan**, that detailed Rave's relationship with his late-father, Mike, as well as his friendship with former-Royals minor leaguer, **Jake Means**.
- + Played from **2017-19** for Illinois State, where he earned All-Missouri Valley Conference Honorable Mention and All-Defensive Team accolades as a freshman, All-MVC Second Team, and All-Defensive Team accolades as a sophomore and All-MVC First Team and was named to the MVC All-Defensive Team for the third season in a row.
- + He played for the Chatham Anglers in the Cape Cod League in **2018**, where he was teammates with Blue Jays All-Star **Alek Manoah** as well as Tigers first baseman **Spencer Torkelson**.
- + Graduated from Central Catholic HS (Ill.) in **2016**, where he was a three-time unanimous first-team all-conference selection and was selected by Boston in the 35th round of the Draft, but did not sign.

CAREER TRANSACTIONS

2016: Selected by Boston in 35th round of the Draft, but did not sign...**2019:** Selected by Kansas City in 5th round of Draft (Scott Melvin).

CAREER BATTING

YEAR	TEAM	G	AB	R	H	2B	3B	HR	RBI	SF	HB	BB	SO	SB	CS	AVG	OBP	SLG	OPS
2019	Burlington (R)	15	57	11	10	2	0	1	3	0	2	12	17	3	0	.175	.338	.263	.601
	Lexington (A)	46	174	17	44	7	1	2	13	1	3	15	58	6	5	.253	.321	.339	.660
2020		Did not play (no minor league season)																	
2021	Quad Cities (A+)	77	278	49	70	8	3	14	51	0	5	38	93	13	0	.252	.352	.453	.805
2022	NW Arkansas (AA)	111	389	66	102	13	2	14	73	5	2	63	115	22	6	.262	.364	.414	.778
	Omaha (AAA)	11	41	6	8	2	0	2	6	0	0	2	13	1	0	.195	.233	.390	.623
2023	NW Arkansas (AA)	54	200	33	55	10	3	5	24	1	0	34	58	6	4	.275	.379	.430	.809
	Omaha (AAA)	70	263	34	62	14	1	7	38	2	0	36	84	4	4	.236	.326	.376	.702
MINOR LEAGUE TOTALS		384	1402	216	351	56	10	45	208	9	12	200	438	55	19	.250	.347	.401	.748

TYLER TOLBERT



TYLER TOLBERT NON-ROSTER INVITEE

#92 | IF

B/T	HT/WT	BORN (OPENING DAY AGE)	SERVICE TIME
R/R	6-0/180	Jan. 27, 1998 (26) in Birmingham, Ala.	0 days
ACQUIRED	SIGNING SCOUT	OPTION YEARS USED	
13th round, 2019 Draft	Nick Hamilton (Royals)	0/3	

ROYAL RUNDOWN

- + 2023 George Brett Hitter of the Year
- + Went 50-for-58 in SB Attempts in 2023
- + 2023 MiLB.com Organization All-Star (OF)
- + Went 60-for-60 in SB Attempts in 2022
- + He's 193-for-204 in career steal attempts
- + Cousins with NFL QB Josh Dobbs

CAREER HIGHLIGHTS

+ **Tyler Tolbert** enters his fifth pro season with 193 stolen bases, and has been caught just 11 times (94.6% success rate)...via *STATS*, no minor league player has more stolen bases or a higher success rate since his first season in **2019**.

+ Since data is available dating back to 1992, no minor leaguer has recorded a higher stolen base success rate than Tolbert (min. 200 stolen base attempts), and he is 5.2 points higher than the next highest player, former-Royal **Terrance Gore**, who stole 321 bases from 2011-22, but was caught 38 times (89.4%).

+ For reference, Hall of Famer **Rickey Henderson**, who owns the most stolen bases in Major League history, recorded a 78.9% (251-for-318) steal percentage over six minor league seasons and an 80.8% (1406-for-1741) steal percentage over 25 Major League seasons.

+ Went 60-for-60 in stolen base attempts in High-A Quad Cities in **2022**, a feat that no player has done since at least 1992, when data is available, via *STATS*.

+ Tolbert split the **2021** season between the Arizona League (3 games), Low-A Columbia (80 games) and Advanced-A Quad Cities (6 games), recording 55 stolen bases, which ranked 4th among all minor league players, and most among all Royal minor leaguers.

+ He was caught stealing only twice on 57 attempts in **2021**, a 96.5% success rate, the 2nd-highest of any player in either Major or Minor League Baseball (min. 30 stolen bases), behind only Angels prospect **D'Shawn Knowles'** 96.9% rate (31-for-32) at Class-A Inland Empire.

+ Recorded 28 steals in 29 attempts in 50 games during his pro debut in **2019**, 7th in Royals organization.

MISCELLANEOUS NOTES

- + Tyler resides in Trussville, Ala.
- + He is cousins with NFL quarterback **Josh Dobbs**, who was selected by Pittsburgh in the 4th round of the 2017 NFL Draft out of Tennessee.

CAREER BATTING

YEAR	TEAM	G	AB	R	H	2B	3B	HR	RBI	SF	HB	BB	SO	SB	CS	AVG	OBP	SLG	OPS
2019	Idaho Falls (R)	9	34	11	13	2	3	0	6	1	0	1	8	2	1	.382	.389	.618	1.007
	Surprise (R)	41	140	26	31	2	1	0	18	3	7	22	41	26	0	.221	.349	.250	.599
2020																			
Did not play (no minor league season)																			
2021	ACL Royals Blue (R)	3	11	5	5	0	0	0	0	0	0	1	4	2	0	.455	.500	.455	.955
	Columbia (A)	80	283	56	62	10	7	5	32	2	8	51	95	49	2	.219	.352	.357	.709
	Quad Cities (A+)	6	16	4	3	1	0	1	4	0	0	3	6	4	0	.188	.316	.438	.754
2022	Quad Cities (A+)	116	447	79	100	20	10	4	36	5	5	55	125	60	0	.224	.313	.340	.653
2023	NW Arkansas (AA)	126	518	95	143	24	10	10	50	3	8	40	127	50	8	.276	.336	.419	.755
MINOR LEAGUE TOTALS		381	1449	276	357	59	31	20	146	14	28	173	406	193	11	.246	.335	.371	.706

CAREER TRANSACTIONS

2019: Selected by Kansas City in 13th round of the Draft (Nick Hamilton).

MiLB SB%, 1992-2023*

PLAYER	YEARS	SB	CS	SB%
1. Tyler Tolbert	2019-23	193	11	94.6%
2. Terrance Gore	2011-22	321	38	89.4%
3. Wes Rogers	2014-19	214	35	85.9%
T12. Jarrod Dyson	2006-18	185	35	84.1%
T21. Billy Hamilton	2009-23	409	84	83.0%

*via *STATS* (min. 200 MiLB SB attempts between 1992-2023)

2023 HIGHLIGHTS

+ Tolbert earned his first invitation to Major League Spring Training in **2023**...played in 20 spring games and hit 2 home runs while stealing 3 bases.

+ He was the recipient of the **George Brett** Award, given to the top hitter in the Royals organization, after he appeared in 126 games with Double-A Northwest Arkansas and slashed .276/.336/.419 (143-for-518, .755 OPS), collecting 217 total bases with 24 doubles, 10 triples, 10 home runs and 50 RBI...was also named an MiLB Organization All-Star in the outfield.

+ He went 50-for-58 (86.2%) in stolen base attempts, leading all Royals minor leaguers in **2023**.

+ He led the Naturals in at-bats, runs (95), hits, total bases, stolen bases and triples, while also leading the Texas League in triples.

MISCELLANEOUS NOTES (CONT.)

+ Starred for the Brisbane Bandits of the Australian Winter League in **2022-23**, and was named his team's and the league's Defensive Player of the Year...at the plate, he slashed .297/.404/.430 (38-for-128) with 32 runs scored, 9 doubles, 1 triple, 2 home runs and 15 stolen bases.

+ Attended the University of Alabama at Birmingham from **2017-19**...made an acrobatic catch on April 17, **2018** that was No. 8 on SportsCenter's Top-10 plays that night.

+ Graduated from Hewitt-Trussville HS (Ala.) in **2016**, where he was the Birmingham/Central Alabama Player of the Year after batting .447 as a senior with a school-record 71 hits and 41 stolen bases.



LUCA TRESH (loo-cuh) #89 | C
NON-ROSTER INVITEE

B/T	HT/WT	BORN (OPENING DAY AGE)	SERVICE TIME
R/R	6-1/195	Jan. 11, 2000 (24) in Clearwater, Fla.	0 days
ACQUIRED	SIGNING SCOUT	OPTION YEARS USED	
17th round, 2021 Draft	Tim Bittner (Royals)	0/3	

- ROYAL RUNDOWN**
- + ML Spring Training invitee 2023-24
 - + 2022 Quad Cities Player of the Year
 - + Cousins with 1962 AL ROY Tom Tresh
 - + 2022 MiLB.com Organization All-Star
 - + Nephew of 12-year MLB veteran Mike Tresh
 - + 2021 Arizona Fall League participant

CAREER HIGHLIGHTS

- + Luca Tresh was named the **2022** Quad Cities Player of the Year and an MiLB Organization All-Star after he batted .273 (82-for-300) with 30 extra-base hits, 54 RBI, 48 runs and 41 walks in 80 games with the River Bandits, amassing an .830 OPS, before being promoted to Double-A Northwest Arkansas on Aug. 9.
- + He began the season with a 3-hit, 3-RBI game on Opening Day and finished April with a .293/.382/.517 (17-for-58) slashline.
- + Tresh recorded his first career 2-home run game on Aug. 4 vs. Wisconsin while driving in a career-high-tying 4 runs and stole a base as he guided the River Bandits to a 9-6 victory.
- + Finished his time in Quad Cities with an .830 OPS, ranking 5th among High-A primary catchers (min. 300 at-bats).
- + He played in 16 games in his first professional season in **2021**, appearing in 6 games with the ACL Royals Blue before being promoted to Low-A Columbia, where he drove in 5 runs in 10 games.
- + Played in 7 games for Surprise in the Arizona Fall League, just four months after playing in the NCAA College World Series in Omaha, Neb.

2023 HIGHLIGHTS

- + Was invited to his first Major League Spring Training camp in **2023**, appearing in 14 games and posting a .263/.333/.421 (5-for-19, .754 OPS) slashline with 3 doubles and 2 walks.
- + Played in 92 games with the Northwest Arkansas Naturals, slashing .228/.313/.362 (76-for-334) with 44 runs scored, 11 doubles, 2 triples, 10 HR and 48 RBI.

CAREER BATTING

YEAR	TEAM	G	AB	R	H	2B	3B	HR	RBI	SF	HB	BB	SO	SB	CS	AVG	OBP	SLG	OPS
2021	ACL Royals Blue (R)	6	18	2	7	3	0	1	3	0	0	1	4	0	0	.389	.421	.722	1.143
	Columbia (A)	10	35	0	5	1	0	0	5	0	0	4	11	0	0	.143	.231	.171	.402
2022	Quad Cities (A+)	80	300	48	82	15	1	14	54	4	2	41	85	3	3	.273	.360	.470	.830
	NW Arkansas (AA)	24	91	16	23	4	0	5	14	0	2	13	25	1	0	.253	.358	.462	.820
2023	NW Arkansas (AA)	92	334	44	76	11	2	10	48	3	0	43	72	1	1	.228	.313	.362	.675
MINOR LEAGUE TOTALS		212	778	110	193	34	3	30	124	7	4	102	197	5	4	.248	.336	.415	.751

CAREER TRANSACTIONS

2021: Selected by Kansas City in 17th round of the Draft (Tim Bittner).

2023 HIGHLIGHTS (CONT.)

- + He caught 77 games (75 starts), covering 643.2 innings for the Naturals.
- + Set the Naturals single-game walks record after being issued 5 free passes on May 23 at Tulsa.

MISCELLANEOUS NOTES

- + Luca resides in Safety Harbor, Fla.
- + Attended the North Carolina State University from **2018-21** and led the team with a .405 batting average in just 11 games before the **2020** season ended early due to the COVID-19 pandemic.
- + He started all 56 games of the **2021** college season behind home plate for the Wolfpack, making him one of just three D1 players to start all team games at the same position...led the team with 15 home runs and recorded 14 multi-hit games as the Wolfpack finished 3rd in the College World Series.
- + Tresh graduated from Clearwater Central Catholic High School (Fla.) in **2018**, where he hit .380 with 9 doubles and 3 home runs as a senior.
- + He is the cousin of **Tom Tresh**, who won American League Rookie of the Year in **1962**, was a two-time All-Star and a *Rawlings* Gold Glove Award winner with the Yankees during his nine-year career from 1961-69.
- + Tom's father was **Mike Tresh**, who played 12 seasons with the White Sox from 1938-49.



BECK WAY

#95 | RHP

NON-ROSTER INVITEE

B/T	HT/WT	BORN (OPENING DAY AGE)	SERVICE TIME
R/R	6-4/190	Aug. 6, 1999 (24) in Harrisburg, Penn.	0 days
ACQUIRED	SIGNING SCOUT	OPTION YEARS USED	
Trade w/ Yankees, 7/27/22	-	0/3	

ROYAL RUNDOWN

- + ML Spring Training invitee 2024
- + 2023 Arizona Fall League participant
- + Acquired in Andrew Benintendi trade
- + Cape Cod League alum (2019)

CAREER HIGHLIGHTS

- + **Beck Way** earned his first invitation to Major League Spring Training in **2024**.
- + Began the **2022** season at High-A Hudson Valley and went 5-5 with a 3.73 ERA over 15 starts before he was acquired by Kansas City on July 27 with RHP **Chandler Champlain** and LHP **T.J. Sikkema** in exchange for OF **Andrew Benintendi**.
- + He reported to High-A Quad Cities following the trade, where he finished the season with a 3-3 record, a 3.79 ERA (15 ER in 35.2 IP) and 47 strikeouts.
- + In **2021**, he split time between Low-A Tampa and High-A Hudson Valley, combining to go 4-3 with a 3.98 ERA (28 ER in 63.1 IP), 38 walks and 83 strikeouts in 19 games (18 starts).

MISCELLANEOUS NOTES

- + **Beck Way** resides in Huntington Beach, Calif., and is an avid golfer.
- + Graduated from Cumberland Valley HS (Penn.) in **2016**.
- + Attended Belmont Abbey College (N.C.) from **2017-18**, where he made 18 appearances and earned 2 saves with a 3.98 ERA (9 ER in 20.1 IP) in 2018.
- + Sat out the **2019** season, but did appear in 11 games (1 start) for Cotuit in the Cape Cod League, going 2-2 with a 3.29 ERA (5 ER in 13.2 IP).

2023 HIGHLIGHTS

- + Spent the **2023** season in Double-A Northwest Arkansas, but struggled to a 2-9 record with a 6.67 ERA (59 ER in 79.2 IP) and 80 strikeouts.
- + As a starter, he went 0-9 with a 9.23 ERA (53 ER in 51.2 IP), more walks (51) than strikeouts (48) and a .306 opponents' average (63-for-206)...as a reliever, he went 2-0 with a 1.93 ERA (6 ER in 28.0 IP), 32 strikeouts and just 12 walks, while opponents hit .153 (15-for-98).
- + He began the year in the starting rotation but was 0-5 through 12 starts with a 9.57 ERA (39 ER in 36.2 IP).
- + Made a relief appearance on June 23 and covered 3.2 innings, allowing just 1 run...made another start on June 30 at Wichita, but didn't escape the 1st inning as he allowed 4 runs (3 ER) on 5 hits while recording just 2 outs.
- + Pitched solely in relief from July 4-Aug. 23, and dominated to the tune of a 1.85 ERA (5 ER in 24.1 IP) and 27 strikeouts, with a .153 opponents' batting average (13-for-85).
- + Returned to the rotation on Aug. 29 and over his final 4 appearances (all starts), he went 0-3 with a 6.91 ERA (11 ER in 14.1 IP) and a 13-15 BB-K ratio.
- + Pitched in 6 games for Surprise in the Arizona Fall League, striking out 7 batters over 6.0 innings.

CAREER PITCHING

YEAR	TEAM	W-L	ERA	G	GS	SV	IP	H	R	ER	HR	HB	BB	SO	BB/9	SO/9	AVG
2020		Did not play (no minor league season)															
2021	Tampa (A)	3-1	2.68	15	14	0	47.0	23	15	14	2	6	29	54	5.6	10.3	.144
	Hudson Valley (A+)	1-2	7.71	4	4	0	16.1	18	14	14	3	2	9	29	5.0	16.0	.281
2022	Hudson Valley (A+)	5-5	3.73	15	15	0	72.1	55	32	30	9	4	26	80	3.2	10.0	.212
	Quad Cities (A+)	3-3	3.79	7	7	0	35.2	24	17	15	1	6	17	47	4.3	11.9	.189
2023	NW Arkansas (AA)	2-9	6.67	28	17	0	79.2	78	65	59	10	16	63	80	7.1	9.0	.257
MINOR LEAGUE TOTALS		14-20	4.73	69	57	0	251.0	198	143	132	25	34	144	290	5.2	10.4	.217

CAREER TRANSACTIONS

2020: Selected by the Yankees in the 4th round of Draft...**2022:** Acquired by Kansas City with RHP **Chandler Champlain** and LHP **T.J. Sikkema** for OF **Andrew Benintendi**, July 27.



HISTORY

- 202 Retired Numbers
- 205 Royals Hall of Fame
- 215 History of the Royals
- 216 Royals Timeline
- 221 Opening Day History
- 224 All-Time Roster
- 239 Award Winners
- 246 All-Star Selections





GEORGE BRETT

#5

AWARDS & ACHIEVEMENTS

- + Inducted into Baseball Hall of Fame in 1999
- + Received 98.2% of HoF votes, 8th-best ever
- + His #5 was retired by the Royals on 5/14/94
- + Won batting titles in three different decades
- + AL MVP in 1980 and runner up in 1976 & 1985
- + Batted .390 during 1980 MVP season
- + 13-time All-Star & 1985 ALCS MVP
- + 1985 World Series champion
- + 21-year MLB career, all with Kansas City
- + 8-time Royals Player of the Year
- + 3-time Silver Slugger Award winner
- + *Rawlings* Gold Glove Award winner in 1985
- + 1 of 5 all-time w/ 3,000 H, 300 HR, 200 SB
- + 7th all-time in 2B (665) & 19th in hits (3,154)

George Brett wrapped up a 21-year Hall of Fame career with the Royals in 1993 after establishing himself as one of the greatest to ever play the game.

He became the only Royal and just the 11th third baseman to be inducted into the Hall of Fame on July 25, 1999 after receiving 98.2% of the votes, now the 8th-highest mark of all-time. He had his No. 5 retired by the Royals on May 14, 1994.

At the conclusion of Brett's career, he was the only player in Major League history to record more than 3,000 hits, 300 home runs, 600 doubles, 100 triples and 200 stolen bases. He was the first player to win batting titles in three decades (1976, 1980, 1990) and retired as the American League career record holder for most intentional walks (229) in the Expansion Era.

A 13-time All-Star, Brett is the club's all-time leader in every counting offensive category except steals.

He was the American League MVP in 1980, finished as the MVP runner up in 1976 and 1985, was a three-time Louisville Slugger Silver Slugger Award winner, a *Rawlings* Gold Glove Award winner in 1985 and was crowned the Royals Player of the Year eight times.

Brett hit .390 in his MVP season, the highest batting average since **Ted Williams'** .406 mark in 1941.

He batted .360 during the 1985 postseason and earned ALCS MVP honors after he rallied the Royals from a 3-1 deficit against Toronto, including a 2-HR effort in Game 3. Brett had 10 hits in the 1985 World Series, including a 4-hit effort in Game 7 vs. St. Louis.

He culminated his career with his 3,000th hit on Sept. 30, 1992 as part of a 4-hit game. Overall, he guided the Royals to seven postseasons and two World Series. During his 21-year career, they had 15 winning seasons, including eight years with at least 90 wins.



Brett's statue sat outside of Kauffman Stadium from 2001-08, and was moved to its current position inside the ballpark in 2009.

CAREER BATTING STATISTICS

YR	TM	G	AB	R	H	2B	3B	HR	RBI	HBP	BB	SO	SB	CS	AVG	OBP	SLG	OPS	E
1973	KC	13	40	2	5	2	0	0	0	0	0	5	0	0	.125	.125	.175	.300	1
1974	KC	133	457	49	129	21	5	2	47	0	21	38	8	5	.282	.313	.363	.676	21
1975	KC	159	634*	84	195*	35	13+	11	90	2	46	49	13	10	.308	.353	.456	.809	26
1976	KC	159	645*	94	215	34	14*	7	67	1	49	36	21	11	.333*	.377	.462	.839	26
1977	KC	139	564	105	176*	32	13	22	88	2	55	24	14	12	.312	.373	.532	.905	21
1978	KC	128	510	79	150	45*	8	9	62	1	39	35	23	7	.294	.342	.467	.809	16
1979	KC	154	645	119	212*	42	20*	23	107	0	51	36	17	10	.329	.376	.563	.939	31
1980	KC	117	449	87	175	33	9	24	118	1	58	22	15	6	.390*	.454*	.664*	1.118*	17
1981	KC	89	347	42	109	27	7	6	43	1	27	23	14	6	.314	.361	.484	.846	14
1982	KC	144	552	101	166	32	9	21	82	1	71	51	6	1	.301	.378	.505	.884	17
1983	KC	123	464	90	144	38	2	25	93	1	57	39	0	1	.310	.385	.563*	.947*	25
1984	KC	104	377	42	107	21	3	13	69	0	38	37	0	2	.284	.344	.459	.802	14
1985	KC	155	550	108	184	38	5	30	112	3	103	49	9	1	.335	.436	.585*	1.022*	15
1986	KC	124	441	70	128	28	4	16	73	4	80	45	1	2	.290	.401	.481	.881	16
1987	KC	115	427	71	124	18	2	22	78	1	72	47	6	3	.290	.388	.496	.884	9
1988	KC	157	589	90	180	42	3	24	103	3	82	51	14	3	.306	.389	.509	.898	10
1989	KC	124	457	67	129	26	3	12	80	3	59	47	14	4	.282	.362	.431	.793	2
1990	KC	142	544	82	179	45+	7	14	87	0	56	63	9	2	.329*	.387	.515	.902	7
1991	KC	131	505	77	129	40	2	10	61	0	58	75	2	0	.255	.327	.402	.729	1
1992	KC	152	592	55	169	35	5	7	61	6	35	69	8	6	.285	.330	.397	.727	3
1993	KC	145	560	69	149	31	3	19	75	3	39	67	7	5	.266	.312	.434	.746	0
TOTALS		2707	10349	1583	3154	665	137	317	1596	33	1096	908	201	97	.305	.369	.487	.857	292

*led league +tied for league lead

RETIRED NUMBERS (CONT.)



FRANK WHITE

#20

AWARDS & ACHIEVEMENTS

- + His #20 was retired by the Royals in 1995
- + 8-time *Rawlings* Gold Glove Award winner
- + 5-time All-Star & 1980 ALCS MVP
- + 2-time Royals Player of the Year
- + First graduate of Royals Academy
- + 1985 World Series champion
- + 18-year MLB career, all with Kansas City
- + 1986 Silver Slugger Award winner
- + 2nd in Royals history in games, at-bats, hits
- + Top 5 in Royals history in runs, 2B, 3B, XBH

#20

Frank White was the defensive star for the Royals from 1973 to 1990, winning eight *Rawlings* Gold Gloves, an American League record for second basemen at the time. Hall of Famers **Bill Mazerowski** (8), **Ryne Sandberg** (9) and **Roberto Alomar** (10) are the only second basemen in Major League history to accomplish the same feat. White's eight Gold Gloves are now tied with **Alex Gordon** for the most in Royals history.

White's number 20 was retired and he was inducted into the Royals Hall of Fame in 1995.

White won the *Rawlings* Gold Glove Award in six consecutive seasons from 1977 to 1982 and missed a ninth award in 1988 despite committing just 4 errors and leading the league in fielding percentage.

He was selected to the All-Star team five times and earned the starting nod at second base in 1979. White, who ranked 7th all-time in fielding percentage among second basemen when he retired, was named the Royals Player of the Year in 1983 and 1986.

White was named the first ever ALCS MVP in 1980 after hitting .545 (6-for-11) to lead Kansas City to its first World Series by defeating the New York Yankees.

In the 1985 World Series, White led all players with 6 RBI, hitting 3 doubles and a home run as the Royals rallied from a 3-1 deficit to beat St. Louis.

Following his career-best 1986 season, White was selected to the Major League All-Star team that toured Japan in the offseason. He was also named to *The Sporting News* Silver Slugger Team.

A Kansas City native and the first-ever graduate of the experimental Royals Academy, White ranks 2nd on the club's career charts in games (2,324), at-bats (7,859) and hits (2,006). He also stands in the top 5 in career runs, doubles, triples, total bases and extra base hits.

In 1988, White was honored with the **Ernie Mehl** Award for his contribution to the Kansas City community.



White's statue sat outside of Kauffman Stadium from 2004-08, and was moved to its current position inside the ballpark in 2009.

CAREER BATTING STATISTICS

YEAR	TEAM	G	AB	R	H	2B	3B	HR	RBI	HBP	BB	SO	SB	CS	AVG	OBP	SLG	OPS	E
1973	KC	51	139	20	31	6	1	0	5	0	8	23	3	1	.223	.262	.281	.542	12
1974	KC	99	204	19	45	6	3	1	18	0	5	33	3	4	.221	.239	.294	.533	12
1975	KC	111	304	43	76	10	2	7	36	1	20	39	11	3	.250	.297	.365	.662	12
1976	KC	152	446	39	102	17	6	2	46	3	19	42	20	11	.229	.263	.307	.570	23
1977	KC	152	474	59	116	21	5	5	50	2	25	67	23	5	.245	.284	.342	.626	8
1978	KC	143	461	66	127	24	6	7	50	3	26	59	13	10	.275	.317	.399	.716	16
1979	KC	127	467	73	124	26	4	10	48	1	25	54	28	8	.266	.300	.403	.703	12
1980	KC	154	560	70	148	23	4	7	60	2	19	69	19	6	.264	.289	.357	.646	10
1981	KC	94	364	35	91	17	1	9	38	0	19	50	4	2	.250	.285	.376	.661	6
1982	KC	145	524	71	156	45	6	11	56	2	16	65	10	7	.298	.318	.469	.788	17
1983	KC	146	549	52	143	35	6	11	77	0	20	51	13	5	.260	.283	.406	.690	8
1984	KC	129	479	58	130	22	5	17	56	2	27	72	5	5	.271	.311	.445	.756	11
1985	KC	149	563	62	140	25	1	22	69	1	28	86	10	4	.249	.284	.414	.698	17
1986	KC	151	566	76	154	37	3	22	84	2	43	88	4	4	.272	.322	.465	.787	10
1987	KC	154	563	67	138	32	2	17	78	2	51	86	1	3	.245	.308	.400	.708	10
1988	KC	150	537	48	126	25	1	8	58	4	21	67	7	3	.235	.266	.330	.595	4
1989	KC	135	418	34	107	22	1	2	36	2	30	52	3	2	.256	.307	.328	.635	10
1990	KC	82	241	20	52	14	1	2	21	3	10	32	1	0	.216	.253	.307	.560	8
TOTALS		2324	7859	912	2006	407	58	160	886	30	412	1035	178	83	.255	.293	.383	.675	206

RETIRED NUMBERS (CONT.)



DICK HOWSER

#10

AWARDS & ACHIEVEMENTS

- + His #10 was retired by the Royals in 1987
- + Manager of 1985 World Series champions
- + Led Royals to three division titles
- + ESPN Manager of the Year in 1984
- + 3rd in Royals history with 404 wins as MGR
- + 1961 All-Star as rookie for Kansas City A's
- + Inducted into College Baseball HoF in 2008
- + Played 8 seasons in MLB from 1961-68

#10

Dick Howser managed the Royals from Aug. 31, 1981 to Feb. 23, 1987 before losing a courageous battle to cancer on June 17, 1987. During Howser's regime, the Royals won three division titles, a World Series championship in 1985 and recorded a 404-365 (.525) record. His uniform number 10 was the first number retired by the Royals in 1987.

He guided the club in one of the most remarkable comebacks in postseason history, defeating Toronto in the ALCS and St. Louis to win the 1985 World Series. His skills and ability to maneuver the lineup and roster played an important role in the club's success, as he capitalized on a strong starting pitching staff and maximized an offense that ranked 13th in average and runs scored.

Howser's World Series season was quite an encore for a Manager who was named the ESPN Manager of the Year and finished 2nd in the Baseball Writer's Manager of the Year balloting in 1984.

His 1984 club was hampered by injuries throughout the year as his starting lineup was together for only 50 of the 162 games. Despite the injuries, he guided the Royals from a 6th-place standing and a 40-51 record on July 18, to capture the AL West crown by compiling a 44-27 record over the last 10 weeks.

Overall, he recorded a 507-425 (.544) record at the big league level, including a 103-win season with the Yankees in 1980, becoming just the fourth manager in baseball to win 100 games in his first year.

Howser began his professional career after twice earning All-America honors at Florida State, where the stadium is now named in his honor. The 1961 *Sporting News* Rookie of the Year with the Kansas City A's, he was a member of the 1961 All-Star team and played eight seasons in the Majors.



Howser's statue has sat beyond the fountains in the outfield at Kauffman Stadium since 2009.



PLAYING CAREER

YEAR	TEAM	G	AB	R	H	2B	3B	HR	RBI	HBP	BB	SO	SB	CS	AVG	OBP	SLG	OPS	E
1961	KCA	158	611	108	171	29	6	3	45	5	92	38	37	9	.280	.377	.362	.739	38
1962	KCA	83	286	53	68	8	3	6	34	1	38	8	19	2	.238	.326	.350	.676	13
1963	KCA	15	41	4	8	0	0	0	1	0	7	3	0	0	.195	.313	.195	.508	2
	CLE	49	162	25	40	5	0	1	10	0	22	18	9	3	.247	.333	.296	.630	9
1964	CLE	162	637	101	163	23	4	3	52	2	76	39	20	7	.256	.335	.319	.654	20
1965	CLE	107	307	47	72	8	2	1	6	1	57	25	17	4	.235	.354	.283	.638	7
1966	CLE	67	140	18	32	9	1	2	4	0	15	23	2	4	.229	.299	.350	.649	5
1967	NYG	63	149	18	40	6	0	0	10	2	25	15	1	4	.268	.381	.309	.689	3
1968	NYG	85	150	24	23	2	1	0	3	2	35	17	0	1	.153	.321	.180	.501	3
TOTALS		789	2483	398	617	90	17	16	165	13	367	186	105	34	.248	.346	.318	.664	100

MANAGERIAL CAREER

YEAR	TEAM	LEAGUE	GAMES	WINS	LOSSES	PCT	FINISH	POSTSEASON
1978	NYG	AL East	1	0	1	0	---	
1980	NYG	AL East	162	103	59	.636	1st	Lost ALCS (3-0) to KC
1981	KC	AL West	33	20	13	.606	1st*	Lost ALDS (3-0) to OAK
1982	KC	AL West	162	90	72	.556	2nd	
1983	KC	AL West	162	79	83	.488	2nd	
1984	KC	AL West	162	84	78	.519	1st	Lost ALCS (3-0) to DET
1985	KC	AL West	162	91	71	.562	1st	Won WS (4-3) vs. STL
1986	KC	AL West	88	40	48	.455	3rd	
TOTALS			932	507	425	.544	*2nd half	

RETIRED NUMBERS (CONT.)



JACKIE ROBINSON

#42

Jackie Robinson broke the Major League color barrier in 1947. He went on to win Rookie of the Year that season and the 1949 NL MVP. Robinson was a six-time All-Star, recording a .311 career batting average, 1,518 hits and 197 stolen bases in his 10-year Major League career. Prior to his historic stint in the Majors, Robinson played in Kansas City for the Monarchs in 1945. On April 15, 1997, the 50th anniversary of his debut, Major League Baseball retired his number.

In 2004, Major League Baseball and its teams adopted a new annual tradition of Jackie Robinson Day, to be celebrated on April 15 each year. Starting in 2009, all on-field personnel began honoring Robinson by wearing his No. 42 on April 15. Since then, the Royals are 6-9 all-time on Jackie Robinson Day.

ROYALS HALL OF FAME

The Royals Hall of Fame, presented by Commerce Bank, is an education and entertainment venue blending the timelessness of a museum with the sheer fun of the ballpark for a one-of-a-kind outing at Kauffman Stadium. The 7,000 square foot facility opened on July 17, 2009 and features dynamic exhibits that include artifacts, photos, documents and multi-media experiences tracing the history of professional baseball in Kansas City from the 1884 Kansas City Union to the current day Kansas City Royals.

Fans can learn about the Royals founding and the special story of the innovative Royals Baseball Academy; the important role of player development and the minor leagues; hear more about great moments in Royals history; take a look back at the amazing careers of two of the greatest players to ever play, **George Brett** and **Frank White**; and relive the Royals championship seasons including Kansas City's first American League Championship in 1980, the amazing 1985 journey to a World Series title, the back-to-back American League Pennant winning seasons of 2014 and 2015 and the unforgettable postseason run that made the 2015 Kansas City Royals into World Series Champions.

ON DISPLAY IN THE ROYALS HALL OF FAME

- + 2015 World Series trophy
- + 2015 World Series final out baseball
- + **Alex Gordon's** 2015 World Series Game 1 jersey
- + 2015 American League Championship trophy
- + 2014 American League Championship trophy
- + **Salvador Perez's** 2014 AL Wild Card Game jersey
- + 1985 World Series trophy
- + 1985 American League Championship trophy
- + **Bret Saberhagen's** 1985 AL Cy Young Award
- + 1984 American League West Championship trophy
- + 1980 American League Championship trophy
- + **George Brett's** 1980 American League MVP Award
- + 1978 American League West Championship trophy
- + 1977 American League West Championship trophy
- + 1976 American League West Championship trophy
- + **Frank White's** eight *Rawlings* Gold Gloves
- + **George Brett's** 3,000th hit baseball & bat
- + Baseballs from **Steve Busby's** two no-hitters



ROYALS HALL OF FAME HIGHLIGHTS

Royals Hall of Fame Plaque Room: Learn about the accomplishments and contributions of all 26 members of the Royals Hall of Fame. The organization's highest honor was first awarded in 1986 to pitcher **Steve Busby** and outfielder **Amos Otis**, with the most recent inductee being **Ned Yost** (2023).

ROYALS HALL OF FAME (CONT.)

ROYALS HALL OF FAMERS (27)

CLASS	INDUCTEE	POSITION	CLASS	INDUCTEE	POSITION
1986	Steve Busby	RHP	1998	Dan Quisenberry	RHP
	Amos Otis	OF	2000	Whitey Herzog	Manager
1987	Dick Howser	Manager		Willie Wilson	OF
	Cookie Rojas	2B	2003	Jeff Montgomery	RHP
	Paul Splittorff	LHP	2004	Denny Matthews	Broadcaster
1989	Dennis Leonard	RHP	2005	Bret Saberhagen	RHP
	Hal McRae	OF/DH	2006	Mark Gubicza	RHP
1992	Joe Burke	Team President	2008	Art Stewart	Scout/Advisor
	Larry Gura	LHP	2011	Kevin Appier	RHP
	Fred Patek	SS	2012	George Toma	Groundskeeper
	Ewing Kauffman	Owner	2015	Mike Sweeney	1B/DH
1993	Ewing Kauffman	Owner	2023	Ned Yost	Manager
1994	George Brett	3B			
1995	Frank White	2B			
1996	Muriel Kauffman	Owner			
	John Mayberry	1B			

NED YOST

Ned Yost was inducted as the 27th member of the Royals Hall of Fame during a pregame ceremony on Sept. 2, 2023. Yost is the Royals all-time leader in managerial wins (746) and led the franchise to back-to-back World Series appearances from 2014-15, including the second World Series title in Royals history in 2015. He led the Royals to a 22-9 postseason record for a .710 win pct., setting a Major League record (min. 20 games).

More than two dozen members from Kansas City's back-to-back American League champion teams in 2014-15 attended the ceremony, including **Aldices Escobar**, **Wade Davis**, **Alex Gordon** and **Greg Holland**.



ROYALS HALL OF FAME VOTING & ELIGIBILITY

The Royals Hall of Fame voting process includes two phases. The Regular Phase takes place in odd-numbered years and focuses on eligible former players and managers. The Veterans Committee phase takes place in even-numbered years and considers both non-field personnel and alumni who have previously received Royals Hall of Fame (Regular Phase) votes but are no longer eligible for election in that manner.

To be eligible for the first time, Royals alumni must have been active with the team for at least three seasons and accumulated a minimum of 1,500 plate appearances or 300.0 innings pitched or managed the equivalent of three full seasons. Eligible alumni shall have ceased to be an active on-field member of the Royals (or for any other organization) in the role for which they are being considered for at least three calendar years preceding the election.

ROYALS HALL OF FAME (CONT.)



STEVE BUSBY 1972-80

RHP
INDUCTED 1986

Steve Busby was one of the Royals best pitchers and top competitors despite having his career shortened by a shoulder injury. From 1973-75, he averaged nearly 19 wins, 263.2 innings and 177 strikeouts per season while establishing many club records. A two-time All-Star, Busby recorded a no-hitter in each of his first two full big league seasons (1973-74). In 1975, he led the Royals in wins (18), ERA (3.08), innings (260.1) and strikeouts (160).

STEVE BUSBY	W-L	ERA	G	GS	CG	SHO	IP	H	R	ER	BB	SO
8 years w/Royals	70-54	3.72	167	150	53	7	1060.2	1003	483	438	433	659



AMOS OTIS 1970-83

OF
INDUCTED 1986

Amos Otis' career with the Royals spanned 14 years as he patrolled center field and excelled at the plate. A five-time All-Star, three-time *Rawlings* Gold Glove Award winner and three-time Royals Player of the Year, Otis ranks 2nd in Royals history in stolen bases (340) and runs (1,074), 3rd in hits (1,977) and RBI (992) and 4th in home runs (193).

AMOS OTIS	G	AB	R	H	2B	3B	HR	RBI	BB	SO	SB	AVG	OBP	SLG
14 yrs w/KC	1891	7050	1074	1977	365	65	193	992	739	953	340	.280	.347	.433



COOKIE ROJAS 1970-77

2B
INDUCTED 1987

Cookie Rojas brought more than eight years of National League experience to the Royals in 1970. His experience and leadership abilities were felt immediately with the young expansion team, providing a solid base for future championships. Rojas was named to the American League All-Star team four consecutive years from 1971-74 and received MVP votes in 1971 and 1973.

COOKIE ROJAS	G	AB	R	H	2B	3B	HR	RBI	BB	SO	SB	AVG	OBP	SLG
8 years w/KC	880	3072	324	824	139	12	25	332	213	236	46	.268	.314	.346



PAUL SPLITTORFF 1970-84

LHP
INDUCTED 1987

Paul Splittorff played his entire 15-year career with the Royals from 1970-84, and was a mainstay on the staff from 1972-80, during which he averaged nearly 15 wins and 220.0 innings per season. The big left hander holds the Royals career records for wins (166), starts (392) and innings pitched (2554.2). In 1973, he became the first 20-game winner in Royals history. Cancer claimed "Splitt" in 2011.

P. SPLITTORFF	W-L	ERA	G	GS	CG	SHO	IP	H	R	ER	BB	SO
15 years w/KC	166-143	3.81	429	392	88	17	2554.2	2644	1243	1082	780	1057



DENNIS LEONARD 1974-86

RHP
INDUCTED 1989

Dennis Leonard spent all 12 of his seasons in the Majors with Kansas City, and is the only three-time 20-game winner in Royals history. The three-time Royals Pitcher of the Year holds the club's career record for complete games (103) and shutouts (23), and single-season highs in starts (40 in 1978), complete games (21 in 1977), innings pitched (294.2 in 1978) and strikeouts (244 in 1977). His 120 wins from 1975-81 were the most by a right-handed pitcher in the Majors.

DENNIS LEONARD	W-L	ERA	G	GS	CG	SHO	IP	H	R	ER	BB	SO
12 years w/Royals	144-106	3.70	312	302	103	23	2187	2137	1008	898	622	1323

ROYALS HALL OF FAME (CONT.)



HAL McRAE 1973-87

OF/DH

INDUCTED 1989

Hal McRae's hard-nosed, aggressive style of play set the tone for the Royals championship clubs. He spent 15 of his 19 big league seasons with the Royals, including six 1st-place teams. He was a three-time All-Star, led the Majors in doubles twice and led the league with 133 RBI in 1982. He earned Royals Player of the Year honors in 1974 and 1982. A few years after his playing career ended, he managed the Royals to a 286-277 record over four seasons from 1991-94.

HAL McRAE	G	AB	R	H	2B	3B	HR	RBI	BB	SO	SB	AVG	OBP	SLG
15 yrs w/KC	1837	6568	873	1924	449	63	169	1012	616	697	105	.293	.356	.458



JOE BURKE 1973-92

GM/PRESIDENT

INDUCTED 1992

Under **Joe Burke's** guidance, baseball achieved its greatest success in Kansas City. He joined the club in 1973 and served as General Manager from 1974-1981. He was president of the club from that time until cancer took his life in 1992. Burke was named Major League Executive of the Year in 1976 and "Mr. Baseball" at the Kansas City Baseball Awards Dinner in 1978.



LARRY GURA 1976-85

LHP

INDUCTED 1992

Larry Gura went 111-78 in 10 seasons with the Royals and owns the 2nd-best win percentage (.587) in franchise history (min. 500.0 IP). The crafty left hander was a member of the 1980 American League All-Star squad and twice was selected as the Royals Pitcher of the Year, in 1978 and 1981. He recorded a career-high 18 victories in 1980 and 1982, and led the Royals in ERA four times during a six-year span from 1978-83.

LARRY GURA	W-L	ERA	G	GS	CG	SHO	IP	H	R	ER	BB	SO
10 years w/Royals	111-78	3.72	310	219	61	14	1701.1	1628	792	704	503	633



FRED PATEK 1971-79

SS

INDUCTED 1992

Despite being the smallest player in the big leagues at 5-foot-4, **Fred Patek** was a cornerstone of the early success of the Royals. The slick-fielding shortstop played for nine seasons with the Royals from 1971-79 and was a three-time All-Star. He led the league with 11 triples in 1971 and with 53 stolen bases in 1977.

FRED PATEK	G	AB	R	H	2B	3B	HR	RBI	BB	SO	SB	AVG	OBP	SLG
9 years w/KC	1245	4305	571	1036	182	41	28	382	413	586	336	.241	.309	.321



EWING KAUFFMAN 1968-93

OWNER

INDUCTED 1993

The strength and integrity of **Ewing Kauffman's** ownership was the cornerstone of success for the Royals during the club's first 25 years. When purchasing the club as an expansion team in 1968, his primary motivation was to provide winning Major League Baseball for Kansas City. Prior to his death in 1993, he provided an innovative plan to ensure new ownership would keep baseball in Kansas City.

ROYALS HALL OF FAME (CONT.)



MURIEL KAUFFMAN 1968-95

ROYALS FIRST LADY

INDUCTED 1996

Muriel Kauffman, the Royals First Lady, was the driving force behind Mr. K's decision to buy the Kansas City Royals. She was a member of the club's Board of Directors and served as a major impetus to the smashing success of the Royal Lancers. Away from the ballpark, she established the Muriel McBrien Kauffman Foundation to support and perpetuate the performing arts and to advance education, research and prevention in the health field. Mrs. K passed away in 1995.



JOHN MAYBERRY 1972-77

1B

INDUCTED 1996

John Mayberry was the Royals first power hitter in a lineup that featured speed and gap hitters. In six seasons in Kansas City, he averaged 24 home runs and 92 RBI, and led the Royals in home runs in four straight seasons from 1972-75. "Big John" also led the American League in walks in 1973 and 1975, and his 122 base on balls in 1973 are a single-season club record. He earned All-Star honors in 1973 and 1974 and was the club's first 30-home run hitter with 34 in 1975.

JOHN MAYBERRY	G	AB	R	H	2B	3B	HR	RBI	BB	SO	SB	AVG	OBP	SLG
6 years w/Royals	897	3131	459	816	139	10	143	552	561	457	16	.261	.374	.448



DAN QUISENBERRY 1979-88

RHP

INDUCTED 1998

Dan Quisenberry's pin-point control, submarine-style delivery and quick wit made him a favorite among his teammates, media and fans. He earned the Royals Pitcher of the Year honors four times, was a three-time All-Star, led the American League in saves five times and was a five-time winner of the AL Fireman of the Year Award. Quisenberry's life was claimed by cancer on Sept. 30, 1998.

DAN QUISENBERRY	W-L	ERA	G	SV	IP	H	R	ER	BB	SO
10 years w/Royals	51-44	2.55	573	238	920.1	919	293	261	139	321



WHITEY HERZOG 1975-79

MANAGER

INDUCTED 2000

Dorrel Norman Elvert "**Whitey**" **Herzog** managed the Royals from 1975-1979. He led the team to three straight American League Western Division titles, the first division titles in club history. His top season came in 1977 when he managed the Royals to a franchise-record 102 wins. The 1976 UPI Manager of the Year, he has the 2nd-most wins in club history with a career record of 410-304 and owns the best win percentage (.574) in Royals history. Herzog, who had an eight-year playing career—including three seasons with the Kansas City's A's—and won three pennants and a World Series during his 18-year managerial career, was inducted into the National Baseball Hall of Fame in 2010.

WHITEY HERZOG	GAMES	WINS	LOSSES	PCT	FINISH
5 years w/Royals	714	410	304	.574	3 AL West titles

ROYALS HALL OF FAME (CONT.)



WILLIE WILSON 1976-90

OF
INDUCTED 2000

Willie Wilson spent the first 15 seasons of his 19-year Major League career with the Royals, and ranks among the franchise's all-time leaders in stolen bases (612, 1st), triples (133, 2nd), runs (1,060, 3rd) and hits (1,968, 4th). A two-time All-Star, Wilson led the Majors with 83 steals in 1979 and led the Majors with a .332 batting average in 1982. He led the Majors in triples four times and his 147 career triples are the most by any player in the Expansion Era (since 1961). His best season came in 1980, when the switch-hitter won a *Rawlings* Gold Glove, batted .326 and led the Majors with a Royals-record 230 hits, becoming the second player in history with at least 100 hits from both sides of the plate in the same season.

W. WILSON	G	AB	R	H	2B	3B	HR	RBI	BB	SO	SB	AVG	OBP	SLG
15 yrs w/KC	1787	6799	1060	1968	241	133	40	509	360	990	612	.289	.329	.382



JEFF MONTGOMERY 1988-99

RHP
INDUCTED 2003

Jeff Montgomery spent 12 of his 13 Major League seasons in a Royals uniform and is the club's all-time saves leader with 304. The three-time All-Star (1992, 1993, 1996) was the *Rolaids* American League Reliever of the Year in 1993, finishing tied for the league lead with 45 saves, matching the club record at the time. He also holds the franchise record for career appearances (686) and ranked 9th on the all-time saves list at the time of his retirement.

JEFF MONTGOMERY	W-L	ERA	G	SV	IP	H	R	ER	BB	SO
12 years w/Royals	44-50	3.20	686	304	849.1	760	332	302	287	720



DENNY MATTHEWS 1969-PRESENT

BROADCASTER
INDUCTED 2004

Denny Matthews, the 2007 **Ford C. Frick** Award winner, has been behind the microphone for the Royals since the club's first game in 1969. The "Voice of the Royals" has broadcast exclusively for the same team, without interruption, in seven different decades. He was honored as the 2007 Ford C. Frick Award winner during Hall of Fame induction ceremonies on July 29, 2007. Matthews joined the Royals as the number two announcer alongside **Buddy Blattner** prior to Kansas City's inaugural season in 1969, and took over the lead role following the 1975 season.



BRET SABERHAGEN 1984-91

RHP
INDUCTED 2005

Bret Saberhagen pitched for eight seasons with the Royals from 1984-91 and is the only two-time **Cy Young** Award winner in franchise history. As a 21-year-old, he became the youngest pitcher in American League history to win the Cy Young Award in 1985, and was named World Series MVP in the same season. He was a four-time Royals Pitcher of the Year and established a franchise record in wins with a 23-6 record and a league-best 2.16 ERA during his second Cy Young Award-winning season of 1989.

BRET SABERHAGEN	W-L	ERA	G	GS	CG	SHO	IP	H	R	ER	BB	SO
8 years w/Royals	110-78	3.21	252	226	64	14	1660.1	1551	650	593	331	1093



MARK GUBICZA 1984-96

RHP
INDUCTED 2006

Mark Gubicza won 132 games in his 13 years with the Royals from 1984-96, 3rd most in franchise history. A two-time All-Star, Gubicza made his debut with the Royals in 1984 at the age of 21. He went 14-10 in 1985 and posted a pivotal Game 5 win over Toronto in the ALCS. Gubicza won a career-best 20 games and posted a career-best 2.70 ERA in 1988 and finished 3rd in the **Cy Young** Award voting. He led the Royals in strikeouts in three straight years from 1986-88 and retired the franchise's all-time leader in strikeouts, but now ranks 2nd.

MARK GUBICZA	W-L	ERA	G	GS	CG	SHO	IP	H	R	ER	BB	SO
13 years w/Royals	132-135	3.91	382	327	42	16	2218.2	2226	1050	965	783	1366

ROYALS HALL OF FAME (CONT.)



ART STEWART 1969-2021

SCOUT/ADVISOR

INDUCTED 2008

Art Stewart became the first scouting/player development associate to be inducted into the Royals Hall of Fame on June 28, 2008. Stewart joined the Royals organization as a scout following the 1969 season and served as the Director of Scouting from 1984-96. From 1997 until his passing in November 2021, he served the Royals GM as a Senior Advisor. The 2007 winner of the **Roland Hemond Award**, which is presented for long-time service in scouting and player development, is credited with signing or drafting more than 70 players that reached the Majors, including **Bo Jackson, Kevin Appier, Johnny Damon** and **Carlos Beltrán**.



KEVIN APIER 1989-99, 2003-04

RHP

INDUCTED 2011

Kevin Appier's one-of-a-kind delivery and devastating mix of pitches made him one of the most dominant pitchers of his era. The three-time Royals Pitcher of the Year retired in 2004 and nearly 20 years later, he's still the club's all-time leader with 1,458 strikeouts. His 7 Opening Day starts are the most by a pitcher in Royals history, and he ranks among the top 10 in ERA, wins, win percentage, shutouts, complete games, starts and innings. Appier led the American League with a 2.56 ERA in 1993 and was an American League All-Star in 1995.

KEVIN APIER	W-L	ERA	G	GS	CG	SHO	IP	H	R	ER	BB	SO
13 years w/Royals	115-92	3.49	287	275	32	10	1843.2	1671	771	714	634	1458



GEORGE TOMA 1969-95

GROUNDSKEEPER

INDUCTED 2012

George Toma became the first inductee elected through the Royals Hall of Fame Veterans Committee, which was part of a redesigned voting process established in 2011. Toma served as the Royals Head Groundskeeper from their inception in 1969 through the 1995 season. He also served as a consultant to the team from 1995-97. He originally came to Kansas City in 1957 as Head Groundskeeper for the Kansas City Athletics. Generally regarded as the finest groundskeeper in the history of team sports, he earned the Professional Football Hall of Fame Pioneer Award in 2001 and joined mentor **Emil Bossard** as the first two inductees into the Major League Baseball Groundskeeper Association Hall of Fame in 2012.



MIKE SWEENEY 1995-2007

1B/DH

INDUCTED 2015

Mike Sweeney became the 26th member elected to the Royals Hall of Fame on Aug. 15, 2015. A five-time All-Star, Sweeney spent the first 13 years of his 16-year Major League career in Kansas City. The club record holder for RBI in a season with 144 in 2000, Sweeney ranks among the Royals all-time leaders in several offensive categories, including 2nd in batting average (.299) and 3rd in HR (197). He narrowly missed winning the 2002 AL batting crown, hitting .340, the 2nd-highest single-season average in club history to **George Brett's** .390 mark in 1980.

M. SWEENEY	G	AB	R	H	2B	3B	HR	RBI	BB	SO	SB	AVG	OBP	SLG
13 years w/KC	1282	4669	700	1398	297	5	197	837	484	555	50	.299	.369	.492



NED YOST 2010-19

MANAGER

INDUCTED 2023

Ned Yost became the 27th and most recent member elected to the Royals Hall of Fame on Sept. 2, 2023. He was named Royals Manager on May 13, 2010 and led the franchise through 2019. In 10 years, he became the winningest Manager in franchise history with 746 wins, and led the Royals to back-to-back American League pennants in 2014 and 2015, including their second World Series championship in 2015. His teams went 22-9 in the postseason for a .710 win percentage, which remains the highest mark by a Manager in Major League history (min. 20 games). Including six seasons with Milwaukee from 2003-08, Yost finished his career 32nd all-time in games managed with 2,544.

NED YOST	GAMES	WINS	LOSSES	PCT	NOTABLE
10 years w/Royals	1,585	746	839	.471	2015 World Series

HISTORY OF MAJOR LEAGUE BASEBALL IN KANSAS CITY

MUNICIPAL STADIUM

Kansas City's ballpark at 22nd and Brooklyn was a local landmark for half a century. It opened on July 3, 1923 as a new home for the Kansas City Blues of the American Association and was originally christened Muehlebach Field after club owner, local brewing magnate and hotelier, **George Muehlebach** (later also called Ruppert Stadium and Blues Stadium). It was also home of the Kansas City Monarchs during their historic reign and a pair of short-lived football franchises in the Kansas City Blues (1924) and Kansas City Cowboys (1925-26).

The ballpark was expanded and renamed Municipal Stadium when the Philadelphia Athletics moved west for the 1955 season. The Kansas City A's debuted there on April 12, 1955 with a 6-2 over Detroit, and local hero and former president **Harry S. Truman** threw out the ceremonial first pitch (pictured below).

Municipal Stadium was also the first home of the Kansas City Chiefs upon their arrival in 1963. The A's moved to Oakland following the 1967 season and Kansas City was promised an expansion franchise to begin play in 1969. The Kansas City Royals played their inaugural game on April 8, 1969, a 4-3 win in 12 innings over Minnesota, at Municipal Stadium which would serve as the club's home until the 1973 debut of Royals (renamed Kauffman Stadium in 1993).



KANSAS CITY ATHLETICS YEAR-BY-YEAR

YEAR	G	W	L	T	PCT	FINISH	R	RA	RS-RA	ATT	MANAGER(S)
1955	155	63	91	1	.409	6th/-33.0	638	911	-273	1,393,054	L. Boudreau (63-91)
1956	154	52	102	0	.338	8th/-45.0	619	831	-212	1,015,154	L. Boudreau (52-102)
1957	154	59	94	1	.386	7th/-38.5	563	710	-147	901,067	L. Boudreau (36-67)/H. Craft (23-27)
1958	156	73	81	2	.474	7th/-19.0	642	713	-71	925,090	H. Craft (73-81)
1959	154	66	88	0	.429	7th/-28.0	681	760	-79	963,683	H. Craft (66-88)
1960	155	58	96	1	.377	8th/-39.0	615	756	-141	774,944	B. Elliott (58-96)
1961	162	61	100	1	.379	9th/-47.5	683	863	-180	683,817	J. Gordon (26-33)/H. Bauer (35-67)
1962	162	72	90	0	.444	9th/-24.0	745	837	-92	635,675	H. Bauer (72-90)
1963	162	73	89	0	.451	8th/-31.5	615	704	-89	762,364	E. Lopat (73-89)
1964	163	57	105	1	.352	10th/-42.0	621	836	-215	642,478	E. Lopat (17-35)/M. McGaha (40-70)
1965	162	59	103	0	.364	10th/-43.0	585	755	-170	528,344	M. McGaha (5-21)/H. Sullivan (54-82)
1966	160	74	86	0	.463	7th/-23.0	564	648	-84	773,929	A. Dark (74-86)
1967	161	62	99	0	.385	10th/-29.5	533	660	-127	726,639	A. Dark (52-69)/L. Appling (10-30)
TOT	2060	829	1224	7	.402	-	8104	9984	-1880	10,726,238	

BASEBALL IN KANSAS CITY

YEAR(S)	TEAM	LEAGUE	NOTES
1884	Unions	Union Association	Went 16-63-3 and finished in 12th place
1886, 88-89	Cowboys	American Association	Went 128-262-7; played at Association Park (86, 88), Exposition Park (89)
1888-1903	Blues	American Association Western Association	Played at Exposition Park, won Western Assoc. pennant in 1890 & 1898
1902-03	Blue Stockings	Western League	Led by Player/Manager and Hall of Famer Kid Nichols
1914-15	Packers	Federal League	Went 67-84 in 1914 & 81-72 in 1915
1920-55	Monarchs	Negro	Played at Association Park, Muehlebach Field, & Blues Stadium/ Municipal Stadium; won 2 Negro League World Series, 10 AL Pennants and had just 1 losing season; players included Satchel Paige, Jackie Robinson, Cool Papa Bell, Ernie Banks & Buck O'Neil
1955-67	Athletics	American	Arrived from Philadelphia in 1955 and relocated to Oakland in 1968
1969-2023	Royals	American	Won 2 World Series, 4 American League pennants & 7 division titles

ROYALS PLAYERS/MANAGERS IN THE NATIONAL BASEBALL HALL OF FAME (8)

NAME	INDUCTED	YEARS W/ROYALS	NOTES
Bob Lemon	1976 (BBWAA)	1970-72 (Manager)	7-time All-Star, 1948 World Series winner with Cleveland
Harmon Killebrew	1984 (BBWAA)	1975 (Player)	13-time All-Star, 1969 MVP w/ Minnesota, led league in HR 6 times
Gaylord Perry	1991 (BBWAA)	1983 (Pitcher)	5-time All-Star & 2-time Cy Young winner during 22-year career
Orlando Cepeda	1999 (Veterans)	1974 (Player)	11-time All-Star, 1958 ROY & 1967 MVP, played 17 seasons
George Brett	1999 (BBWAA)	1973-93 (Player)	13-time All-Star, 1980 MVP, spent 21-year MLB career with Royals
Joe Gordon	2009 (Veterans)	1969 (Manager)	9-time All-Star, 5-time World Series winner, 1942 MVP
Whitely Herzog	2010 (Veterans)	1975-79 (Manager)	3-time pennant & 1982 World Series winner in 18 years as Manager
John Schuerholz	2017 (Committee)	1981-90 (GM)*	6-time pennant & 2-time World Series winner in 27 years as GM

*Schuerholz served many roles with the Royals from 1969-90, most notably as the GM from 1981-90

BUCK O'NEIL

BUCK O'NEIL

Buck O'Neil, one of the greatest ambassadors the game of baseball and the community of Kansas City ever had, was elected into the National Baseball Hall of Fame by the Hall's Early Baseball Era Committee on Dec. 5, 2021, garnering votes on 13 of the 16 ballots cast. He was inducted in Cooperstown, N.Y. on July 24, 2022.

O'Neil began his professional baseball career with the 1937 Memphis Red Sox of the Negro American League. He first came to Kansas City to play for the Monarchs in 1938 and remained a Kansas Citian for the rest of his long and eventful life. He was a member of the 1942 Negro World Series Champion Kansas City Monarchs and later served as the club's Manager. O'Neil made history with the 1962 Chicago Cubs when he became the first African American coach in the National or American League. He was also a renowned baseball scout responsible for the signing of three fellow members of the National Baseball Hall of Fame: **Ernie Banks**, **Lou Brock** and **Lee Smith**. Buck passed away at age 94 on Oct. 6, 2006.

In 1990, Buck co-founded the Negro Leagues Baseball Museum in the heart of Kansas City's historic 18th & Vine Jazz District. The building sits two blocks from the Paseo YMCA where **Andrew "Rube" Foster** established the Negro National League in 1920.

Buck's Hall of Fame plaque traveled from Cooperstown to Kauffman Stadium on, Aug. 13, 2022 in conjunction with the Royals annual Salute to the Negro Leagues event, when they hosted the Dodgers. The plaque was on field for a pregame ceremony and was displayed in the Royals Hall of Fame during the game.

In 2007, the Royals launched the Buck O'Neil Legacy Seat Program, which honors individuals who reflect the compassionate spirit of O'Neil and impact the Kansas City community. The Royals select one person for each home game to sit in the Buck O'Neil Legacy seat to be honored on Crown Vision during an inning break.



KANSAS CITY'S NEGRO LEAGUES BASEBALL MUSEUM

HISTORY & FUTURE OF THE NEGRO LEAGUES BASEBALL MUSEUM

The Negro Leagues Baseball Museum is the world's only museum dedicated to preserving and celebrating the rich history of African-American baseball and its impact on the social advancement of America. The privately funded, 501 c3, not-for-profit organization was established in 1990 and is in the heart of Kansas City, Missouri's Historic 18th & Vine Jazz District. The NLBM operates two blocks from the Paseo YMCA where **Andrew "Rube" Foster** established the Negro National League in 1920.

The NLBM opened its doors to the public in a tiny, one-room office space in 1991 with a dream of building a permanent facility that would pay rightful tribute to America's unsung baseball heroes. In November 1997, under the leadership of its late chairman **John "Buck" O'Neil**, that dream became a reality when the NLBM moved into its new 10,000 square-foot home inside a cultural complex known as the Museums at 18th & Vine.

Since that time, the NLBM has welcomed more than 2 million visitors and has become one of the most important cultural institutions in the world for its work to give voice to a once forgotten chapter of baseball and American history. In July 2006, the NLBM gained National Designation from the United States Congress earning the distinction of being "America's National Negro Leagues Baseball Museum."

In 2023, the NLBM announced plans to build a 30,000 square-ft. facility adjacent to the Buck O'Neil Education and Research Center, which will be housed in the former Paseo YMCA. That historic building is where Foster established the Negro Leagues in 1920. The new NLBM, in combination with the BOERC, will create a "Negro Leagues Campus" that will become the gateway into Kansas City's historic 18th & Vine District. This will be a catalyst for economic growth in a vastly underserved, predominantly African American community.

KANSAS CITY'S NEGRO LEAGUES BASEBALL MUSEUM (CONT.)



Royals minor league players and their families were guided on a tour of the Negro Leagues Baseball Museum in 2022 by **Bob Kendrick**, who has served as President of the museum since 2011.



The Negro Leagues Baseball Museum's centerpiece is its indoor Field of Dreams, on which life-size bronze statues of Negro League Hall of Fame players stand on a scaled-down baseball diamond.

SALUTE TO NEGRO LEAGUES GAME

To celebrate the opening of the Negro Leagues Museum in Kansas City in August 1994, the Royals began hosting an annual Salute to the Negro Leagues Game, in which the Royals and their opponent wear throwback uniforms which are later auctioned off at royals.com/auction. All proceeds directly benefit the Negro League Baseball Museum. The Royals are 18-11 when sporting their Kansas City Monarch throwback jerseys, including a 10-8 victory in 2023 over the Astros, who donned the 1950 Houston Eagles uniforms.



The Royals celebrate a walk-off win, dressed as the 1949 Kansas City Monarchs on Salute to Negro Leagues Day in 2021.



The Royals honored the 1945 Kansas City Monarchs on Salute to Negro Leagues Day in 2023, when they beat the Astros.

SALUTE TO NEGRO LEAGUE GAME HISTORY

DATE	DAY	OPPONENT	W/L	SCORE	ATT	ROYALS JERSEY	OPPONENT JERSEY
8/3/94	Wed	Oakland	W	9-5	22,193	KC Monarchs (1924)	Oakland A's (No Throwbacks)
7/30/95	Sun	Detroit	W	3-2	21,049	KC Monarchs (1924)	Detroit Stars (1920)
8/24/96	Sat	Detroit	W	9-2	28,011	KC Monarchs	Detroit Stars
6/13/98	Sat	Detroit	L	7-1	29,603	KC Monarchs (1949)	Detroit Cubs (1935)
6/26/99	Sat	Cleveland	W	11-7	29,358	KC Monarchs (1924)	Cleveland Buckeyes (1946)
6/10/00	Sat	Pittsburgh	W	2-1 (12)	34,868	KC Monarchs (1945)	Homestead Grays
6/23/01	Sat	Cleveland	W	3-2	29,808	KC Monarchs (1942)	Cleveland Buckeyes (1945)
6/29/02	Sat	San Diego	L	8-4	27,441	None	None
6/29/03	Sun	St. Louis	L	13-6	38,270	KC Monarchs (1924)	St. Louis Stars (1930)
6/13/04	Sun	NY Mets	L	5-2	24,632	KC Monarchs (1945)	New York Cubans (1944)
7/10/05	Sun	Minnesota	L	3-2 (12)	17,094	KC Monarchs (1948)	St. Paul Gophers (1909)
6/25/06	Sun	Milwaukee	W	6-0	14,726	KC Monarchs (1949)	Milwaukee Bears (1923)
7/1/07	Sun	White Sox	L	3-1	23,004	KC Monarchs (1945)	Chicago American-Giants (1945)
6/22/08	Sun	San Francisco	W	11-10	20,499	KC Monarchs (1951-52)	Royal Giants (1927)
5/30/09	Sat	White Sox	L	5-3	37,894	Chicago American-Giants (1926)	Chicago American-Giants (1926)
7/31/10	Sat	Baltimore	W	4-3	25,055	KC Monarchs (1949)	Baltimore Elite-Giants (1950's)
7/9/11	Sat	Detroit	W	13-6	25,941	None	None
7/21/12	Sat	Minnesota	W	7-3	26,747	KC Monarchs (1920)	St. Paul Gophers (1909)
8/24/13	Sat	Washington	L	7-2	28,023	KC Monarchs (1942)	Washington/Homestead Grays (1942)
5/18/14	Sun	Baltimore	W	8-6	22,692	KC Monarchs (1924)	Baltimore Black Sox (1929)
5/17/15	Sun	NY Yankees	W	6-0	31,251	KC Monarchs (1953)	NY Yankees (No Throwbacks)
5/15/16	Sun	Atlanta	W	4-2 (13)	33,861	KC Monarchs (1950s)	Atlanta Black Crackers (1938)
5/7/17	Sun	Cleveland	L	1-0	25,754	KC Monarchs (1942)	Cleveland Buckeyes (1946)
5/6/18	Sun	Detroit	W	4-2	18,424	KC Monarchs	Detroit Stars
6/23/19	Sun	Minnesota	W	6-1	21,257	KC Monarchs (1942)	St. Paul Gophers (1908)
9/22/20	Tue	St. Louis	L	5-0	0	KC Monarchs (1945)	St. Louis Stars (1930)
5/23/21	Sun	Detroit	W	3-2	15,540	KC Monarchs (1949)	Detroit Stars (1920)
8/13/22	Sat	LA Dodgers	L	13-3	29,689	KC Monarchs (1945)	Brooklyn Dodgers (1955)
9/16/23	Sat	Houston	W	10-8	19,557	KC Monarchs (1945)	Houston Eagles (1950)

HISTORY OF ROYALS

WHAT'S IN A NAME?

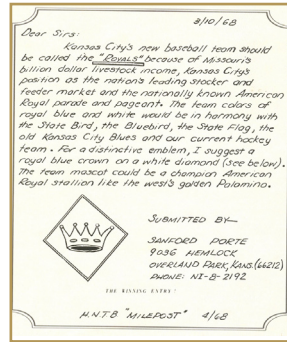
Shortly after **Ewing** and **Muriel Kauffman** were awarded the American League expansion franchise on Jan. 11, 1968, they ceded the naming of the team to Kansas City baseball fans through a 'Name the Team' contest in conjunction with *The Kansas City Star* newspaper.

The suggestions came rolling in with over 17,000 entries submitted showing a wide range of ideas. Some were odes to previous Kansas City baseball teams; other allusions to the area being the geographic heartland of the country; and some were downright silly references to Kauffman himself and his success in the pharmaceutical industry:

Blues, Monarchs, Mules, Steers, Hearts, Stars, MoKans, Caseys, Scouts, Kauffers, Capsules.

But with 547 submissions, the runaway choice was "Royals." Overland Park, Kan. resident **Sanford Porte**'s entry was chosen as the contest winner for its "neatness" and "logical reasoning." Porte wrote:

"Kansas City's new baseball team should be called the Royals because of Missouri's billion-dollar livestock income, Kansas City's position as the nation's leading stocker and feeder market and the nationally known American Royal parade and pageant..."



Sanford Porte submitted the winning entry for the name 'Royals'

Though Kauffman had initially favored Kings, Stars and Eagles, the fan response convinced him otherwise.

One of Kansas City's longest running traditions known as 'The American Royal' or more colloquially 'The Royal' dates its beginnings back to 1899. The American Royal started as the National Herford Show in 1899 which was the first nationwide event for the exposition and sale of pure-bred cattle. The inaugural year the event drew 55,000 people and helped establish a tradition that continues to the present day.

The American Royal grew to include one of the country's most important horse shows in 1905 and was a significant economic force in helping Kansas City become a vital agricultural hub. Kansas City's economy has become much more diversified, and the 'Cowntown' image is largely history now, but it remains an important and fundamental part of the overall history of both the city and the country.

The American Royal lives on today, and perhaps its most well-known element now is the barbecue competition introduced in the Kansas City Royals First American League Pennant winning year of 1980.

Porte had suggested colors of blue and white which also just happened to be the silks of the Kauffman thoroughbred horse stable. Everyone thought a logo with a crown would be perfect and the Royals looked to the designers at Hallmark for some hometown inspiration. The winning design came from a relative newcomer named **Shannon Manning**. His concept was a simple coat of arms for Kansas City topped by a majestic golden crown. Although the original look has changed slightly, that same crown continues to embody the Royals tradition and still reigns in Kansas City today.

ROYALS LOGOS



Hallmark Designer **Shannon Manning** created the original Royals logo



ROYALS TIMELINE

1968

January 11: **Ewing M. Kauffman** becomes the first owner of the expansion Kansas City franchise, paying \$5.3 million. **March 21:** Board of Directors selects the name "Royals" from more than 17,000 suggestions. **April 4:** Kansas City agrees to co-op with minor league team in Dubuque, Iowa, beginning their farm system. **April 25:** **Gerald Lyscio** becomes the first player to sign with the Royals. **June 6:** Kansas City selects 25 players in baseball's Free Agent Draft. **July 11:** Ground is broken for Truman Sports Complex. **September 9:** **Joe Gordon** is named first Manager in club history. **October 15:** Kansas City selects 30 players in Expansion Draft.

1969

April 1: Royals acquire **Lou Piniella** from the Seattle Pilots. **April 8:** Royals win their first game, 4-3, in 12 innings over the Twins. **July 16:** **Ellie Rodríguez** becomes the first Royal selected to an All-Star Game. **October 8:** **Charlie Metro** named Manager. **November 26:** **Lou Piniella** named AL Rookie of the Year.

1970

January 20: Ground is broken for the team's minor league complex and Baseball Academy in Sarasota, Fla. **June 9:** **Bob Lemon** named Manager.

1971

September 18: The Royals defeat the Twins, 4-2, securing their 81st win and their first winning record in the 161-game season.

1972

October 3: **Jack McKeon** named Manager.

1973

April 10: Royals Stadium opens with a 12-1 win over the Texas Rangers. **April 27:** **Steve Busby** throws the first no-hitter in franchise history at Detroit. **June 12:** **Frank White**, a future Royals Hall of Famer and eight-time *Rawlings* Gold Glove Award winner, becomes the first Royals Academy graduate to make the Majors. **July 24:** The National League defeats the American League, 7-1, in the MLB All-Star Game at Royals Stadium. **August 2:** **George Brett** makes his debut and records his first hit. **September 26:** **Paul Splittorff** beats the White Sox, 6-2, to become the Royals first 20-game winner.



Royals Stadium opened its doors on April 10, 1973 with a 12-1 win vs. Texas.

1974

June 19: In Milwaukee, **Steve Busby** recorded his second no-hitter in as many seasons.

1975

July 24: **Whitey Herzog** named Manager.

1976

October 1: Royals win first American League West title when California eliminates Oakland, 2-0. **October 3:** **George Brett** goes 3-for-4 on season's final day to win his first batting title.

1977

May 14: **Jim Colborn** throws a no-hitter against the Texas Rangers, the first by a Royal in Kansas City. **August 31-September 15:** Royals put together a club-record 16-game winning streak. **September 29:** Royals win 100th game and finish with 102.

1978

October 6: **George Brett** hits 3 home runs in Game 3 of the ALCS at Yankee Stadium, but the Royals lose the game and the series.

1979

October 24: **Jim Frey** named Manager.

1980

July 18-August 18: **George Brett** sets a then-franchise record, hitting in 30 consecutive games. **August 17:** Brett goes 4-for-4 against Toronto, moving over the .400 mark. Brett goes on to win second batting title with a .390 average. **October 10:** Brett hits a 3-run home run in the 7th inning at Yankee Stadium to send the Royals to their first World Series; **Dan Quisenberry** strikes out **Willie Randolph** for the final out. **October 17:** The Royals play the first World Series game ever in Kansas City, beating the Phillies, 4-3, in 10 innings. **October 18:** **Willie Aikens** hits 2 homers in Game 4 of the World Series, tying the series at 2-2.



George Brett salutes the crowd on Aug. 17, 1980 as his 7th-inning double lifts his season average above .400.

1981

August 31: **Dick Howser** named Manager. **October 5:** Royals win second half and advance to American League Division Series. **October 8:** **Joe Burke** named President and **John Schuerholz** named GM.

1982

July 13: Five players represent the Royals in All-Star Game in Montreal as well as Manager **Dick Howser** and Trainer **Mickey Cobb**. **August 24:** **John Wathan** breaks record for most steals by a catcher in a single season, and ended the year with 36.

ROYALS TIMELINE (CONT.)

1983

May 17: Avron Fogelman purchases 49 percent of the club. **July 24:** **George Brett** hits infamous "Pine Tar" home run off the Yankees **Goose Gossage**. The Royals would complete the win on Aug. 18.

1984

April 4: **Bret Saberhagen** becomes the youngest Royal to appear in a game, debuting at 19 years, 359 days old. **May 7:** **George Brett** signs "lifetime" contract with the Royals.

1985

October 5: **Willie Wilson's** RBI single wins the American League West for Kansas City. **October 11:** **George Brett** goes 4-for-4 with 2 homers, including a game-tying 2-run shot, and makes several sparkling plays in the field as Kansas City beats Toronto, 6-5, in Game 3 of the ALCS. **October 16:** **Jim Sundberg's** 3-run triple highlights a 4-run 6th inning as Kansas City defeats the Blue Jays, 6-2, in Game 7 of the ALCS and advances to its second World Series. **October 22:** **Frank White** hits a 2-run home run as the Royals take Game 3 of the World Series, 6-1, trimming St. Louis' lead to 2-1. **October 26:** In the most famous inning in team history, the Royals score 2 runs in the bottom of the 9th on **Dane Iorg's** 2-run single, forcing a Game 7 in the World Series. **October 27:** The Royals win their first World Series title, defeating the Cardinals, 11-0, in Game 7. **Bret Saberhagen** pitches a 5-hitter, while **Darryl Motley** homers and catches the final out.



George Brett and **Bret Saberhagen** celebrate after the final out is recorded in the 1985 World Series.

1986

April 12: After missing nearly three seasons because of an injury, **Dennis Leonard** throws a 3-hit shutout against Toronto. **June 7:** **Amos Otis** and **Steve Busby** are inaugural inductees into Royals Hall of Fame. **July 15:** **Frank White** homers as the American League wins All-Star Game in Houston, 3-2. It is **Dick Howser's** final game as Manager. **September 14:** **Bo Jackson** hits his 1st Major League HR, an estimated 475-foot blast, the longest in the history of Kauffman Stadium at the time.

1987

February 23: **Dick Howser** steps down as Manager due to cancer. **May 30:** **Paul Splittorff** and **Cookie Rojas** inducted into Royals Hall of Fame. **June 17:** Howser passes away. **July 3:** Howser's number 10 is retired and he is inducted into Royals Hall of Fame. **August 27:** **John Wathan** named Manager. **September 28:** **Kevin Seitzer** becomes the 13th rookie to record 200 hits in a season.

1988

August 27: **Mark Gubicza** strikes out a then Royals-record 14 Twins. **September 26:** Gubicza earns win No. 20 vs. Seattle.

1989

June 5: **Bo Jackson** throws out **Harold Reynolds** at home plate in the 10th inning with an amazing throw, cutting down what would have been the winning run. **July 8:** **Hal McRae** and **Dennis Leonard** inducted into Royals Hall of Fame. **July 11:** **Bo Jackson** homers and is named MVP of All-Star Game in Anaheim. **September 30:** **Bret Saberhagen** wins his team-record 23rd game. **November 15:** Saberhagen wins second career **Cy Young Award**.

1990

August 7: **Brian McRae** triples in his Major League debut. Brian and Hal become the first father-son duo to play for the Royals. **October 3:** **George Brett** finishes the season hitting .329, winning his third batting title in three different decades. **October 10:** **Herk Robinson** named General Manager.

1991

May 23: **Hal McRae** named Manager. **August 26:** **Bret Saberhagen** throws the Royals fourth no-hitter in a 7-0 win vs. the White Sox.

1992

May 12: Royals President **Joe Burke** dies of cancer at the age of 68. Later that season, he's inducted into Royals Hall of Fame. **September 30:** **George Brett** picks up hit No. 3,000 off the Angels **Tim Lincecum** in Anaheim. He is picked off first base a batter later.

1993

May 23: **Ewing Kauffman** inducted into Royals Hall of Fame. **July 2:** Royals Stadium is officially renamed Kauffman Stadium in honor of owner Ewing Kauffman, who passes away less than a month later on Aug. 1. **September 29:** **George Brett** plays his final game in Kansas City.

1994

May 14: **George Brett's** number 5 is retired and he is inducted into the Royals Hall of Fame. **July 23-August 5:** The Royals win 14 in a row and move within striking distance of 1st place. The season ends less than a week later due to the players' strike. **October 7:** **Bob Boone** named Manager. **October 19:** **Bob Hamelin** named American League Rookie of the Year. **October 25:** **David Cone** named AL **Cy Young Award** winner.

1995

March 17: The Royals First Lady, **Muriel Kauffman**, passes away. **April 7:** The Royals play on a grass field at Kauffman Stadium for the first time. **May 2:** **Frank White's** number 20 is retired.

1996

May 19: **Muriel Kauffman** inducted in Royals Hall of Fame. **August 3:** **John Mayberry** inducted into Royals Hall of Fame.

1997

July 9: **Tony Muser** named Manager. **September 18:** **Jay Bell** hits his 21st and final home run of the season, a Royals record for a shortstop.

1998

September 14: **Carlos Beltrán** makes his Major League debut at 21 years old and singles in 1st at-bat.

ROYALS TIMELINE (CONT.)

1999

July 25: **George Brett** is inducted into Baseball's Hall of Fame in Cooperstown, N.Y. Brett received 98.2% of the votes, which is now the 8th-highest mark ever. **August 25:** **Jeff Montgomery** records his 300th career save.

2000

March 14: Board of Directors announces **David Glass** will become the Royals second full-time Owner. **April 28:** **David Glass** officially becomes Owner. **October 1:** Royals set club records in runs (879), hits (1,644) and average (.288).

2001

October 7: Six Royals reach double figures in home runs, led by **Mike Sweeney**, who hits a career-high 29.

2002

September 25: **Mike Sweeney** enters the final weekend neck-and-neck with **Manny Ramírez** for the batting crown. Sweeney misses out, but still records 2nd-highest single-season mark (.340) in Royals history.

2003

February 27: Royals and Rangers play the first game at their new spring facility in Surprise, Ariz. **March 31-April 12:** Royals open season with 9 consecutive wins. **November 11:** **Angel Berroa** wins the American League Rookie of the Year Award.

2004

April 5: Trailing the White Sox 7-3 entering the bottom of the 9th, Kansas City scores 6 runs including a game-tying 3-run homer by **Mendy López** and a game-winning homer by **Carlos Beltrán** to win, 9-7. **June 24:** Royals acquire **Mark Teahen** and **John Buck** in a three-team trade for Beltrán. **August 8:** **Denny Matthews** inducted into Royals Hall of Fame. **September 9:** The Royals set a club record with 26 runs in the first game of a doubleheader in Detroit.

2005

May 31: **Buddy Bell** named Manager. **August 13:** **Bret Saberhagen** inducted into Royals Hall of Fame.

2006

April 4: The citizens of Jackson County pass a proposition that paves for the way for major renovations of Kauffman Stadium. **May 30:** **Dayton Moore** is named General Manager. **June 6:** **Luke Hochevar** becomes the Royals first No. 1 overall pick. **July 21:** **Mark Gubicza** inducted into Royals Hall of Fame. **November 2:** **Mark Grudzielanek** is named the *Rawlings* Gold Glove winner at second base.

2007

July 29: **Denny Matthews** is honored with the **Ford C. Frick** Award during induction ceremonies at Cooperstown. **October 3:** Groundbreaking for Kauffman Stadium renovations. **October 19:** **Trey Hillman** named Manager.

2008

June 28: **Art Stewart** inducted into Royals Hall of Fame. **July 12:** Second baseman **Mark Grudzielanek** records hit No. 2,000 against the Mariners. Later in the game, **David DeJesus** hits a 2-run, 2-out walk-off home run to send the Royals to the 5-4 win.

2009

April 10: The newly-renovated Kauffman Stadium is dedicated. **September 26:** **Billy Butler** records his 50th double, becoming the fifth player in Major League history to reach 50 doubles and 20 HR in a season before the age of 24. **November 17:** **Zack Greinke** wins the American League **Cy Young** Award, joining **Bret Saberhagen** (1985, 1989) and **David Cone** (1994) as the only Royals pitchers to do so. Greinke led the Majors with a 2.16 ERA.

2010

May 13: **Ned Yost** named Manager. **June 16:** Commissioner **Bud Selig** announces from the field that Kauffman Stadium will be the site of the 2012 MLB All-Star Game. **August 13:** **Joakim Soria**, who earlier was named to his second career All-Star Game, saves his 25th consecutive game, a Royals record. Soria would go on to extend his streak to 36 straight.

2011

August 2: The 2012 All-Star logo unveiled. **September 15:** **Melky Cabrera** hits his 40th double as an outfielder, joining **Jeff Francoeur** and **Alex Gordon** as the first trio of outfield teammates in Major League history with 40 doubles. **November 1:** Left fielder **Alex Gordon** wins his first *Rawlings* Gold Glove.

2012

July 10: The National League defeats the American League, 8-0, in the 83rd MLB All-Star Game at Kauffman Stadium. **October 30:** Left fielder **Alex Gordon** wins his second consecutive *Rawlings* Gold Glove. **November 8:** Designated hitter **Billy Butler** wins the American League Silver Slugger. He will also win the **Edgar Martínez** Outstanding DH Award later in the offseason.

2013

July 16: **Salvador Perez**, **Alex Gordon** and **Greg Holland** are selected to the All-Star Game at Citi Field. **September 22:** **Justin Maxwell** hits a walk-off grand slam in the 10th inning to beat Texas, 4-0, giving the Royals their most home wins (44) since 1992. **October 29:** **Gordon**, **Eric Hosmer** and **Perez** win *Rawlings* Gold Glove Awards. **Gordon** becomes the first Royal to win three straight awards since **Frank White** (1977-82).

2014

July 6: **Alex Gordon**, **Greg Holland** and **Salvador Perez** are once again All-Stars at Target Field in Minneapolis. **September 26:** On a cool night in Chicago, the Royals clinch their first postseason berth since 1985 with a 3-1 victory over the White Sox. **September 30:** The Royals rally from a 4-run deficit for a 9-8, 12-inning win over Oakland in the American League Wild Card Game. **October 15:** The Royals finish off a 4-game sweep of the Baltimore Orioles in the American League Championship Series with a 2-1 victory. **October 28:** **Yordano Ventura** tosses 7.0 scoreless innings vs. the Giants as the Royals win, 10-0 to force a Game 7 in the World Series vs. San Francisco. **November 3:** **Gordon**, **Eric Hosmer** and **Perez** are named *Rawlings* Gold Glove winners. **Gordon** is honored as the club's first Platinum Glove winner.

ROYALS TIMELINE (CONT.)

2015

April 13: Kansas City wins its 1st 7 games of the season, marking its longest winning streak to open the year since 2003. **June 18:** **Ned Yost** becomes the winningest manager in franchise history, earning his 411th victory with the club in a 3-2 win over Milwaukee. **July 14:** The Royals send a franchise-record seven players to the Midsummer Classic in Cincinnati, with four (**Salvador Perez**, **Aldis Escobar**, **Lorenzo Cain** and **Alex Gordon**) named starters for the American League. Gordon does not play due to injury. **September 24:** Kansas City clinches its first Central Division title with a 10-4 win over the visiting Mariners. The Royals 95 regular season wins are the 3rd-most in franchise history. **October 12:** The Royals rally from a 4-run deficit in the 8th inning to stave off elimination in Game 4 of the ALDS in Houston, 9-6. Kansas City goes on to win the series in a decisive Game 5 two days later. **November 1:** Despite trailing to the Mets 2-0 after the 8th inning, the Royals rally for a 7-2 win in 12 innings to clinch the second World Championship in franchise history. Perez is named World Series MVP. **November 3:** More than 800,000 fans celebrate with the 2015 World Series champions at a parade through downtown Kansas City. **November 10:** Escobar, **Eric Hosmer** and Perez all win *Rawlings* Gold Gloves, marking the third straight season that the Royals has three honorees.



Salvador Perez celebrates being named MVP of the 2015 World Series.

2016

July 12: **Eric Hosmer** becomes the second Royal to earn All-Star MVP honors, after he and teammate **Salvador Perez** connect for back-to-back home runs in the Midsummer Classic in San Diego. **Wade Davis** and **Kelvin Herrera** are also selected to the game. **August 1:** **Danny Duffy** recorded 16 strikeouts vs. the Rays over 8.0 scoreless innings to set a single-game franchise record. **November 8:** Perez is awarded his fourth consecutive *Rawlings* Gold Glove, becoming the third Royals player to win a Gold Glove in four consecutive seasons.

2017

January 22: The Royals mourn the tragic death of pitcher **Yordano Ventura**, who passes away in a car accident in his native Dominican Republic. **July 10:** **Mike Moustakas** becomes the third Royal to participate in the Home Run Derby, slugging 10 in a 1st-round loss to Minnesota's **Miguel Sanó**. **July 11:** Moustakas, **Salvador Perez** and **Jason Vargas** all play in the 88th MLB All-Star Game in Miami. It's the fifth straight year the Royals have at least three players on the American League All-Star team.

2017 (CONT.)

September 20: Moustakas hits his 37th HR of the season at Rogers Centre, breaking the club's single-season record previously held by **Steve Balboni**. Moustakas' record is broken by **Jorge Soler** (48) in 2019 and matched by Perez in 2021. **November 7:** **Alex Gordon** and **Eric Hosmer** are honored with *Rawlings* Gold Glove Awards. It's Gordon's fifth award and Hosmer's fourth.

2018

March 29: Kansas City embarks on its 50th season, hosting the White Sox on Opening Day. **July 17:** **Salvador Perez** makes his fifth straight start in an All-Star Game, serving as the American League's catcher at the Midsummer Classic in Washington, D.C. **September 8:** Recently acquired **Jorge López** retires the first 24 Twins he faces, before walking the leadoff hitter in the 9th. López becomes the first Royal to take a perfect game into the 9th inning, earning a 4-1 win at Target Field. **November 4:** **Alex Gordon** and Perez are honored with *Rawlings* Gold Glove Awards.

2019

April 10: **Whit Merrifield** extends his hitting streak to a franchise-record 31 games on a game-tying RBI bunt single in the 7th inning vs. Seattle. **June 13:** Kansas City beats Detroit, 7-3, at TD Ameritrade Park in Omaha, Neb., in the Royals first regular season neutral-site game. Creighton University product, **Nicky Lopez**, puts the Royals on the board with his 1st Major League HR in the 2nd inning. **August 30:** The Glass Family announces that it has agreed to sell the Royals to Kansas City businessman **John Sherman** and a group of local investors. **September 3:** **Jorge Soler** hits his 39th HR of the season to establish a franchise record, topping **Mike Moustakas'** total from two years earlier. **September 23:** After serving as Manager for 10 seasons, **Ned Yost** announces he will retire at the end of the season. He finishes the season with 746 victories with the Royals, which are the most in franchise history. **October 31:** **Mike Matheny** named 17th full-time Manager in franchise history. **November 3:** Outfielder **Alex Gordon** wins his seventh *Rawlings* Gold Glove Award. **November 26:** Sherman and his partners finalize the purchase of the Royals, becoming the franchise's third ownership group.

2020

March 12: Major League Baseball puts a halt on the 2020 season due to the Covid-19 pandemic. The Royals last 13 exhibition games are canceled, as are the first three months of the regular season. **July 24:** Kansas City plays its latest season opener, falling 2-0 in Cleveland. **September 24:** Outfielder **Alex Gordon** announces his retirement from baseball. His 14-year career with only the Royals is the third-longest in franchise history by a position player. **November 4:** Gordon earns his eighth *Rawlings* Gold Glove and second Platinum Glove. His eight Gold Gloves match **Frank White** for most in franchise history. **December 10:** **Salvador Perez** wraps up an impressive run of awards, earning his third Louisville Silver Slugger Award, American League Comeback Player of the Year honors and First-Team All-MLB.

ROYALS TIMELINE (CONT.)

2021

August 14: **Whit Merrifield** plays in his 422nd consecutive game, setting a new franchise record previously held by **Alcides Escobar**. **July 12:** **Salvador Perez** becomes the fourth Royal to participate in the Home Run Derby, hitting a club-record 28 home runs in the 1st round, but fails to advance despite hitting the 3rd-most HR among the eight participants. **September 14:** **Dayton Moore** is promoted to President of Baseball Operations and **J.J. Picollo** is promoted to Sr. Vice President of Baseball Operations/General Manager, becoming the seventh GM in Royals history. **September 29:** Perez hits his 48th home run, matching the single-season franchise record set by **Jorge Soler** in 2019. **November 7:** **Andrew Benintendi** and **Michael A. Taylor** are named *Rawlings* Gold Glove winners for the first time in their careers. **November 11:** **Art Stewart**, the longest-tenured associate in the organization, passes away at the age of 94. **November 23:** Perez named All-MLB First Team Catcher for the second straight season, two weeks after earning his franchise-record fourth Slugger Silver Slugger Award. **November 23:** **John Sherman** is named Kansas Citian of the Year by the Greater Kansas City Chamber of Commerce.

2022

March 11: Major League Baseball announced a five-year labor agreement with the MLBPA, ending a work stoppage that cut Spring Training in half and delayed the start of the regular season one week. **March 29:** **Salvador Perez** wins the **Lou Gehrig** Memorial Award, presented annually to a Major League player who best exemplifies the giving character of Hall of Famer Lou Gehrig. **April 7:** **Bobby Witt Jr.** was the first of 13 Royals to make their Major League debuts in 2022, as he recorded the go-ahead RBI double in the 8th inning on Opening Day vs. Cleveland. **September 21:** **J.J. Picollo** is named Executive VP and GM. **October 30:** **Matt Quatraro** named Manager.

2023

March 30: **Salvador Perez** named the fourth Captain in franchise history. **July 11:** Perez records a pinch-hit single as the designated hitter in his eighth All-Star Game appearance. **September 2:** **Ned Yost** inducted as the 27th member of the Royals Hall of Fame. **September 29:** **Bobby Witt Jr.** becomes the first player in franchise history to record a 30/30 season. He finishes the year with 30 HR and 49 steals, a combination matched by only four players previously in Major League history.

2024

February 5: The Royals announced a 14-year contract agreement with **Bobby Witt Jr.** to mark the biggest contract in franchise history.



Kansas City celebrated its commitment with **Bobby Witt Jr.** at a press conference in February 2024.

1968 EXPANSION DRAFT

1968 ROYALS EXPANSION DRAFT SELECTIONS

PICK	PLAYER	FORMER TEAM	PICK	PLAYER	FORMER TEAM
1	Roger Nelson (P)	Baltimore Orioles	16	Dick Drago (P)	Detroit Tigers
2	Joe Foy (3B)	Boston Red Sox	17	Pat Kelly (OF)	Minnesota Twins
3	Jim Rooker (P)	New York Yankees	18	Bill Harris (2B)	Cleveland Guardians
4	Joe Keough (OF)	Oakland Athletics	19	Don O'Riley (P)	Oakland Athletics
5	Steve Jones (P)	Washington Senators	20	Al Fitzmorris (P)	Chicago White Sox
6	Jon Warden (P)	Detroit Tigers	21	Moe Drabowsky (P)	Baltimore Orioles
7	Ellie Rodríguez (C)	New York Yankees	22	Jack Hernández (SS)	Minnesota Twins
8	Dave Morehead (P)	Boston Red Sox	23	Mike Hedlund (P)	Cleveland Guardians
9	Mike Fiore (1B)	Baltimore Orioles	24	Tom Burgmeier (P)	California Angels
10	Bob Oliver (1B)	Minnesota Twins	25	Hoyt Wilhelm (P)	Chicago White Sox
11	Bill Butler (P)	Detroit Tigers	26	Jerry Adair (2B)	Boston Red Sox
12	Steve Whitaker (OF)	New York Yankees	27	Jerry Cram (P)	Minnesota Twins
13	Wally Bunker (P)	Baltimore Orioles	28	Fran Healy (C)	Cleveland Guardians
14	Paul Schaal (3B)	California Angels	29	Scott Northey (OF)	Chicago White Sox
15	Dan Haynes (1B)	Chicago White Sox	30	Ike Brookens (P)	Washington Senators

MAJOR LEAGUE EXPANSION

Four expansion franchises were added to Major League Baseball in 1969, including the Montreal Expos, San Diego Padres, Kansas City Royals and Seattle Pilots. The two National League teams—Montreal and San Diego—selected players from existing National League teams on Oct. 14, 1969, and the two American League teams—Kansas City and Seattle—held their Expansion Draft from existing American League teams the following day.

OPENING DAY RECORDS & HISTORY

OPENING DAY

The Royals are 20-35 all-time on Opening Day, but have won their 1st game in three of the last five seasons. The Royals most common opponent on Opening Day is the White Sox, who they've faced 10 times through their first 55 seasons. They've faced the Orioles nine times on Opening Day, including five consecutive season openers from 1994-98.

TEAM GENERAL

Longest game
4:26 4/1/21 vs. TEX

Shortest game
2:00 4/3/84 vs. NYY

Largest win margin
9 4/5/79 vs. TOR (11-2)
4/6/15 vs. CWS (10-1)

Largest loss margin
9 4/5/05 at DET (11-2)

TEAM BATTING

Most runs
14 4/1/21 vs. TEX

Fewest runs
0 4/9/76 at CWS
4/6/12 at LAA
4/1/13 at CWS
7/24/20 at CLE
3/30/23 vs. CLE

Most hits
15 4/1/21 vs. TEX

Fewest hits
2 3/30/23 vs. CLE

Most home runs
3 4/4/83 at BAL
4/5/04 vs. CWS
4/1/21 vs. TEX

Most stolen bases
4 4/7/75 at CAL

Most strikeouts
18 7/24/20 at CLE

TEAM PITCHING

Most runs allowed
14 3/29/18 vs. CWS

Fewest runs allowed
0 3/31/03 vs. CWS

Most hits allowed
16 4/5/82 at BAL

Fewest hits allowed
2 4/26/95 vs. BAL

Most home runs allowed
6 3/29/18 vs. CWS

Most strikeouts
16 4/1/21 vs. TEX

PLAYER BATTING

Most hits
4 Lou Piniella, 4/8/69 vs. MIN
Amos Otis, 4/7/77 at DET
Fred Patek, 4/5/79 vs. TOR
Salvador Perez, 3/31/14 at DET

Most runs
3 George Brett, 4/4/83 at BAL
Alcides Escobar, 4/6/15 vs. CWS

Most home runs
1 (39x) Whit Merrifield, 4/1/21 vs. TEX last

Most RBI
4 Frank White, 4/5/82 at BAL

Most stolen bases
2 Fred Patek, 4/7/75 at CAL
Dean Palmer, 3/31/98 at BAL
Michael Tucker, 4/1/02 vs. MIN
Whit Merrifield, 3/28/19 vs. CWS

PLAYER PITCHING

Most innings pitched
9.0 Dick Drago, 4/6/71 at CAL
Dick Drago, 4/15/72 vs. CWS (11)
Paul Splittorff, 4/5/74 vs. MIN (11)

Most runs allowed
8 Dennis Leonard, 4/8/78 at CLE

Most hits allowed
11 Paul Splittorff, 4/5/74 vs. MIN (11)

Most home runs allowed
4 Jeff Suppan, 4/1/02 vs. MIN

Most strikeouts
8 Wally Bunker, 4/7/70 vs. OAK
Danny Duffy, 4/3/17 at MIN

4/8/69 vs. MIN

4-3 win (12)
L. Piniella CF
J. Adair 2B
E. Kirkpatrick LF
J. Foy 3B
C. Harrison 1B
B. Oliver RF
E. Rodríguez C
J. Hernández SS
W. Bunker P

4/7/70 vs. OAK

6-4 loss
P. Kelly RF
M. Fiore 1B
A. Otis CF
B. Oliver 3B
L. Piniella LF
L. Alcaraz 2B
C. J. Hernández C
E. Rodríguez C
W. Bunker P

4/6/71 at CAL

4-1 win
F. Patek SS
J. Keough 1B
A. Otis CF
L. Piniella 3B
B. Oliver LF
C. Rojas 2B
P. Schaal SS
B. Martinez C
D. Drago P

4/15/72 vs. CWS

2-1 win (11)
S. Hovley SS
P. Schaal RF
C. Rojas CF
L. Piniella LF
J. Mayberry 1B
B. Oliver 2B
J. May 3B
C. B. Floyd C
D. Drago P

4/6/73 at CAL

3-2 loss
F. Patek SS
C. Rojas 3B
A. Otis 2B
J. Mayberry LF
H. McRae 1B
E. Kirkpatrick RF
C. L. Piniella LF
P. Schaal SS
J. May C
S. Busby P

4/5/74 vs. MIN

6-4 loss (11)
F. Patek SS
J. Wohlford LF
V. Pinson RF
J. Mayberry 1B
A. Otis CF
C. Rojas 2B
H. McRae C
P. Schaal 3B
F. Healy C
P. Splittorff P

4/7/75 at CAL

3-2 loss
F. Patek SS
A. Otis CF
J. Mayberry 1B
H. McRae LF
H. Killebrew DH
G. Brett 2B
V. Pinson RF
C. Rojas 3B
F. Healy C
S. Busby P

4/9/76 at CWS

4-0 loss
D. Nelson DH
A. Otis CF
G. Brett 1B
J. Mayberry LF
H. McRae DH
A. Cowens 3B
F. Healy RF
F. Patek 2B
F. White C
P. Splittorff P

4/7/77 at DET

7-4 win
G. Brett DH
H. McRae CF
A. Otis 3B
J. Mayberry 1B
A. Cowens LF
J. Zdeb RF
C. B. Martinez C
F. Patek SS
F. White 2B
P. Splittorff P

4/8/78 at CLE

8-5 loss
W. Wilson LF
H. McRae DH
G. Brett CF
A. Cowens RF
A. Otis LF
C. Porter C
F. Patek SS
F. White 2B
D. Leonard P

OPENING DAY HISTORY (CONT.)

4/5/79 vs. TOR		4/10/80 vs. DET		4/10/81 at BAL		4/5/82 at BAL		4/4/83 at BAL	
11-2 win		5-1 loss		5-3 loss		13-5 loss		7-2 win	
G. Brett	3B	W. Wilson	CF	W. Wilson	CF	W. Wilson	LF	W. Wilson	LF
F. White	2B	H. McRae	DH	H. McRae	DH	J. Wathan	C	U. Washington	SS
A. Otis	CF	G. Brett	3B	G. Brett	3B	G. Brett	3B	G. Brett	3B
A. Covens	RF	W. Aikens	1B	W. Aikens	1B	W. Aikens	1B	A. Otis	CF
H. McRae	DH	P. LaCock	LF	A. Otis	LF	A. Otis	CF	H. McRae	DH
D. Porter	C	J. Quirk	C	C. Hurdle	RF	H. McRae	DH	W. Aikens	1B
J. Wathan	1B	C. Hurdle	RF	J. Wathan	C	J. Martin	RF	F. White	2B
C. Hurdle	LF	F. White	2B	U. Washington	SS	F. White	2B	J. Martin	RF
F. Patek	SS	U. Washington	SS	F. White	2B	U. Washington	SS	J. Wathan	C
D. Leonard	P	D. Leonard	P	L. Gura	P	D. Leonard	P	L. Gura	P
4/3/84 vs. NYY		4/8/85 vs. TOR		4/8/86 at NYY		4/6/87 vs. CWS		4/4/88 vs. TOR	
4-2 win		2-1 win		4-2 loss		5-4 loss		5-3 loss	
O. Concepción	SS	W. Wilson	CF	L. Smith	LF	W. Wilson	CF	W. Wilson	CF
B. Davis	LF	P. Sheridan	RF	W. Wilson	CF	K. Seitzer	1B	K. Seitzer	3B
F. White	2B	G. Brett	3B	G. Brett	3B	D. Tartabull	RF	G. Brett	DH
H. McRae	DH	J. Orta	DH	H. McRae	DH	G. Brett	3B	D. Tartabull	RF
S. Balboni	1B	S. Balboni	1B	F. White	2B	F. White	2B	F. White	2B
D. Motley	RF	D. Motley	LF	S. Balboni	1B	B. Jackson	LF	S. Balboni	1B
D. Slaught	C	F. White	2B	D. Motley	RF	S. Balboni	DH	B. Jackson	LF
P. Sheridan	CF	J. Sundberg	C	J. Sundberg	C	E. Hearn	C	M. Macfarlane	C
G. Pryor	3B	O. Concepción	SS	A. Salazar	SS	B. Biancalana	SS	K. Stillwell	SS
B. Black	P	B. Black	P	B. Black	P	D. Jackson	P	B. Saberhagen	P
4/3/89 vs. TOR		4/9/90 vs. BAL		4/8/91 vs. CLE		4/6/92 at OAK		4/5/93 vs. BOS	
4-3 loss		7-6 loss (11)		4-2 win		5-3 loss		3-1 loss	
W. Wilson	CF	G. Perry	DH	B. McRae	CF	B. McRae	CF	K. Miller	3B
K. Seitzer	3B	K. Seitzer	3B	K. Seitzer	3B	G. Jefferies	3B	W. Joyner	1B
G. Brett	1B	G. Brett	1B	G. Brett	1B	W. Joyner	1B	G. Brett	DH
D. Tartabull	RF	B. Jackson	LF	D. Tartabull	RF	K. McReynolds	RF	F. Jose	RF
P. Tabler	DH	D. Tartabull	RF	K. Gibson	DH	G. Brett	DH	B. Mayne	C
B. Jackson	LF	J. Eisenreich	CF	M. Macfarlane	C	M. Macfarlane	C	K. McReynolds	LF
B. Boone	C	K. Stillwell	SS	K. Stillwell	SS	K. Miller	LF	B. McRae	CF
F. White	2B	F. White	2B	G. Thurman	LF	D. Howard	SS	J. Lind	2B
K. Stillwell	SS	B. Boone	C	T. Shumpert	2B	T. Shumpert	2B	G. Gagne	SS
M. Gubicza	P	B. Saberhagen	P	B. Saberhagen	P	K. Appier	P	K. Appier	P
4/4/94 at BAL		4/26/95 vs. BAL		4/2/96 at BAL		4/2/97 at BAL		3/31/98 at BAL	
6-3 loss		5-1 win		4-2 loss		4-2 loss		4-1 win	
V. Coleman	LF	M. Tucker	LF	B. Roberts	2B	J. Offerman	2B	J. Damon	CF
B. McRae	CF	T. Goodwin	CF	T. Goodwin	LF	T. Goodwin	CF	J. Offerman	2B
W. Joyner	1B	W. Joyner	1B	J. Damon	CF	B. Roberts	LF	H. Morris	LF
M. Macfarlane	C	B. Hamelin	DH	M. Tucker	RF	J. King	1B	J. King	1B
G. Gaetti	3B	F. José	RF	K. Lockhart	3B	J. Bell	SS	T. Pendleton	DH
B. Hamelin	DH	G. Gaetti	3B	B. Hamelin	1B	J. Vitiello	DH	D. Palmer	3B
D. Henderson	RF	G. Gagne	SS	J. Vitiello	DH	J. Dye	RF	L. Sutton	RF
G. Gagne	SS	B. Mayne	C	M. Macfarlane	C	C. Paquette	3B	M. Sweeney	C
J. Lind	2B	J. Lind	2B	J. Offerman	SS	T. Spehr	C	F. Martinez	SS
K. Appier	P	K. Appier	P	K. Appier	P	K. Appier	P	T. Belcher	P
4/5/99 vs. BOS		4/3/00 at TOR		4/2/01 at NYY		4/1/02 vs. MIN		3/31/03 vs. CWS	
5-3 loss		5-4 loss		7-3 loss		8-6 loss		3-0 win	
C. Beltrán	CF	J. Damon	LF	C. Febles	2B	C. Knoblauch	LF	M. Tucker	CF
J. Randa	3B	C. Febles	2B	C. Beltrán	CF	N. Pèze	SS	J. Randa	3B
J. Damon	LF	C. Beltrán	CF	M. Sweeney	1B	C. Beltrán	CF	M. Sweeney	1B
J. King	1B	J. Dye	RF	J. Dye	RF	M. Sweeney	1B	R. Ibañez	LF
L. Sutton	DH	M. Sweeney	1B	J. Randa	3B	M. Tucker	RF	B. Berger	RF
J. Dye	RF	J. Randa	3B	M. Quinn	LF	J. Randa	3B	K. Harvey	DH
C. Kreuter	C	M. Quinn	DH	D. Brown	DH	R. Ibañez	DH	A. Berroa	SS
R. Sánchez	SS	B. Johnson	C	H. Ortiz	C	B. Mayne	C	B. Mayne	C
C. Febles	2B	R. Sánchez	SS	R. Sánchez	SS	C. Febles	2B	C. Febles	2B
K. Appier	P	J. Suppan	P	J. Suppan	P	J. Suppan	P	R. Hernández	P

OPENING DAY HISTORY (CONT.)

4/5/04 vs. CWS		4/4/05 at DET		4/3/06 vs. DET		4/2/07 vs. BOS		3/31/08 at DET	
9-7 win		11-2 loss		3-1 loss		7-1 win		5-4 win (11)	
A. Berroa	SS	D. DeJesus	CF	D. DeJesus	CF	D. DeJesus	CF	D. DeJesus	CF
C. Beltrán	CF	R. Gotay	2B	M. Grudzielanek	2B	M. Grudzielanek	2B	M. Grudzielanek	2B
M. Sweeney	1B	M. Sweeney	1B	M. Sweeney	DH	M. Teahen	RF	A. Gordon	3B
J. González	RF	C. Pickering	DH	R. Sanders	RF	M. Sweeney	DH	J. Guillén	RF
J. Randa	3B	M. Stairs	RF	E. Brown	LF	A. Gordon	3B	B. Butler	DH
K. Harvey	DH	A. Berroa	SS	D. Mientkiewicz	1B	R. Shealy	1B	M. Teahen	LF
B. Santiago	C	T. Long	LF	A. Berroa	SS	R. Gload	LF	R. Gload	1B
A. Guiel	LF	J. Buck	C	M. Teahen	3B	J. Buck	C	J. Buck	C
D. Relaford	2B	M. Teahen	3B	J. Buck	C	T. Peña Jr.	SS	T. Peña Jr.	SS
B. Anderson	P	J. Lima	P	S. Elarton	P	G. Meche	P	G. Meche	P

4/7/09 at CWS		4/5/10 vs. DET		3/31/11 vs. LAA		4/6/12 at LAA		4/1/13 at CWS	
4-2 loss		8-4 loss		4-2 loss		5-0 loss		1-0 loss	
C. Crisp	CF	D. DeJesus	RF	M. Aviles	3B	A. Gordon	LF	A. Gordon	LF
D. DeJesus	LF	S. Podsednik	LF	M. Cabrera	CF	L. Cain	CF	A. Escobar	SS
M. Teahen	2B	B. Butler	1B	A. Gordon	LF	E. Hosmer	1B	B. Butler	DH
J. Guillén	RF	R. Ankiel	CF	B. Butler	DH	B. Butler	DH	M. Moustakas	3B
M. Jacobs	1B	J. Guillén	DH	K. Ka'aihue	1B	J. Francoeur	RF	S. Perez	C
B. Butler	DH	W. Bloomquist	3B	J. Francoeur	RF	Y. Betancourt	2B	E. Hosmer	1B
A. Gordon	3B	Y. Betancourt	SS	A. Escobar	SS	M. Moustakas	3B	L. Cain	CF
M. Olivo	C	J. Kendall	C	M. Treanor	C	B. Peña	C	J. Francoeur	RF
M. Aviles	SS	C. Getz	2B	C. Getz	2B	A. Escobar	SS	C. Getz	SS
G. Meche	P	Z. Greinke	P	L. Hochevar	P	B. Chen	P	J. Shields	P

3/31/14 at DET		4/6/15 vs. CWS		4/3/16 vs. NYM		4/3/17 at MIN		3/29/18 vs. CWS	
4-3 loss		10-1 win		4-3 win		7-1 loss		14-7 loss	
N. Aoki	RF	A. Escobar	SS	A. Escobar	SS	A. Gordon	LF	J. Jay	LF
O. Infante	2B	M. Moustakas	3B	M. Moustakas	3B	M. Moustakas	3B	W. Merrifield	2B
E. Hosmer	1B	L. Cain	CF	L. Cain	CF	L. Cain	CF	M. Moustakas	3B
B. Butler	DH	E. Hosmer	1B	E. Hosmer	1B	E. Hosmer	1B	L. Duda	1B
A. Gordon	LF	K. Morales	DH	K. Morales	DH	S. Perez	C	C. Cuthbert	DH
S. Perez	C	A. Gordon	LF	A. Gordon	LF	B. Moss	DH	J. Soler	RF
M. Moustakas	3B	A. Ríos	RF	S. Perez	C	P. Orlando	RF	A. Gordon	CF
L. Cain	CF	S. Perez	C	O. Infante	2B	A. Escobar	SS	A. Escobar	SS
A. Escobar	SS	O. Infante	2B	R. Fuentes	RF	A. Mondesi	2B	D. Butera	C
J. Shields	P	Y. Ventura	P	E. Vólquez	P	D. Duffy	P	D. Duffy	P

3/28/19 vs. CWS		7/24/20 at CLE		4/1/21 vs. TEX		4/7/22 vs. CLE		3/30/23 vs. CLE	
5-3 win		2-0 loss		14-10 win		3-1 win		2-0 loss	
W. Merrifield	RF	W. Merrifield	RF	W. Merrifield	2B	W. Merrifield	RF	B. Witt Jr.	SS
A. Mondesi	SS	A. Mondesi	SS	A. Benintendi	LF	B. Witt Jr.	3B	M. Melendez	RF
A. Gordon	LF	J. Soler	DH	C. Santana	1B	A. Benintendi	LF	S. Perez	C
J. Soler	DH	S. Perez	C	S. Perez	C	S. Perez	C	V. Pasquantino	1B
F. Schwindel	1B	A. Gordon	LF	J. Soler	DH	C. Santana	1B	F. Reyes	DH
C. Owings	2B	R. McBroom	1B	H. Dozier	3B	H. Dozier	DH	M. Massey	2B
H. Dozier	3B	M. Franco	3B	K. Isbel	RF	A. Mondesi	SS	H. Dozier	3B
M. Maldonado	C	N. Lopez	2B	M. Taylor	CF	M. Taylor	CF	K. Isbel	CF
B. Hamilton	CF	B. Starling	CF	N. Lopez	SS	N. Lopez	2B	E. Olivares	LF
B. Keller	P	D. Duffy	P	B. Keller	P	Z. Greinke	P	Z. Greinke	P

MOST OPENING DAY STARTS		MOST OPENING DAY STARTS		MOST OPENING DAY STARTS	
By position		Overall		Consecutive	
P	Kevin Appier (7)	18	George Brett (3B, 1B, DH)	15	Frank White (1976-90)
C	Salvador Perez (9)	15	Frank White (2B)	12	Hal McRae (1873-84)
1B	Hosmer/Mayberry/Sweeney (6)	13	Alex Gordon (LF, 3B, CF)	10	Alex Gordon (2011-20)
2B	Frank White (15)		Hal McRae (DH, LF, RF)	9	George Brett (1975-83)
3B	George Brett (12)	12	Amos Otis (CF, LF)		George Brett (1985-93)
SS	Escobar/Patek (8)	10	Willie Wilson (CF, LF)	8	Alcides Escobar (2011-18)
LF	Alex Gordon (9)	9	Salvador Perez (C)		Mike Sweeney (2000-07)
CF	Amos Otis (11)		Mike Sweeney (1B, DH, C)		
RF	Cowens/Tartabull/Dye (4)	8	Alcides Escobar (SS)		
DH	Hal McRae (10)		Fred Patek (SS)		

ALL-TIME ALPHABETICAL ROSTER

A (37)

Abbott, Paul (P)—2003
Abernathy, Brent (INF)—2003
Abernathy, Ted (P)—1970-72
Abreu, Albert (P)—2022
Abreu, Tony (INF)—2012
Adair, Jerry (INF)—1969-70
Adam, Jason (P)—2018
Adams, Chance (P)—2020
Adams, Lane (OF)—2014
Adcock, Nate (P)—2011-12
Affeldt, Jeremy (P)—2002-06
Aikens, Willie (INF)—1980-83
Alberto, Hanser (INF)—2021
Albuquerque, Al (P)—2017
Alcaraz, Luis (INF)—1969-70
Alexander, Scott (P)—2015-17
Alicia, Luis (INF)—2001-02
Allensworth, Jermaine (OF)—1998
Almonte, Abraham (OF)—2018
Almonte, Miguel (P)—2015, 2017
Ambres, Chip (OF)—2005
Anderson, Brian (P)—2003-05
Anderson, Josh (OF)—2009
Anderson, Rick (P)—1987-88
Anderson, Scott (P)—1995
Andrade, Steve (P)—2006
Angelini, Norm (P)—1972-73
Ankiel, Rick (OF)—2010
Aoki, Nori (OF)—2014
Appier, Kevin (P)—1989-99, 2003-04
Aquino, Luis (P)—1988-92
Armstrong, Mike (P)—1982-83
Arteaga, Humberto (INF)—2019
Asencio, Miguel (P)—2002-03
Ashford, Tucker (INF)—1984
Austin, Jeff (P)—2001-02
Aviles, Mike (INF)—2008-11

B (106)

Bailey, Cory (P)—2001-02
Bailey, Homer (P)—2019
Bako, Paul (C)—2006
Balboni, Steve (INF)—1984-88
Bale, John (P)—2007-09
Baller, Jay (P)—1990
Bankhead, Scott (P)—1986
Bannister, Brian (P)—2007-10
Bannister, Floyd (P)—1988-89
Barber, Brian (P)—1998-99
Barlow, Scott (P)—2018-23
Barnes, Jacob (P)—2019
Barranca, Germán (INF)—1979-80
Bass, Randy (INF)—1978
Batista, Miguel (P)—2000
Bautista, Denny (P)—2004-06
Bautista, José (INF)—2004
Bayliss, Jonah (P)—2005
Beaty, Matt (INF)—2023
Beckwith, Joe (P)—1984-85
Belcher, Tim (P)—1996-98
Belinda, Stan (P)—1993-94
Bell, Jay (INF)—1997

Bell, Terry (C)—1986
Beltrán, Carlos (OF)—1998-2004
Benintendi, Andrew (OF)—2021-22
Beniquez, Juan (OF-INF)—1987
Benitez, Yamil (OF)—1997
Benzinger, Todd (INF)—1991
Berenguer, Juan (P)—1981, 1992
Berger, Brandon (OF)—2001-04
Bernero, Adam (P)—2006
Berroa, Angel (INF)—2001-07
Berry, Sean (INF)—1990-91
Betancourt, Y. (INF)—2009-10, 2012
Betemit, Willie (INF)—2010-11
Bevacqua, Kurt (INF)—1973-74
Bevil, Brian (P)—1996-98
Biancalana, Buddy (INF)—1982-87
Bird, Doug (P)—1973-78
Black, Buddy (P)—1982-88
Blanco, Andres (INF)—2004-06
Blanco, Dairon (OF)—2022-23
Blanco, Gregor (OF)—2010
Blanton, Joe (P)—2015
Blewett, Scott (P)—2020-21
Bloomquist, Willie (OF-INF)—2009-10
Blue, Vida (P)—1982-83
Bluma, Jaime (P)—1996
Bochtler, Doug (P)—2000
Boddicker, Mike (P)—1991-92
Bolaños, Ronald (P)—2020-21
Bones, Ricky (P)—1997-98
Bonifacio, Emilio (INF-OF)—2013
Bonifacio, Jorge (OF)—2017-19
Booker, Chris (P)—2006
Boone, Bob (C)—1989-90
Borders, Pat (C)—1995
Bosley, Thad (OF)—1987-88
Botelho, Derek (P)—1982
Bottalico, Ricky (P)—2000
Bourgeois, Jason (OF)—2012
Bowlan, Jonathan (P)—2023
Boxberger, Brad (P)—2019
Boyer, Blaine (P)—2018
Bradley Jr., Jackie (OF)—2023
Braun, Ryan (P)—2006-07
Braun, Steve (OF-INF)—1978-80
Brazell, Craig (1B)—2007
Brentz, Jake (P)—2021-22
Brett, George (INF)—1973-93
Brett, Ken (P)—1980-81
Brewer, Billy (P)—1993-95
Brewer, Mike (OF)—1986
Briles, Nelson (P)—1974-75
Brito, Juan (C)—2002
Brooks, Aaron (P)—2014-15
Brooks, Hubie (OF)—1993-94
Brown, Adrian (OF)—2004
Brown, Dee (OF)—1998-04
Brown, Emil (OF)—2005-07
Browning, Tom (P)—1995
Broxton, Jonathan (P)—2012
Bruno, Tom (P)—1976
Bubic, Kris (P)—2020-23
Buchanan, Bob (P)—1989

Buchter, Ryan (P)—2017
Buck, John (C)—2004-09
Buckner, Bill (INF-DH)—1988-89
Buckner, Billy (P)—2007
Bueno, Franciscley (P)—2012-14
Bukvich, Ryan (P)—2002-04
Bullington, Bryan (P)—2010
Bunch, Malvin (P)—1995
Bunker, Morgan (P)—1969-71
Burgmeier, Tom (P)—1969-73
Burgos, Ambiorix (P)—2005-06
Burgos, Enrique (P)—1993
Burkhart, Morgan (INF)—2003
Burns, Billy (OF)—2016-17
Busby, Steve (P)—1972-80
Butera, Drew (C)—2015-18
Butler, Bill (P)—1969-71
Butler, Billy (INF-DH)—2007-14
Byrd, Paul (P)—2001-02
Byrdak, Tim (P)—1998-2000

C (78)

Cabrera, Melky (OF)—2011, 2017
Caceres, Edgar (INF)—1995
Cadaret, Greg (P)—1993
Cahill, Trevor (P)—2017
Cain, Lorenzo (OF)—2011-17
Calixte, Orlando (INF)—2015
Callaspo, Alberto (INF)—2008-10
Camp, Shawn (P)—2004-05
Campanis, Jimmy (C)—1969-70
Campbell, Jim (P)—1990
Capra, Nick (OF)—1988
Cardenal, José (OF)—1980
Carrasco, D.J. (P)—2003-05
Carrasco, Héctor (P)—1997
Carroll, Jamey (INF)—2013
Carter, Lance (P)—1999
Caruso, Mike (INF)—2002
Casian, Larry (P)—1997
Castillo, Alberto (C)—2004-05
Castillo, Manny (INF)—1980
Castillo, Max (P)—2022-23
Castro, Bill (P)—1982-83
Cepeda, Orlando (INF)—1974
Cerde, Jaime (P)—2004-05
Chalk, Dave (INF)—1980-81
Chamberlain, Craig (P)—1979-80
Chamberlain, Joba (P)—2015
Chapman, Aroldis (P)—2023
Chávez, Endy (OF)—2001
Chavez, Jesse (P)—2010-11
Chen, Bruce (P)—2009-14
Christenson, Gary (P)—1979-80
Ciriaco, Pedro (INF)—2013-14
Cisco, Galen (P)—1969
Clark, David (OF)—1991
Clark, Terry (P)—1996
Clarke, Stan (P)—1989
Clarke, Taylor (P)—2022-23
Clemons, Lance (P)—1971
Codirolí, Chris (P)—1990
Cogan, Tony (P)—2001

ALL-TIME ALPHABETICAL ROSTER (CONT.)

Colborn, Jim (P)—1977-78
Cole, Stu (INF)—1991
Coleman, Casey (P)—2014
Coleman, Dusty (INF)—2015
Coleman, Dylan (P)—2021-23
Coleman, Louis (P)—2011-15
Coleman, Vince (OF)—1994-95
Collins, Tim (P)—2011-14
Colón, Christian (INF)—2014-17
Colon, Roman (P)—2009-10, 2012
Concepción, Onix (INF)—1980-85
Cone, David (P)—1986, 1993-94
Conine, Jeff (INF)—1990, 1992, 1998
Converse, Jim (P)—1995, 1997
Cookson, Brent (OF)—1995
Cooper, Scott (INF)—1997
Corbin, Archie (P)—1991
Cordero, Franchy (OF)—2020
Cortez, Fernando (INF)—2007
Costa, Shane (OF)—2005-07
Cowens, Al (OF)—1974-79
Cox, Austin (P)—2023
Cram, Jerry (P)—1969, 1976
Crawford, Steve (P)—1989-91
Creel, Keith (P)—1982-83
Cripe, Dave (INF)—1978
Crisp, Coco (OF)—2009
Cromartie, Warren (INF)—1991
Cropley, Tyler (C)—2023
Crow, Aaron (P)—2011-14
Cruz, Juan (P)—2009-10
Cruz, Steven (P)—2023
Cruz, Todd (INF)—1979
Cruz, Tony (C)—2016
Cuas, Jose (P)—2022-23
Cueto, Johnny (P)—2015
Cuthbert, Cheslor (INF)—2015-19

D (47)

D'Amico, Jeff (P)—2000
Dal Canton, Bruce (P)—1971-75
Damon, Johnny (OF)—1995-2000
Davidson, Tucker (P)—2023
Davies, Kyle (P)—2007-11
Davis, Butch (OF)—1983-84
Davis, Chili (DH)—1997
Davis, John (P)—1987
Davis, Mark (P)—1990-92
Davis, Storm (P)—1990-91
Davis, Tommy (OF)—1976
Davis, Wade (P)—2013-16, 2021
Dawkins, Gookie (INF)—2003
De La Rosa, Jorge (P)—2006-07
De los Santos, Luis (INF)—1988-89
DeHart, Rick (P)—2003
DeJesus, David (OF)—2003-10
DeJesus, Jose (P)—1988-89, 1994
DeLaMaza, Roland (P)—1997
Delgado, Wilson (INF)—2000-01
Demaria, Chris (P)—2005
Dent, Bucky (INF)—1984
Dessens, Elmer (P)—2006
Detherage, Bob (OF)—1980

Díaz, José (P)—2006
Diaz, Matt (OF)—2005
Diekman, Jake (P)—2019
DiFelice, Mike (C)—2003
DiNardo, Lenny (P)—2009
Dini, Nick (C)—2019
DiPino, Frank (P)—1993
Dohmann, Scott (P)—2006
Dotel, Octavio (P)—2007
Dotson, Richard (P)—1990
Downs, Scott (P)—2014
Dozier, H. (INF-OF)—2016, 2018-23
Drabowsky, Moe (P)—1969-70
Drago, Dick (P)—1969-73
Duckworth, Brandon (P)—2006-08
Duda, Lucas (1B)—2018-19
Duffy, Danny (P)—2011-21
Duffy, Matt (INF)—2023
Dunwoody, Todd (OF)—2000
Durbin, Chad (P)—1999-02
Dwyer, Chris (P)—2013
Dye, Jermaine (OF)—1997-2001
Dyson, Jarrod (OF)—2010-16, 2021

E (11)

Eastwick, Rawly (P)—1980
Eaton, Craig (P)—1979
Eaton, Nate (OF)—2022-23
Eibner, Brett (OF)—2016
Eisenreich, Jim (OF)—1987-92
Elarton, Scott (P)—2006-07
Ellis, Chris (P)—2019
Encarnación, Luis (P)—1990
Escobar, Alcides (INF)—2011-18
Etherton, Seth (P)—2006
Evans, Bart (P)—1998

F (31)

Fabregas, Jorge (C)—2000
Falu, Irving (INF)—2012-13
Farnsworth, Kyle (P)—2009-10
Farr, Steve (P)—1985-90
Farrell, Luke (P)—2017
Fasano, Sal (C)—1996-99, 2001
Febles, Carlos (INF)—1998-03
Feliz, Neftalí (P)—2017
Fermin, Freddy (C)—2022-23
Ferreira, Tony (P)—1985
Field, Nate (P)—2002-05
Fields, Josh (INF)—2010
Fillmyer, Heath (P)—2018-19
Filson, Pete (P)—1990
Finnegan, Brandon (P)—2014-15
Fiore, Mike (INF)—1969-70
Fitzmorris, Al (P)—1969-76
Fleming, Dave (P)—1995
Floyd, Bob (INF)—1970-74
Flynn, Brian (P)—2016-19
Foucault, Steve (P)—1978
Foy, Joe (INF)—1969
Francis, Jeff (P)—2011
Franco, Maikel (INF)—2020
Francoeur, Jeff (OF)—2011-13

Fraser, Jason (P)—2014-15
Freel, Ryan (OF-INF)—2009
Frost, Dave (P)—1982
Fuentes, Jeff (OF)—2016
Fulchino, Ray (P)—2008
Fussell, Chris (P)—1999-2000

G (57)

Gaetti, Gary (INF)—1993-95
Gagne, Greg (INF)—1993-95
Gale, Rich (P)—1978-81
Gallagher, Cam (C)—2017-21
Garber, Gene (P)—1973-74, 1987-88
García, Dan (OF)—1981
García, Maikel (INF)—2022-23
García, Onelki (P)—2017
Gardner, Mark (P)—1993
Gardner, Wes (P)—1991
Garrett, Amir (P)—2022-23
Gathright, Joey (OF)—2006-08
Gaudet, Jim (C)—1978-79
Gaviglio, Sam (P)—2017
Gee, Dillon (P)—2016
George, Chris (P)—2001-04
Germán, Esteban (INF)—2006-08
Gerrónimo, César (OF)—1981-83
Gettis, Byron (OF)—2004
Getz, Chris (INF)—2010-13
Giambi, Jeremy (OF)—1998-99
Givotella, Johnny (INF)—2011-14
Gibson, Kirk (OF)—1991
Gilfillan, Jason (P)—2003
Gleaton, Jerry Don (P)—1987-89
Gload, Ross (INF-OF)—2007-08
Gobble, Jimmy (P)—2003-08
Goins, Ryan (INF)—2018
Gomes, Jonny (OF)—2015
Gómez, Alexis (OF)—2002, 2004
González, Fernando (INF)—1974
González, Juan (OF)—2004
Goodwin, Brian (OF)—2018
Goodwin, Tom (OF)—1994-97
Gordon, Alex (INF-OF)—2007-20
Gordon, Tom (P)—1988-95
Gore, Terrance (OF)—2014-17, 2019
Gotay, Ruben (INF)—2004-05
Graffanino, Tony (INF)—2004-06
Granger, Jeff (P)—1993-94, 1996
Greinke, Zack (P)—2004-10, 2022-23
Griffin, Foster (P)—2020, 2022
Grimm, Justin (P)—2018
Grimsley, Jason (P)—2001-04
Grote, Jerry (C)—1981
Grotewold, Jeff (C)—1995
Grudzzielanek, Mark (INF)—2006-08
Gubicza, Mark (P)—1984-96
Guerrero, Wilton (INF)—2004
Guiel, Aaron (OF)—2002-06
Guillén, José (OF)—2008-10
Gumpert, Dave (P)—1987
Gura, Larry (P)—1976-85
Guthrie, Jeremy (P)—2012-15
Gutierrez, J.C. (P)—2013

ALL-TIME ALPHABETICAL ROSTER (CONT.)

Gutierrez, Kelvin (INF)—2019-21
Gwynn, Chris (OF)—1992-93

H (69)

Habyan, John (P)—1993
Hahn, Jesse (P)—2019-21
Hall, Tom (P)—1976-77
Halter, Shane (INF)—1997-98
Hamelin, Bob (INF)—1993-96
Hamilton, Billy (OF)—2019
Hammaker, Atlee (P)—1981
Hammell, Jason (P)—2017-18
Hammond, Steve (OF)—1982
Haney, Chris (P)—1992-98
Hansen, Jed (INF)—1997-99
Hansen, Ron (INF)—1972
Hargeshimer, Al (P)—1986
Harris, Bill (INF)—1969
Harrison, Chuck (INF)—1969, 1971
Harvey, Ken (INF)—2001, 2003-05
Harvey, Matt (P)—2020
Hassler, Andy (P)—1976-78
Hatcher, Chris (OF)—1998
Hayes, Brett (C)—2013-14
Healy, Fran (C)—1969, 1973-76
Hearn, Ed (C)—1987-88
Hearn, Taylor (P)—2023
Heasley, Jonathan (P)—2021-23
Heath, Kelly (INF)—1982
Heath, Nick (OF)—2020
Heaton, Neal (P)—1992
Hedlund, Mike (P)—1969-72
Hegman, Bob (INF)—1985
Heise, Bob (INF)—1977
Henderson, Dave (OF)—1994
Hendriks, Liam (P)—2014
Henry, Doug (P)—2001
Hernández, Carlos (P)—2020-23
Hernández, Jack (INF)—1969-70
Hernández, Luis (INF)—2009
Hernández, Óscar (C)—2020
Hernández, Roberto (P)—2001-02
Hernández, R. (P)—2002-03, 2005-06
Herrera, Kelvin (P)—2011-18
Herrera, Rosell (OF)—2018
Hiatt, Phil (INF)—1993, 1995
Hicklen, Brewer (OF)—2022
Hill, Jeremy (P)—2002-03
Hill, Tim (P)—2018-19
Hinch, A.J. (C)—2001-02
Hochevar, Luke (P)—2007-13, 2015-16
Hocking, Denny (INF)—2005
Hoerner, Joe (P)—1973-74
Holbert, Ray (INF)—1999-2000
Holland, Greg (P)—2010-15, 2020-21
Hood, Don (P)—1982-83
Hopkins, Gail (INF)—1971-73
Hosmer, Eric (INF)—2011-17
Hottovy, Tommy (P)—2012
Hovley, Steve (OF)—1972-73
Howard, David (INF)—1991-97
Howell, J.P. (P)—2005
Hrabosky, Al (P)—1978-79

Hubbard, Trinidad (OF)—2001
Huber, Justin (1B)—2006-07
Hudson, Luke (P)—2006-07
Hughes, Dusty (P)—2009-10
Huisman, Justin (P)—2004
Huisman, Rick (P)—1995-96
Huismann, Mark (P)—1983-86
Hulett, Tug (INF)—2009
Humber, Phil (P)—2010
Hurdle, Clint (OF)—1977-81

I (5)

Ibañez, Raúl (OF-INF)—2001-03, 2014
Infante, Omar (INF)—2014-16
Iorg, Dane (OF-INF)—1984-85
Ireland, Tim (INF)—1981-82
Isbel, Kyle (OF)—2021-23

J (29)

Jackson, Bo (OF)—1986-90
Jackson, Damian (INF)—2004
Jackson, Danny (P)—1983-87
Jackson, Grant (P)—1982
Jackson, Mike (P)—1972-73
Jacobs, Mike (INF)—2009
Jacome, Jason (P)—1995-97
James, Chris (OF)—1995
Jay, Jon (OF)—2018
Jefferies, Gregg (INF)—1992
Jeffress, Jeremy (P)—2011-12
Jeltz, Steve (INF)—1990
Jensen, Ryan (P)—2005
Johnson, Bob (P)—1970
Johnson, Brian (C)—2000
Johnson, Elliot (INF)—2013
Johnson, Ron (INF)—1982-83
Johnson, Rondin (INF)—1986
Johnson, Rontrez (OF)—2003
Johnston, Joel (P)—1991-92
Jones, Lynn (OF)—1984-86
Jones, Mike (P)—1980-81, 1984-85
Jones, Ross (INF)—1987
Jones, Ruppert (OF)—1976
Jones, Steve (P)—1969
José, Félix (OF)—1993-95
Joseph, Donnie (P)—2013-14
Joyner, Wally (INF)—1992-95
Junis, Jakob (P)—2017-21

K (24)

Ka'aihue, Kila (INF)—2008, 2010-11
Karns, Nate (P)—2017
Keatley, Greg (C)—1981
Keller, Brad (P)—2018-23
Kelly, Pat (OF)—1969-70
Kendall, Jason (C)—2010
Kennedy, Ian (P)—2016-20
Keough, Joe (OF)—1969-72
Keppel, Bobby (P)—2006
Keppinger, Jeff (INF)—2006
Killebrew, Harmon (INF)—1975
King, Jeff (INF)—1997-99
Kingery, Mike (OF)—1986

Kinney, Matt (P)—2004
Kirkpatrick, Ed (OF-C)—1969-73
Knoblauch, Chuck (OF)—2002
Knoop, Bobby (INF)—1971-72
Koslofski, Kevin (OF)—1992-94
Kottaras, George (C)—2013
Kowar, Jackson (P)—2021-23
Kratz, Erik (C)—2014-15
Kreuter, Chad (C)—1999
Kriske, Brooks (P)—2023
Kusnyer, Art (C)—1978

L (41)

LaCock, Pete (INF)—1977-80
LaCoss, Mike (P)—1985
Lahoud, Joe (OF)—1977-78
Lance, Gary (P)—1977
Larkin, Andy (P)—2000
LaRue, Jason (C)—2007
Law, Rudy (OF)—1986
Laxton, Brett (P)—2000
Leach, Terry (P)—1989
Lee, Mark (P)—1988
Leeper, Dave (OF)—1984-85
Leibrandt, Charlie (P)—1984-89
Leius, Scott (INF)—1998-99
Lennon, Patrick (OF)—1996
Leonard, Dennis (P)—1974-86
Lerew, Anthony (P)—2009-10
Leskanic, Curtis (P)—2003-04
Levine, Al (P)—2003
Lima, José (P)—2003, 2005
Lind, José (INF)—1993-95
Linton, Doug (P)—1995-96
Liriano, Nelson (INF)—1991
Littell, Mark (P)—1973, 1975-77
Lively, Ben (P)—2018-19
Lloyd, Graeme (P)—2003
Lockhart, Keith (INF)—1995-96
Loftin, Nick (INF)—2023
Long, Ryan (OF)—1997
Long, Terrence (OF)—2005
López, Albie (P)—2003
López, Aurelio (P)—1974
López, Jorge (P)—2018-20
López, Mendy (INF)—1998-99, 2003-04
Lopez, Nicky (INF)—2019-23
Lough, David (OF)—2012-13
Lovelady, Richard (P)—2019-21
Lowe, Sean (P)—2003
Lowery, Devon (P)—2008
Luecken, Rick (P)—1989
Lyles, Jordan (P)—2023
Lynch IV, Daniel (P)—2021-23

M (108)

MacDougal, Mike (P)—2001-06
Macfarlane, Mike (C)—1987-94, 1996-98
Machado, Andrés (P)—2017
Mack, Shane (OF)—1998
Madison, Scotti (C-INF)—1987-88
Madson, Ryan (P)—2015
Magnante, Mike (P)—1991-96

ALL-TIME ALPHABETICAL ROSTER (CONT.)

Mahay, Ron (P)—2008-09
Maier, Mitch (OF)—2006, 2008-12
Maldonado, Carlos (P)—1990-91
Maldonado, Martin (C)—2019
Maness, Seth (P)—2017
Mariot, Michael (P)—2014-15
Marks, Justin (P)—2014
Marrero, Eli (OF)—2005
Marsh, Alec (P)—2023
Marshall, Keith (OF)—1973
Marte, Victor (P)—2009-10
Martin, Jerry (OF)—1982-83
Martin, Renie (P)—1979-81
Martinez, Buck (C)—1969-71, 1973-77
Martínez, Carmelo (INF)—1991
Martínez, Félix (INF)—1997-99
Martz, Gary (OF)—1975
Massey, Michael (INF)—2022-23
Matchick, Tommy (INF)—1970
Mateo, Ruben (P)—2004
Mathews, Terry (P)—1999
Matos, Julius (INF)—2003
Mauer, Brandon (P)—2017-18
Maxwell, Justin (OF)—2013-14
May, Darrell (P)—2002-04
May, Jerry (C)—1971-73
May, Lee (INF)—1981-82
May, Lucas (C)—2010
Mayberry, John (INF)—1972-77
Mayers, Mike (P)—2023
Mayne, Brent (C)—1990-95, 2001-03
Mays, Joe (P)—2006
Mazzaro, Vin (P)—2011-12
McArthur, James (P)—2023
McBroom, Ryan (1B/OF)—2019-21
McCarthy, Kevin (P)—2016-20
McCarthy, Dave (INF)—2000-02
McClure, Bob (P)—1975-76
McCormick, Mike (P)—1971
McDaniel, Lindy (P)—1974-75
McDill, Allen (P)—1997-98
McDonald, Donzell (OF)—2002
McEwing, Joe (INF)—2005
McGaffigan, Andy (P)—1990-91
McGilberry, Randy (P)—1977-78
McGinnis, Russ (C)—1995
McMillon, John (P)—2023
McRae, Brian (OF)—1990-94
McRae, Hal (OF-DH)—1973-87
McReynolds, Kevin (OF)—1992-93
McWilliams, Larry (P)—1989-90
Meacham, Rusty (P)—1992-95
Meadows, Brian (P)—2000-01
Meche, Gil (P)—2007-10
Medlen, Kris (P)—2015-16
Mejia, Erick (INF/OF)—2019-20
Melendez, MJ (C/OF)—2022-23
Melvin, Bob (C)—1992
Mendoza, Luis (P)—2010-13
Mengden, Daniel (P)—2022
Mercedes, Henry (C)—1995-96
Merrifield, Whit (INF/OF)—2016-22
Mientkiewicz, Doug (INF)—2006

Mijares, José (P)—2012
Milacki, Bob (P)—1994
Miller, Jai (OF)—2010
Miller, Keith (INF)—1992-95
Mills, Alec (P)—2016
Mills, Wyatt (P)—2022
Mingori, Steve (P)—1973-79
Minor, Mike (P)—2017, 2021
Misiewicz, Anthony (P)—2022
Moeller, Dennis (P)—1992
Mondesi, Adalberto (INF)—2016-22
Monteagudo, Aurelio (P)—1970
Montgomery, Jeff (P)—1988-99
Montgomery, Mike (P)—2019-20
Montgomery, Monty (P)—1971-72
Moore, Adam (C)—2012-13
Moore, Bobby (OF)—1991
Morales, Franklin (P)—2015
Morales, Kendrys (INF-DH)—2015-16
Morehead, Dave (P)—1969-70
Moreno, Omar (OF)—1985
Moreno, Orber (P)—1999
Morin, Mike (P)—2017
Morman, Alvin (P)—1999
Morman, Russ (OF)—1990-91
Morris, Hal (OF)—1998
Moss, Brandon (1B/DH)—2017
Mota, José (INF)—1995
Motley, Darryl (OF)—1981, 1983-86
Moustakas, Mike (INF)—2011-18
Moylan, Peter (P)—2016-17
Mullen, Scott (P)—2000-03
Mulliniks, Rance (INF)—1980-81
Murphy, Donnie (INF)—2004-05
Murphy, Tom (P)—1972
Murray, Dan (P)—1999-2000
Musser, Neal (P)—2007-08
Myers, Roderick (OF)—1996-97

N (15)

Nava, Daniel (OF)—2016
Navarro, Yamaico (INF)—2011
Nelson, Dave (INF)—1976-77
Nelson, Joe (P)—2006
Nelson, Roger (P)—1969-72, 1976
Nettles, Jim (INF)—1979
Newberry, Jake (P)—2018-21
Newman, Josh (P)—2008
Nix, Jayson (INF)—2014
Nomo, Hideo (P)—2008
Norman, Les (OF)—1995-96
Northey, Scott (OF-INF)—1969
Núñez, Abraham (OF)—2004
Núñez, Leo (P)—2005-08
Nunnally, Jon (OF)—1995-97

O (20)

Oaks, Trevor (P)—2018
Obermueller, Wes (P)—2002
Odorizzi, Jake (P)—2012
Offerman, Jose (INF)—1996-98
O'Hearn, Ryan (INF)—2018-22
Olivares, Edward (OF)—2020-23

Oliver, Bob (OF-INF)—1969-72
Olivo, Miguel (C)—2008-09
Olson, Gregg (P)—1995, 1997
O'Riley, Don (P)—1969-70
Ordaz, Luis (INF)—2000-02
Orlando, Paulo (OF)—2015-18
Orta, Jorge (OF)—1984-87
Ortenzio, Frank (INF)—1973
Ortiz, Héctor (C)—1998, 2000-01
O'Sullivan, Sean (P)—2010-11
Otis, Amos (OF)—1970-83
Owen, Dave (INF)—1988
Owen, Larry (C)—1987-88
Owings, Chris (INF/OF)—2019

P (61)

Paepke, Dennis (C)—1969, 1971-72, 1974
Palacios, Rey (C)—1988-90
Palmer, Dean (INF)—1997-98
Paquette, Craig (INF)—1996-97
Paredes, Jimmy (OF)—2014
Parrish, John (P)—2010
Paschall, Bill (P)—1978-79, 1981
Pasquantino, Vinnie (INF)—2022-23
Pastornicky, Cliff (INF)—1983
Patek, Fred (INF)—1971-79
Patterson, Jarrod (INF)—2003
Pattin, Marty (P)—1974-80
Paulino, Felipe (P)—2011-12
Payamps, Joel (P)—2021-22
Peacock, Matt (P)—2022
Pecota, Bill (INF)—1986-91
Pedre, George (C)—1991
Peguero, Carlos (OF)—2014
Pellow, Kit (INF)—2002
Peña, Brayann (C)—2009-12
Peña, Carlos (INF)—2013
Peña, Francisco (C)—2014-15
Peña Jr., Tony (INF)—2007-09
Pendleton, Terry (INF)—1998
Peralta, Joel (P)—2006-08
Peralta, Willy (P)—2018-19
Pérez, Mélido (P)—1987
Pérez, Mike (P)—1997
Pérez, Neifi (INF)—2001-02
Pérez, Odalis (P)—2006-07
Perez, Salvador (C)—2011-18, 2020-23
Perry, Chan (INF)—2002
Perry, Gaylord (P)—1983
Perry, Gerald (INF-DH)—1990
Phelps, Ken (INF)—1980-81
Phillips, Brett (OF)—2018-20
Phillips, Paul (C)—2004-07
Pichardo, Hipólito (P)—1992-98
Pickering, Calvin (INF)—2004-05
Pierce, Ed (P)—1992
Piña, Manuel (C)—2011-12
Piniella, Lou (OF)—1969-73
Pino, Yohan (P)—2015
Pinson, Vada (OF)—1974-75
Pisciotta, Marc (P)—1999
Pittsley, Jim (P)—1995, 1997-99
Podsednik, Scott (OF)—2010

ALL-TIME ALPHABETICAL ROSTER (CONT.)

Ponson, Sidney (P)—2009
Poquette, T. (OF)—1973, 1976-79, 1982
Porter, Darrell (C)—1977-80
Porter, Logan (C)—2023
Pose, Scott (OF)—1999-2000
Pounders, Brooks (P)—2016
Power, Ted (P)—1988
Pratto, Nick (INF)—2022-23
Prince, Tom (C)—2003
Pryor, Greg (INF)—1982-86
Pugh, Tim (P)—1996
Puhl, Terry (OF)—1991
Pujols, Luis (C)—1984
Pulliam, Harvey (OF)—1991-93

Q (4)

Quinn, Mark (OF)—1999-2002
Quintero, Humberto (C)—2012
Quirk, J. (C)—1975-76, 1978-82, 1985-88
Quisenberry, Dan (P)—1979-88

R (51)

Ragans, Cole (P)—2023
Rakers, Jason (P)—2000
Ramírez, Horacio (P)—2008-09
Ramírez, Ramón (P)—2008
Randa, Joe (INF)—1995-96, 1999-2004
Rapp, Pat (P)—1998
Rasmussen, Dennis (P)—1992-93, 1995
Rasmussen, Eric (P)—1983
Ray, Ken (P)—1999
Raziano, Barry (P)—1973
Reboulet, Jeff (INF)—2000
Redman, Mark (P)—2006
Reed, Rick (P)—1992-93
Reichardt, Rick (OF)—1973-74
Reichert, Dan (P)—1999-2002
Rekar, Bryan (P)—2002
Relaford, Desi (INF)—2003-04
Renko, Steve (P)—1983
Reyes, Denny (P)—2004
Reyes, Franmil (OF)—2023
Reynolds, Matt (INF)—2020
Rico, Fred (OF)—1969
Rigby, Brad (P)—1999-2000
Rios, Álex (OF)—2015
Rios, Danny (P)—1998
Rios, Juan (INF)—1969
Riske, David (P)—2007
Rivera, Bombo (OF)—1982
Rivera, Emmanuel (INF)—2021-22
Rivera, Luis (INF)—1998
Rivero, Sebastian (C)—2021-22
Roberts, Bip (INF)—1996-97
Roberts, Leon (OF)—1983-84
Robinson, Clint (INF)—2012
Robinson, Ken (P)—1996
Robinson, Kerry (OF)—2006
Rodríguez, Ed (P)—1979
Rodríguez, Ellie (C)—1969-70
Rodríguez, Wilking (P)—2014
Rojas, Cookie (INF)—1970-77
Romero, Enny (P)—2018
Rooker, Jim (P)—1969-72
Rooker, Brent (OF)—2022
Rosa, Carlos (P)—2008-09
Rosado, José (P)—1996-2000
Rosario, Randy (P)—2019-20
Rosenthal, Trevor (P)—2020
Rossy, Rico (INF)—1992-93
Rupe, Josh (P)—2010
Rusch, Glendon (P)—1997-99
Ryal, Mark (OF)—1982

S (92)

Saberhagen, Bret (P)—1984-91
Sadecki, Ray (P)—1975-76
Sadler, Donnie (OF-INF)—2001-02
Salazar, Angel (INF)—1986-87
Sampen, Bill (P)—1992-93
Samuel, Juan (INF)—1992, 1995
Sánchez, Angel (INF)—2006
Sánchez, Israel (P)—1988, 1990
Sanchez, Jonathan (P)—2012
Sánchez, Orlando (C)—1984
Sánchez, Rey (SS)—1999-01
Sanders, Ken (P)—1976
Sanders, Reggie (OF)—2006-07
Santana, Carlos (INF)—2021-22
Santana, Ervin (P)—2013, 2021
Santiago, Benito (C)—2004
Santiago, José (P)—1997-01
Santovenia, Nelson (C)—1993
Sauveur, Rich (P)—1992
Savage, Ted (OF)—1971
Scanlan, Bob (P)—1996
Scarson, Steve (INF)—1999
Schaal, Paul (INF)—1969-74
Schattinger, Jeff (P)—1981
Schatzeder, Dan (P)—1991
Scheinblum, Richie (OF)—1972, 1974
Schulz, Jeff (OF)—1989-90
Schwindel, Frank (1B)—2019
Scott, George (INF)—1979
Scott, Rodney (INF)—1975
Scranton, Jim (INF)—1984-85
Seanez, Rudy (P)—2004
Sedlacek, Shawn (P)—2002
Seitzer, Kevin (INF-OF)—1986-91
Serrano, Jimmy (P)—2004
Service, Scott (P)—1997-99
Severson, Rich (INF)—1970-71
Shealy, Ryan (OF)—2006-08
Sheridan, Pat (OF)—1981-85
Shields, James (P)—2013-14
Shields, Steve (P)—1986
Shifflett, Steve (P)—1992
Shirley, Bob (P)—1987
Shouse, Brian (P)—2002
Shumpert, Terry (INF)—1990-94
Silverio, Luis (OF)—1978
Simpson, Joe (OF)—1983
Simpson, Wayne (P)—1973
Singer, Brady (P)—2020-23
Sisco, Andrew (P)—2005-06
Skoglund, Eric (P)—2017-18
Sparkman, Don (C)—1982-84
Smith, Burch (P)—2018
Smith, Daryl (P)—1990
Smith, Jason (INF)—2007-08
Smith, Lonnie (OF)—1985-87
Smith, Will (P)—2012-13
Snider, Collin (P)—2022-23
Snyder, Kyle (P)—2003, 2005-06
Solaíta, Tony (INF)—1974-76
Soler, Jorge (OF)—2017-21
Soria, Joakim (P)—2007-11, 2016-17
Sorrell, Bill (INF)—1970
Sparkman, Glenn (P)—2018-20
Spehr, Tim (C)—1991, 1997-99
Speier, Gabe (P)—2019-22
Spittorff, Paul (P)—1970-84
Spoljaric, Paul (P)—2000
Spradlin, Jerry (P)—2000
Spriggs, George (OF)—1969-70
Stairs, Matt (OF)—2004-06
Standridge, Jason (P)—2007
Staring, Bubba (OF)—2019-20
Stamont, Josh (P)—2019-23
Stein, Blake (P)—1999-2002
Stemle, Steve (P)—2005-06
Stewart, Andy (C)—1997
Stillwell, Kurt (INF)—1988-91
Stinnett, Kelly (C)—2004
Stinson, Bob (C)—1975-76
Stoddard, Bob (P)—1987
Stottlemire, Jr., Mel (P)—1990
Stout, Eric (P)—2018
Strahm, Matt (P)—2016-17
Stynes, Chris (INF)—1995-96
Sullivan, Scott (P)—2004
Sundberg, Jim (C)—1985-86
Suppan, Jeff (P)—1998-2002
Sutton, Larry (INF)—1997-99
Suzuki, Mac (P)—1999-02
Swarzak, Anthony (P)—2021
Sweeney, Mike (C-INF)—1995-2007

T (31)

Tabler, Pat (OF)—1988-90
Tapia, Domingo (P)—2021
Tartabull, Danny (OF)—1987-91
Taylor, Bob (C)—1969-70
Taylor, Carl (OF)—1971-73
Taylor, Dwight (OF)—1986
Taylor, Josh (P)—2023
Taylor, Michael A. (OF)—2021-22
Taylor, Samad (INF-OF)—2023
Teaford, Everett (P)—2011-13
Teahen, Mark (OF-INF)—2005-09
Tejada, Miguel (INF)—2013
Tejada, Robinson (P)—2008-11
Terrell, Jerry (INF)—1978-80
Texeira, Kanekoa (P)—2010-11
Thompson, Brad (P)—2010
Thompson, Rich (OF)—2004
Thompson, John (P)—2007
Throop, George (P)—1975, 1977-79
Thurman, Gary (OF)—1987-92

ALL-TIME ALPHABETICAL ROSTER (CONT.)

Tomko, Brett (P)—2008
Tonis, Mike (C)—2004
Torres, Dilson (P)—1995
Torres, Ramón (INF)—2017-18
Torres, Rusty (OF)—1980
Treonor, Matt (C)—2011
Tucker, M. (OF)—1995-96, 2002-03
Tufts, Bob (P)—1982-83
Tupman, Matt (C)—2008
Turner, Chris (C)—1998
Twitty, Jeff (P)—1980

U (0)

V (17)

Valdespino, Sandy (OF)—1971
Valencia, Danny (INF)—2014
Valera, Julio (P)—1996
Vargas, Jason (P)—2014-17
Vásquez, Jorge (P)—2004
Vasto, Jerry (P)—2018
Velázquez, Nelson (OF)—2023
Veneziano, Anthony (P)—2023
Ventura, Yordano (P)—2013-16
Verdugo, Ryan (P)—2012
Veres, Randy (P)—1997
Villacis, Eduardo (P)—2004
Viloria, Meibrys (C)—2018-20
Vitiello, Joe (INF)—1995-99
Vizcaino, Arodys (P)—2022
Vólquez, Edinson (P)—2015-16
Voyles, Brad (P)—2001-03

W (39)

Waechter, Doug (P)—2009
Wagner, Héctor (P)—1990-91
Walker, Jamie (P)—1997-98
Wallace, Derek (P)—1999
Walrond, Les (P)—2003
Wang, Chien-Ming (P)—2016
Washington, U.L. (INF)—1977-84
Waters, Drew (OF)—2022-23
Wathan, Dusty (C)—2002
Wathan, John (C-INF)—1976-85
Weaver, Luke (P)—2022
Wellemeier, Todd (P)—2006-07
Wellman, Brad (INF)—1988-89
Wells, Kip (P)—2008
Wengert, Don (P)—1999
Werth, Dennis (C-INF)—1982
Whisenant, Matt (P)—1997-99
White, Frank (INF)—1973-90
White, Rondell (OF)—2003
Wickersham, Dave (P)—1969
Wilkerson, Curtis (INF)—1992-93
Williams, Mike (P)—1997
Williams, Mitch (P)—1997
Willingham, Josh (INF)—2014
Wills, Frank (P)—1983-84
Wilson, Craig (INF)—1993
Wilson, Kris (P)—2000-02
Wilson, Willie (OF)—1976-90
Winters, Matt (OF)—1989

Witasick, Jay (P)—1999-2000
Witt Jr., Bobby (INF)—2022-23
Wittgren, Nick (P)—2023
Wohlford, Jim (OF)—1972-76
Wood, Blake (P)—2010-11
Wood, Mike (P)—2004-06
Wood, Travis (P)—2017
Wright, Jamey (P)—2003, 2009
Wright, Jim (P)—1981-82
Wright, Ken (P)—1970-73

X (0)

Y (7)

Yabuta, Yasuhiko (P)—2008-09
Yarbrough, Ryan (P)—2023
York, Jim (P)—1970-71
Young, Chris (P)—2015-17
Young, Curt (P)—1992
Young, Ernie (OF)—1998
Young, Kevin (INF)—1996

Z (8)

Zachary, Chris (P)—1969
Zaun, Gregg (C)—2000-01
Zdeb, Joe (OF)—1977-79
Zerpa, Angel (P)—2021-23
Zimmer, Kyle (P)—2019-21
Zobrist, Ben (INF-OF)—2015
Zuber, Tyler (P)—2020-21
Zuvella, Paul (INF)—1991

MANAGERS (21)

Bell, Buddy—2005-07
Boone, Bob—1995-97
Ferraro, Mike—1986 (interim)
Frey, Jim—1980-81
Gardner, Billy—1987
Gordon, Joe—1969
Herzog, Whitey—1975-79
Hillman, Trey—2008-10
Howser, Dick—1981-87
Lemon, Bob—1970-72
Matheny, Mike—2020-22
McKeon, Jack—1973-75
McRae, Hal—1991-94
Metro, Charlie—1970
Mizerock, John—2002 (interim)
Muser, Tony—1997-2002
Peña, Tony—2002-05
Quatraro, Matt—2023
Schaefer, Bob—1991 (interim), 2005
Wathan, John—1987-91
Yost, Ned—2010-19

COACHES (100)

Alguacil, José—2023
Barnett, Mike—2006-08
Bedell, Howie—1984
Belliard, Rafael—2020
Blaylock, Gary—1984-87
Boros, Steve—1975-79, 1993-94
Bove, Zach—2023

Boyer, Cloyd—1982-83
Bradshaw, Terry—2018-22
Brett, George—2013
Buchanan, Brian—2017
Burgmeier, Tom—1991, 1998-2000
Cadahia, Chino—2012-13
Carnevale, Dan—1970
Carter, Larry—2020-22
Cisco, Galen—1971-79
Colavito, Rocky—1982-83
Connors, Billy—1980-81
Cox, Jeff—1995
Cumberland, John—2002-04
Dauer, Rich—1997-2002
David, Andre—2005-06, 2013
deRenne, Keoni—2022-23
Dobson, Pat—1991
Doran, Bill—2005-07
Dunlop, Harry—1969-75
Eiland, Dave—2012-17
Eldred, Cal—2018-22
Ezell, Glenn—1989-94
Ferraro, Mike—1984-86
Foli, Tim—1996
Foster, Steve—2010-12
Friend, Owen—1969
Funk, Frank—1988-90
Gamboa, Tom—2001-03
Garcia, Miguel—2023
Garrett, Adrian—1988-92
Gibbons, John—2009-11
Grifol, Pedro—2013-22
Hansen, Guy—1991-93, 1996-97, 2005
Harder, Mel—1969
Henry, Doug—2013-17
Hiller, Chuck—1976-79
Hollins, Damon—2020-23
Hoover, Paul—2023
Jirschele, Mike—2014-19
Johnson, Lamar—1999-2002
Jones, Joe—1987, 1992, 2005
Jones, Lynn—1991-92
Kendall, Fred—2006-07
Kison, Bruce—1992-98
Kuntz, R.—2008-10, 2012-17, 2020-21
Lau, Charley—1971-78
Lemon, Bob—1970
Lum, Mike—1988-89
Luzinski, Greg—1995-97
Mabry, John—2020-22
MacKenzie, Gordy—1980-81
Maier, Mitch—2018-19
Martínez, José—1980-87
Mason, Mike—2004
Mauch, Gene—1995
May, Lee—1984-86, 1992-94
Mayberry, John—1989-90
McClure, Bob—2006-11
McRae, Hal—1987
Mizerock, John—2002-04, 2008-09
Malloof, Jack—2013
Napoleon, Ed—1987-88
Nipper, Al—2001-02

ALL-TIME ALPHABETICAL ROSTER (CONT.)

Nosseck, Joe—1982-83
Owen, Dave—2008-10
Page, Mitchell—1995-97
Peña Jr., Tony—2021
Pentland, Jeff —2003-05
Poldberg, Brian—2004-07
Poquette, Tom—1997-98
Quirk, Jamie—1994-2001
Renick, Rick—1981
Rodríguez, Eddie—2009-13

Schaefer, Bob—1988-91, 2002-05
Schaffer, Jim—1980-88
Schultz, Joe—1970
Seitzer, Kevin—2009-12
Silverio, Luis—2003-08
Sisson, Doug—2011-12
Stetter, Mitch—2023
Strickland, George—1970-72
Strom, Brent—2000-01
Sullivan, John—1979

Sveum, Dale—2014-19
Sweeney, Brian—2023
Tosar, Mike—2022
Wakamatsu, Don—2014-17
Wathan, John—1986
White, Frank—1997-01
White, Jo Jo—1969
Wiley, Mark—1999
Wilson, Vance—2018-23
Zumwalt, Alec—2022-23

ALL-TIME NUMERICAL ROSTER

0

Scott, George—1979
Gore, Terrance—2014-17, 2019
Heath, Nick—2020
Taylor, Samad—2023

1

Foy, Joe—1969
Alcaraz, Luis—1970
Rojas, Cookie—1970-77
Terrell, Jerry—1978-80
Biancalana, Buddy—1982-87
Stillwell, Kurt—1988-91
Roberts, Bip—1996-97
Sanchez, Rey—1999-2001
Sadler, Donnie—2001-02
Ordaz, Luis—2002
Dawkins, Gookie—2003
Jackson, Damian—2004
Guerrero, Wilton—2004
Blanco, Andrés—2004
Hocking, Denny—2005
Gathright, Joey—2006
Pena, Jr., Tony—2007-09
Anderson, Josh—2009
Dyson, Jarrod—2010-16
Gyson, Ryan—2018
Lopez, Nicky—2019-20
Dyson, Jarrod—2021
Melendez, M.J.—2022-23

2

Patek, Fred—1971
Hansen, Ron—1972
Bevacqua, Kurt—1973-74
Patek, Freddie—1975-79
Torres, Rusty—1980
Concepción, Onix—1981-85
Salazar, Angel—1986-87
Owen, Dave—1988
Jeltz, Steve—1990
Liriano, Nelson—1991
Melvin, Bob—1992
Spehr, Tim—1997
Hansen, Jed—1997-99
Fabregas, Jorge—2000
Mayne, Brent—2001-03
Buck, John—2004-05
Graffanino, Tony—2006
Gathright, Joey—2007-08
Crisp, Coco—2009

Escobar, Alcides—2011-18
Goins, Ryan—2019
Arteaga, Humberto—2019
Owings, Chris—2019
Taylor, Michael A.—2021-22

3

Killebrew, Harmon—1975
Nelson, Dave—1976-77
Braun, Steve—1978-80
Poquette, Tom—1982
Pastornicky, Cliff—1983
Orta, Jorge—1984-87
Jones, Ross—1987
Wellman, Brad—1988-89
Shumpert, Terry—1991-93
Hamelin, Bob—1994-96
Rivera, Luis—1998
Febles, Carlos—1999-2003
Tonis, Mike—2004
Phillips, Paul—2004
Blanco, Andrés—2004
Long, Terrence—2005
Germán, Esteban—2006-08
Peña, Brayán—2009
Betancourt, Yuniesky—2009-10

4

Detherage, Bob—1980
Motley, Darryl—1981
Pryor, Greg—1982-86
Tartabull, Danny—1987-91
Gaetti, Gary—1993
Shumpert, Terry—1994
Lockhart, Keith—1996
Halter, Shane—1998
Holbert, Ray—1999-00
Delgado, Wilson—2001
Berroa, Angel—2001-07
Gordon, Alex—2008-20

5 (RETIRED IN 1994)

Savage, Ted—1971
Scheinblum, Richie—1972, 1974
Poquette, Tom—1973
Brett, George—1975-93

6

Spriggs, George—1970
Martinez, Buck—1970-71
Wohlford, Jim—1972-76

Heise, Bob—1977
Wilson, Willie—1978-90
Howard, David—1993-97
Pendleton, Terry—1998
Scarson, Steve—1999
McCarty, David—2000-02
Bako, Paul—2006
LaRue, Jason—2007
Guillén, José—2010
Cain, Lorenzo—2011-17
Hamilton, Billy—2019
Waters, Drew—2022-23

7

Harrison, Chuck—1969, 1971
Sorrell, Bill—1970
Mayberry, John—1972-77
Bass, Randy—1978
Cruz, Todd—1979
Chalk, Dave—1980-81
Slaught, Don—1982-84
Law, Rudy—1986
Hearn, Ed—1987-88
Spehr, Tim—1991
Gagne, Greg—1993-95
King, Jeff—1997-99
Hinch, A.J.—2001-02
López, Mendy—2003-04
Castillo, Alberto—2004-05
Blanco, Andrés—2005
Huber, Justin—2006
Sánchez, Angel—2006
Gordon, Alex—2007
Gload, Ross—2008
Hulett, Tug—2009
Blanco, Gregor—2010
Lough, David—2012-13
Willingham, Josh—2014
Cruz, Tony—2016
Herrera, Rosell—2018
Franco, Maikel—2020
Witt Jr., Bobby—2022-23

8

Kirkpatrick, Ed—1969-73
Solaita, Tony—1974-76
LaCock, Pete—1977-80
Sundberg, Jim—1985-86
Macfarlane, Mike—1988
Boone, Bob—1989-90
Eisenreich, Jim—1991-92

ALL-TIME NUMERICAL ROSTER (CONT.)

Wilson, Craig—1993
Gaetti, Gary—1994-95
Leius, Scott—1998-99
Ordaz, Luis—2000-01
Pérez, Neifi—2002
Brown, Dee—2003-04
McEwing, Joe—2005
Bloomquist, Willie—2009-10
Moustakas, Mike—2011-18
Lopez, Nicky—2021-23

9

Piniella, Lou—1969-73
Quirk, Jamie—1975-76, 1979-82, 1985-88
Hurdle, Clint—1977-79
Simpson, Joe—1983
Iorg, Dane—1984-85
de los Santos, Luis—1989
Moore, Bobby—1991
Jefferies, Gregg—1992
Gomez, Alexis—2002
DeJesus, David—2003-10
Giovotella, Johnny—2011-14
Butera, Drew—2015-18
Duda, Lucas—2019
McBroom, Ryan—2019-21
Pasquantino, Vinnie—2022-23

10 (RETIRED IN 1987)

Schaal, Paul—1969-74
McClure, Bob—1975
Davis, Tommy—1976
Lahoud, Joe—1977-78
Quirk, Jamie—1978-79
Hurdle, Clint—1979-81

11

Rodríguez, Ellie—1969-70
McRae, Hal—1973-87
Knoblauch, Chuck—2002
Prince, Tom—2003
Stairs, Matt—2004
Relaford, Desi—2004
Phillips, Paul—2005
Marrero, Eli—2005
Mientkiewicz, Doug—2006
Gload, Ross—2007
Guillén, José—2008-09
Fields, Josh—2010
Betancourt, Yuniesky—2012
Guthrie, Jeremy—2013-15
Starling, Bubba—2019-20
Garcia, Maikel—2022-23

12

Rios, Juan—1969
Spriggs, George—1970
May, Jerry—1971-72
Reichardt, Rick—1973
May, Jerry—1973
Martz, Gary—1975
Wathan, John—1976-85
Beniquez, Juan—1987

Joyner, Wally—1992-95
Paquette, Craig—1996-97
Young, Ernie—1998
Spehr, Tim—1998-99
Reboulet, Jeff—2000
Alicea, Luis—2001-02
Relaford, Desi—2003-04
Stairs, Matt—2004-06
Phillips, Paul—2007
Tupman, Matt—2008
Maier, Mitch—2010-12
Hayes, Brett—2013-14
Nix, Jayson—2014
Calixte, Orlando—2015
Eibner, Brett—2016
Nava, Daniel—2016
Soler, Jorge—2017-21
Loftin, Nick—2023

13

Rooker, Jim—1969-70
González, Fernando—1974
Gaudet, Jim—1979
Cone, David—1986
Martínez, Carmelo—1991
Howard, David—1992
Lind, José—1993-95
Fasano, Sal—1999
Blanco, Andrés—2006
Callaspo, Alberto—2008-10
Aviles, Mike—2011
Perez, Salvador—2011-18, 2020-23

14

Adair, Jerry—1969-70
Rooker, Jim—1971
Severson, Rich—1971
Taylor, Carl—1972-73
May, Lee—1981-82
Blue, Vida—1983
Buckner, Bill—1988-89
Davis, Storm—1990-91
Gwynn, Chris—1993
Grotewold, Jeff—1995
Stynes, Chris—1996
Cooper, Scott—1997
Martínez, Félix—1998
López, Mendy—1999
Quinn, Mark—2000-02
White, Rondell—2003
Abernathy, Brent—2003
Graffanino, Tony—2004-05
Buck, John—2006-09
Infante, Omar—2014-16
Burns, Billy—2016-17
Phillips, Brett—2018-20
Oliveras, Edward—2020-23

15

Harris, Billy—1969
Severson, Rich—1970
Floyd, Bobby—1970-74
Severson, Rich—1971

Stinson, Bob—1975-76
Porter, Darrell—1977-80
Grote, Jerry—1981
Ireland, Tim—1982
Sheridan, Pat—1983-85
Taylor, Dwight—1986
Jackson, Danny—1987
Macfarlane, Mike—1989-94, 1996-98
Mercedes, Henry—1995
Borders, Pat—1995
Turner, Chris—1998
Giambi, Jeremy—1998-99
Beltrán, Carlos—2001-04
Costa, Shane—2005
Grudzielanek, Mark—2006-08
Treanor, Matt—2011
Rios, Alex—2015
Merrifield, Whit—2016-22
Duffy, Matt—2023

16

Healy, Fran—1969, 1973-76
Keough, Joe—1969-72
Hassler, Andy—1976-78
Foucault, Steve—1978
Phelps, Ken—1981
Werth, Dennis—1982
Roberts, Leon—1983-84
Scranton, Jim—1985
Jackson, Bo—1986-90
Gordon, Tom—1991
Miller, Keith—1992-94
Miller, Keith—1995
Norman, Les—1995
Randa, Joe—1996, 1998-2004
Cooper, Scott—1997
Palmer, Dean—1997-98
Huber, Justin—2005
Sanders, Reggie—2006-07
Butler, Billy—2008-14
Orlando, Paulo—2015-18
Maldonado, Martín—2019
Gutierrez, Kelvin—2020
Benintendi, Andrew—2021-22

17

Morehead, Dave—1969-70
Paepe, Dennis—1971-72, 1974
Ortenzio, Frank—1973
Littell, Mark—1975-77
Silverio, Luis—1978
Castillo, Manny—1980
Ireland, Tim—1981
Jones, Mike—1984-85
Brewer, Mike—1986
Anderson, Rick—1987-88
Winters, Matt—1989
Perry, Gerald—1990
Zuvela, Paul—1991
Samuel, Juan—1992
Cone, David—1993
Appler, Kevin—1996-99
Dunwoody, Todd—2000

ALL-TIME NUMERICAL ROSTER (CONT.)

Suzuki, Mac—2001-02
Pérez, Neifi—2001
Wathan, Dusty—2002
Jacobs, Mike—2009
Getz, Chris—2010-13
Davis, Wade—2014-16
Dozier, Hunter—2018-23
Velázquez, Nelson—2023

18

Kelly, Pat—1969-70
Hopkins, Gail—1971-73
Cowens, Al—1974-79
Mullinik, Rance—1980-81
Renko, Steve—1983
Balboni, Steve—1984
Saberhagen, Bret—1987-91
Randa, Joe—1995
Damon, Johnny—1996-2000
Ibañez, Raúl—2001-03, 2014
Stinnett, Kelly—2004
Ambres, Chip—2005
Kendall, Jason—2010
Zobrist, Ben—2015
Hernández, Óscar—2020
Eaton, Nate—2022-23

19

Fiore, Mike—1969-70
Matchick, Tom—1970
Knoop, Bobby—1971-72
White, Frank—1973
Briles, Nelson—1974-75
Wilson, Willie—1976
Zdeb, Joe—1977-79
Cardenal, José—1980
Wills, Frank—1983-84
Stoddard, Bob—1987
Bannister, Floyd—1988-89
Conine, Jeff—1990, 1992, 1998
Wilkerson, Curtis—1993
Kreuter, Chad—1999
Johnson, Brian—2000
Delgado, Wilson—2000
Henry, Doug—2001
Pellow, Kit—2002
McDonald, Donzell—2002
Patterson, Jarrrod—2003
Anderson, Brian—2003-05
Bannister, Brian—2008-10
Falu, Irving—2012-13
Valencia, Danny—2014
Kratz, Erik—2014-15
Cuthbert, Cheslor—2015-19
Cordero, Franchy—2020
Gutierrez, Kelvin—2021
Massey, Michael—2022-23

20 (RETIRED IN 1995)

Campanis, Jim—1969-70
Montgomery, Monty—1971-72
Raziano, Barry—1973
White, Frank—1974-90

21

Martinez, Buck—1969, 1974-77
Monteagudo, Aurelio—1970
Kusnyer, Art—1978
Rodríguez, Eduardo—1979
Twitty, Jeff—1980
Creel, Keith—1982-83
Dent, Bucky—1984
Smith, Lonnie—1985-87
Montgomery, Jeff—1988-99
Carrasco, D.J.—2004-05
Redman, Mark—2006
Butler, Billy—2007
Olivo, Miguel—2008-09
Francoeur, Jeff—2011-13
Carroll, Jamey—2013
Duda, Lucas—2018
Bailey, Homer—2019
Montgomery, Mike—2019-20
Mayers, Mike—2023

22

Rooker, Jim—1969
Burgmeier, Tom—1970-73
Leonard, Dennis—1974-86
Eisenreich, Jim—1987-90
McReynolds, Kevin—1992-93
Cone, David—1994
Nunnally, Jon—1995-97
Sutton, Larry—1997-99
Spoljaric, Paul—2000
Ortiz, Héctor—2000-01
Brito, Juan—2002
González, Juan—2004
Bayliss, Jonah—2005
Mays, Joe—2006
Keppel, Bobby—2006
Maier, Mitch—2006
Podsednik, Scott—2010
May, Lucas—2010
Davis, Wade—2013
Garrett, Amir—2023

23

O'Riley, Don—1969
Fitzmorris, Al—1970-72
Mingori, Steve—1973-79
Barranca, Germán—1980
Gerónimo, César—1981-83
Gubicza, Mark—1984-96
Morris, Hal—1998
Matos, Julius—2003
Greinke, Zack—2004-10, 2022
Duffy, Danny—2011-12
Johnson, Elliot—2013
Peña, Carlos—2013
Aoki, Nori—2014
Minor, Mike—2021

24

Hernández, Jackie—1969-70
Aikens, Willie—1980-83
Motley, Darryl—1984-86

Owen, Larry—1987-88
Schulz, Jeff—1989-90
Mayne, Brent—1991-95
Scanlan, Bob—1996
Clark, Terry—1996
Dye, Jermaine—1997-2001
Tucker, Michael—2002-03
Thompson, Rich—2004
Mateo, Ruben—2004
Berger, Brandon—2004
Teahen, Mark—2005-09
Ankeli, Rick—2010
Betemit, Wilson—2011
Navarro, Yamaico—2011
Tejada, Miguel—2013
Colón, Christian—2014-17
Junis, Jakob—2021
Garrett, Amir—2022
Lyles, Jordan—2023

25

Drabowsky, Moe—1969-70
Campanis, Jim—1970
Splittorff, Paul—1971
McCormick, Mike—1971
Rooker, Jim—1972
Jackson, Mike—1972-73
Brett, George—1973-74
Scott, Rodney—1975
Poquette, Tom—1976-79
Chamberlain, Craig—1979
Brett, Ken—1980-81
Martin, Jerry—1982-83
Kankiel, Danny—1984-86
Thurman, Gary—1987-92
Hiatt, Phil—1993, 1995
Norman, Les—1996
Lima, José—2003
Johnson, Rontrez—2003
Tomko, Brett—2008
Ka'aihue, Kila—2008, 2010-11
Robinson, Clint—2012
Teaford, Everett—2013
Coleman, Casey—2014
Morales, Kendrys—2015-16
Jay, Jon—2018
Goodwin, Brian—2018
Schwindel, Frank—2019

26

Cisco, Galen—1969
Otis, Amos—1970-83
Farr, Steve—1985-90
Puhl, Terry—1991
Clark, Dave—1991
Benzinger, Todd—1991
Sauveur, Rich—1992
Heaton, Neal—1992
Pulliam, Harvey—1993
James, Chris—1995
Fasano, Sal—1996-98
Martínez, Félix—1999
Fasano, Sal—2001

ALL-TIME NUMERICAL ROSTER (CONT.)

Austin, Jeff—2001-02
DiFelice, Mike—2003
Smith, Jason—2007-08
Freel, Ryan—2009
Miller, Jai—2010
Francis, Jeff—2011
Kottaras, George—2013
Peña, Francisco—2014-15
Minor, Mike—2017
Boxberger, Brad—2019
Mejia, Erick—2019-20
Rivera, Emmanuel—2021-22
Weaver, Luke—2022

27

Bunker, Wally—1969-71
Clemons, Lance—1971
Littell, Mark—1973
Hoerner, Joe—1973-74
Martin, Renie—1979-81
Tufts, Bob—1982
Hammond, Steve—1982
Beckwith, Joe—1984-85
Kingery, Mike—1986
Bosley, Thad—1987-88
Aquino, Luis—1988-92
Granger, Jeff—1993-94, 1996
Samuel, Juan—1995
Bones, Ricky—1997
Vitiello, Joe—1998
Brown, Dee—1998-2002
Patterson, Jarrod—2003
Field, Nate—2003
Anderson, Brian—2003
Bautista, José—2004
Bautista, Denny—2004-06
Yabuta, Yasuhiko—2008
Peña, Brayson—2009-12
Gutierrez, J.C.—2013
Maxwell, Justin—2013-14
Finnegan, Brandon—2014-15
Mondesi, Adalberto—2016-22
Beaty, Matt—2023

28

Paepke, Dennis—1969
Wright, Ken—1970-73
Pinson, Vada—1974-75
Sanders, Ken—1976
McGilberry, Randy—1978
Nettles, Jim—1979
Chamberlain, Craig—1980
Paschall, Bill—1981
Frost, Dave—1982
Rasmussen, Eric—1983
Moreno, Omar—1985
Bankhead, Scott—1986
Macfarlane, Mike—1987
Garber, Gene—1987
Crawford, Steve—1990-91
Meacham, Rusty—1992-95
Bell, Jay—1997
Rapp, Pat—1998

Hubbard, Trinidad—2001
Harvey, Ken—2001, 2003-05
Phillips, Paul—2006
Dotel, Octavio—2007
Davies, Kyle—2007-09
Piña, Manuel—2011-12
López, Jorge—2019-20
Isbel, Kyle—2021-23

29

Butler, Bill—1969-71
Murphy, Tom—1972
Bird, Doug—1973-78
Quisenberry, Dan—1979-88
Palacios, Rey—1988-90
Gwynn, Chris—1992
Brewer, Billy—1993
Coleman, Vince—1994-95
Sweeney, Mike—1995-2007

30

Spriggs, George—1969
Johnson, Bob—1970
Hovley, Steve—1972-73
Cepeda, Orlando—1974
Jones, Ruppert—1976
Washington, U.L.—1977-84
LaCoss, Mike—1985
Gumpert, Dave—1987
Tabler, Pat—1988-90
Gibson, Kirk—1991
Wilkerson, Curtis—1992
Brooks, Hubie—1993-94
Olson, Gregg—1995
Offerman, Jose—1996-98
Rigby, Brad—1999-2000
Berger, Brandon—2001-03
Santiago, Benito—2004
Gotay, Ruben—2004-05
Keppinger, Jeff—2006
Standridge, Jason—2007
Cortez, Fernando—2007
Huber, Justin—2007
Aviles, Mike—2008-10
Bourgeois, Jason—2012
Ventura, Yordano—2013-16
Duffy, Danny—2021

31

Taylor, Hawk—1969-70
McGilberry, Randy—1977-78
Cripe, Dave—1978
Christenson, Gary—1979-80
Schattinger, Jeff—1981
Armstrong, Mike—1982-83
Saberhagen, Bret—1984-86
Shirley, Bob—1987
Pérez, Méliido—1987
Sánchez, Israel—1988, 1990
Garber, Gene—1988
Howard, David—1991
DiPino, Frank—1993
Cadaret, Greg—1993

Tucker, Michael—1995-96
Myers, Rod—1997
Mack, Shane—1998
Vitiello, Joe—1999
Rakers, Jason—2000
Meadows, Brian—2001
May, Darrell—2002
López, Albie—2003
Abbott, Paul—2003
Murphy, Donnie—2004
Gettis, Byron—2004
Brown, Adrian—2004
Murphy, Donnie—2005
Duckworth, Brandon—2007-08
Hughes, Dusty—2009-10
Coleman, Louis—2012-14
Gomes, Jonny—2015
Kennedy, Ian—2016-20
Tapia, Domingo—2021

32

Hedlund, Mike—1969-72
O'Riley, Don—1970
Garber, Gene—1973-74
McClure, Bob—1976
Wilson, Willie—1977
Gura, Larry—1978-85
Pecota, Bill—1986-91
Rossy, Rico—1992-93
Browning, Tom—1995
Young, Kevin—1996
Vitiello, Joe—1997
López, Mendy—1998
Laxton, Brett—2000
George, Chris—2002-04
Costa, Shane—2006-07
Mahay, Ron—2008-09
Mazzaro, Vin—2011-12
Moore, Adam—2013
Paredes, Jimmy—2014
Young, Chris—2015-17
Maurer, Brandon—2017
Hahn, Jesse—2019-21
Pratto, Nick—2022-23

33

Oliver, Bob—1969-72
Pattin, Marty—1974-80
Hammaker, Atlee—1981
Blue, Vida—1982-83
Davis, Butch—1983-84
Seitzer, Kevin—1986-91
Haney, Chris—1992-98
Durbin, Chad—1999-2002
Leskanic, Curtis—2003-04
Burkhart, Morgan—2003
Santiago, Benito—2004
Lima, José—2005
Quintero, Humberto—2012
Guthrie, Jeremy—2012
Shields, James—2013-14
Flynn, Brian—2016-19
Dini, Nick—2019

ALL-TIME NUMERICAL ROSTER (CONT.)

Harvey, Matt—2020

34

Burgmeier, Tom—1969
Splittorff, Paul—1972-84
Bell, Terry—1986
Capra, Nick—1988
McWilliams, Larry—1989-90
Clarke, Stan—1989
Codioli, Chris—1990
Wagner, Héctor—1991
José, Félix—1993-95
Pittsley, Jim—1997-99
Wallace, Derek—1999
Pisciotta, Marc—1999
Stein, Blake—2001-02
May, Darrell—2003-04
Diaz, Matt—2005
Hudson, Luke—2006-07
Wright, Jamey—2009
Davies, Kyle—2010-11
Abreu, Tony—2012
Peguero, Carlos—2014
Wood, Travis—2017
Cahill, Trevor—2017
Oaks, Trevor—2018
Fermin, Freddy—2023

35

Nelson, Roger—1969-72
Throop, George—1975, 1977-79
Nelson, Roger—1976
Bruno, Tom—1976
Eaton, Craig—1979
Eastwick, Rawly—1980
Wright, Jim—1981-82
Johnson, Ron—1982-83
Jones, Lynn—1984-86
Lee, Mark—1988
Filson, Pete—1990
Pichardo, Hipolito—1993-98
Batista, Miguel—2000
Bukvich, Ryan—2002-04
Brown, Emil—2005-07
Maier, Mitch—2008-09
Hosmer, Eric—2011-17
Holland, Greg—2020-21

36

Abernathy, Ted—1970-72
Tufts, Bob—1982-83
Jackson, Grant—1982
Perry, Gaylord—1983
Leeper, Dave—1985
Johnson, Rondin—1986
Gordon, Tom—1988-90, 1992-95
Mercedes, Henry—1996
Martínez, Félix—1997
Long, Ryan—1997
Beltrán, Carlos—1998-2000
Byrd, Paul—2001-02
Snyder, Kyle—2003
Pickering, Calvin—2004-05

Stemle, Steve—2006
Etherton, Seth—2006
De La Rosa, Jorge—2006-07
Dwyer, Chris—2013
Vólquez, Edinson—2015-16
Gallagher, Cam—2017-22
Misiewicz, Anthony—2022

37

Jones, Steve—1969
Patek, Fred—1971-74
Sadecki, Ray—1976
Gura, Larry—1976-77
Gaudet, Jim—1978
Sheridan, Pat—1981
Berenguer, Juan—1981
Botelho, Derek—1982
Ashford, Tucker—1984
Leibrandt, Charlie—1984-89
Dotson, Richard—1990
Baller, Jay—1990
Johnston, Joel—1992
Gardner, Mark—1993
Rasmussen, Dennis—1995
McGinnis, Russ—1995
Anderson, Scott—1995
Huisman, Rick—1995-96
Suppan, Jeff—1998-2002
Lloyd, Graeme—2003
Huisman, Justin—2004
Stemle, Steve—2005
Elarton, Scott—2006-07
Cruz, Juan—2009-10
O'Sullivan, Sean—2010-11
Ciriaco, Pedro—2013-14
Downs, Scott—2014
Moss, Brandon—2017
Maurer, Brannon—2018
Kowar, Jackson—2021-23

38

Cram, Jerry—1969
López, Aurelio—1974
Gale, Rich—1978-81
Rivera, Bombo—1982
Huismann, Mark—1983-86
Shields, Steve—1986
Madison, Scotti—1987-88
Leach, Terry—1989
McGaffigan, Andy—1990-91
Benzinger, Todd—1991
Reed, Rick—1992-93
Milacki, Bob—1994
Stynes, Chris—1995
Converse, Jim—1997
Pose, Scott—1999-2000
Grimsley, Jason—2001-04
Núñez, Abraham—2004
Jensen, Ryan—2005
Booker, Chris—2006
Duckworth, Brandon—2006
Buckner, Billy—2007
Wood, Blake—2010-11

Bonifacio, Jorge—2017-19
Swarzak, Anthony—2021
Payamps, Joel—2021-22
Taylor, Josh—2023

39

Alcaraz, Luis—1969
Hopkins, Gail—1971
Angelini, Norm—1972
Fitzmorris, Al—1973-76
Angelini, Norm—1973
Lance, Gary—1977
Hrabosky, Al—1978-79
Keatley, Greg—1981
Castro, Bill—1982-83
Gleaton, Jerry Don—1987-89
Gardner, Wes—1991
Cole, Stu—1991
Benitez, Yamil—1997
Mathews, Terry—1999
Bochtler, Doug—2000
Hernández, Roberto—2001-02
Lowe, Sean—2003
Snyder, Kyle—2005-06
Andrade, Steve—2006
Shealy, Ryan—2006
Brazell, Craig—2007
Mendoza, Luis—2010-13
Hendriks, Liam—2014
Medlen, Kris—2015-16
Hammel, Jason—2017-18

40

Zachary, Chris—1969
Wickersham, Dave—1969
York, Jim—1970-71
Busby, Steve—1972-76, 1978-80
Jones, Mike—1981
Black, Bud—1982-88
Luecken, Rick—1989
Smith, Daryl—1990
Young, Curt—1992
Koslofski, Kevin—1992-94
Mota, José—1995
Hernández, Runelvelys—2002-06
Bannister, Brian—2007
Wells, Kip—2008
Farnsworth, Kyle—2009-10
Herrera, Kelvin—2011-18
Diekman, Jake—2019
Rosenthal, Trevor—2020
Snider, Collin—2022-23

41

Drago, Dick—1969-73
McDaniel, Lindy—1974-75
Ferreira, Tony—1985
Habyan, John—1993
Brewer, Billy—1994-95
Belcher, Tim—1996-98
Wengert, Don—1999
Stein, Blake—1999-2000
Fussell, Chris—1999

ALL-TIME NUMERICAL ROSTER (CONT.)

Reichert, Dan—2001-02
Gobble, Jimmy—2003-08
DiNardo, Lenny—2009
Bullington, Bryan—2010
Jeffress, Jeremy—2011-12
Duffy, Danny—2013-20
Santana, Carlos—2022
Mills, Wyatt—2022
Bradley Jr., Jackie—2023
Davidson, Tucker—2023

42 (RETIRED IN 1997)

Fitzmorris, Al—1969
Martinez, Buck—1973
Marshall, Keith—1973
Hall, Tom—1976-77
Paschall, Bill—1979
Haney, Chris—1992
Henderson, Dave—1994
Goodwin, Tom—1995-97

43

Splittorff, Paul—1970
Dal Canton, Bruce—1971-75
Sadecki, Ray—1975
Paschall, Bill—1978
Barranca, Germán—1979
Schatzeder, Dan—1991
Davis, Storm—1991
Belinda, Stan—1994
Lockhart, Keith—1995
Halter, Shane—1997
Febles, Carlos—1998
Chávez, Endy—2001
Perry, Chan—2002
Obermueller, Wes—2002
Levine, Al—2003
Leskanic, Curtis—2003
Seanez, Rudy—2004
Gómez, Alexis—2004
Núñez, Leo—2005-06
Shealy, Ryan—2007-08
Crow, Aaron—2011-14
Coleman, Dusty—2015
Feliz, Neftali—2017
Peralta, Willy—2018-19
Rosario, Randy—2019-20
Hernández, Carlos—2021-23

44

Northey, Scott—1969
Taylor, Carl—1971
Scott, Rodney—1975
Vitiello, Joe—1995-96
Davis, Chili—1997
Barber, Brian—1998-99
Zaun, Gregg—2000-01
Robinson, Kerry—2006
Hochevar, Luke—2007-13, 2015-16
Blanco, Dairon—2022-23

45

Simpson, Wayne—1973

Garcia, Danny—1981
Heath, Kelly—1982
Jackson, Danny—1983
Balboni, Steve—1985-88
Buchanan, Bob—1989
Morman, Russ—1990-91
José, Félix—1994
Jacome, Jason—1995-97
Casian, Larry—1997
Evans, Bart—1998
Moreno, Orber—1999
Guiel, Aaron—2002-06
Pérez, Odalis—2006-07
Waechter, Doug—2009
Adams, Lane—2014
Morales, Franklin—2015
Almonte, Abraham—2018
Zimmer, Kyle—2019-21
Clarke, Taylor—2022-23

46

Rico, Fred—1969
Cram, Jerry—1976
Heaton, Neal—1992
Caceres, Edgar—1995
Pugh, Tim—1996
Lennon, Patrick—1996
Bluma, Jaime—1996
Williams, Mike—1997
Service, Scott—1997
Santiago, José—1998-2001
Allensworth, Jermaine—1998
Voyles, Brad—2001-03
Wood, Mike—2004-06
Núñez, Leo—2007-08
Hernández, Luis—2009
Betemit, Wilson—2010
Coleman, Louis—2011
Hottovy, Tommy—2012
Marks, Justin—2014
Torres, Ramón—2017-18
Reynolds, Matt—2020
Peacock, Matt—2022

47

Berry, Sean—1990-91
Rasmussen, Dennis—1992-93
Goodwin, Tom—1994
Fleming, Dave—1995
Bevil, Brian—1996-98
Witasick, Jay—1999-2000
Rekar, Bryan—2002
Sullivan, Scott—2004
Dessens, Elmer—2006
Braun, Ryan—2006-07
Ponson, Sidney—2009
Marte, Victor—2009-10
Adcock, Nate—2011-12
Morales, Franklin—2015
Cueto, Johnny—2015
Moylan, Peter—2016-17
Gutierrez, Kelvin—2019

48

Wright, Ken—1970
Reichardt, Rick—1974
Colborn, Jim—1977-78
Hood, Don—1982-83
Power, Ted—1988
Davis, Mark—1990-92
Berenguer, Juan—1992
Hamelin, Bob—1993
Cookson, Brent—1995
Olson, Gregg—1997
Service, Scott—1998-99
Spradlin, Jerry—2000
Affeldt, Jeremy—2002-06
Soria, Joakim—2007-11
Mariot, Michael—2014-15
Soria, Joakim—2016-17
Lively, Ben—2018-19
Adams, Chance—2020
Rivero, Sebastian—2021-22
Yarbrough, Ryan—2023

49

Valdespino, Sandy—1971
Cram, Jerry—1976
Motley, Darryl—1983
Sanchez, Orlando—1984
Pujols, Luis—1984
Davis, John—1987
Crawford, Steve—1989
Mayne, Brent—1990
Cromartie, Warren—1991
Shifflett, Steve—1992
Linton, Doug—1995-96
Williams, Mitch—1997
Santiago, José—1997
Bones, Ricky—1998
Fussell, Chris—1999-2000
Wright, Jamey—2003
Reyes, Dennys—2004
Bale, John—2007-09
Odorizzi, Jake—2012
Joseph, Donnie—2013-14
Blanton, Joe—2015
Coleman, Louis—2015
Buchter, Ryan—2017
Fillmyer, Heath—2018-19
Alberto, Hanser—2021
Heasley, Jonathan—2022-23

50

Jones, Mike—1980
Scranton, Jim—1984
Hargesheimer, Alan—1986
Shumpert, Terry—1990
Corbin, Archie—1991
Sampen, Bill—1992-93
Belinda, Stan—1993
Bunch, Melvin—1995
Rosado, José—1996-2000
Robinson, Kenny—1996
Caruso, Mike—2002
Gilfillan, Jason—2003

ALL-TIME NUMERICAL ROSTER (CONT.)

Serrano, Jimmy—2004
Burgos, Ambiorix—2005-06
Teixeira, Kanekoa—2011
Mijares, José—2012
Moore, Adam—2012
Almonte, Miguel—2015, 2017
Adam, Jason—2018
Barnes, Jacob—2019
Bubic, Kris—2020-23

51

de los Santos, Luis—1988
Pulliam, Harvey—1991-92
Burgos, Enrique—1993
Pittsley, Jim—1995
Damon, Johnny—1995
Valera, Julio—1996
Veres, Randy—1997
Rios, Danny—1998
Hatcher, Chris—1998
Morman, Alvin—1999
Wilson, Kris—2000-03
Sisco, Andrew—2005-06
Tejeda, Robinson—2008-11
Broxton, Jonathan—2012
Vargas, Jason—2014-17
Boyer, Blaine—2018
Vasto, Jerry—2018
Ellis, Chris—2019
Singer, Brady—2020-23

52

Phelps, Ken—1980-81
Stottlemire, Mel—1990
Boddicker, Mike—1991-92
Torres, Dilon—1995
Pérez, Mike—1997
de la Maza, Roland—1997
Ortiz, Héctor—1998
Quinn, Mark—1999
Bottalico, Ricky—2000
Shouse, Brian—2002
Hill, Jeremy—2002-03
Kinney, Matt—2004
Demaria, Chris—2005
Dohmann, Scott—2006
Ramírez, Horacio—2008-09
Chen, Bruce—2009-14
Grimm, Justin—2018
López, Jorge—2018
Lynch IV, Daniel—2021-23

53

Concepción, Onix—1980
Pedre, Jorge—1991
Moeller, Dennis—1992
Santovenia, Nelson—1993
DeJesus, Jose—1994
Converse, Jim—1995
Rusch, Glendon—1997-99
Carter, Lance—1999
George, Chris—2001
Asencio, Miguel—2002-03

Howell, J.P.—2005
Diaz, José—2006
Rosa, Carlos—2008-09
Teixeira, Kanekoa—2010
Cabrera, Melky—2011, 2017
Smith, Will—2012-13
Skoglund, Eric—2017-19
Zuber, Tyler—2020-21
Cox, Austin—2023

54

DeJesus, José—1988-89
Encarnación, Luis—1990
Pierce, Ed—1992
Reichert, Dan—1999-2000
Larkin, Andy—2000
MacDougal, Mike—2001-06
Riske, David—2007
Fulchino, Jeff—2008
Lerew, Anthony—2009-10
Santana, Ervin—2013
Frasor, Jason—2014-15
Alexander, Scott—2015-17
Hill, Tim—2018-19
Bolaños, Ronald—2020
Santana, Ervin—2021
Chapman, Aroldis—2023
Hearn, Taylor—2023

55

Appier, Kevin—1989-95, 2003-04
McDill, Allen—1998
Byrdak, Tim—1998
Suzuki, Mac—1999-2000
Cogan, Tony—2001
Field, Nate—2003
Nelson, Joe—2006
Meche, Gil—2007-10
Collins, Tim—2011-14
Karns, Nate—2017
Lovelady, Richard—2019-21
Rooker, Brent—2022
Ragans, Cole—2023

56

McRae, Brian—1990-94
Whisenant, Matt—1997-99
McDill, Allen—1997
D'Amico, Jeff—2000
Sedlacek, Shawn—2002
Field, Nate—2002
Walrond, Les—2003
Cerdeja, Jaime—2004-05
Wellemeier, Todd—2006-07
Ramírez, Ramon—2008
Colón, Roman—2009-10
Holland, Greg—2010-15
Keller, Brad—2018-23

57

Ryal, Mark—1982
Campbell, Jim—1990
Magnante, Mike—1991-96

Walker, Jamie—1997-98
Bevil, Brian—1997
Ray, Ken—1999
Murray, Dan—1999-2000
Mullen, Scott—2000-03
Field, Nate—2003-05
Peralta, Joel—2006-08
Yabuta, Yasuhiko—2009
Thompson, Brad—2010
Chavez, Jesse—2010-11
Sanchez, Jonathan—2012
Sparkman, Glenn—2018-20
Bolaños, Ronald—2021-22

58

Leeper, Dave—1984
Wagner, Héctor—1990
Johnston, Joel—1991
Pichardo, Hipolito—1992
Myers, Rod—1996
Carrasco, Héctor—1997
Byrdak, Tim—1999-2000
Bailey, Cory—2001-02
DeHart, Rick—2003
Camp, Shawn—2004-05
Bernero, Adam—2006
Musser, Neal—2007-08
Barlow, Scott—2018-23
McMillon, John—2023

59

Maldonado, Carlos—1990-91
Meadows, Brian—2000
Carrasco, D.J.—2003
Villacis, Eduardo—2004
Vásquez, Jorge—2004
Humber, Phil—2010
Paulino, Felipe—2011-12
Farrell, Luke—2017
Machado, Andrés—2017
Brentz, Jake—2021-22

60

Dozier, Hunter—2016
Griffin, Foster—2020, 2022
Castillo, Max—2022-23

61

Hegman, Bob—1985
Teaford, Everett—2011-12
McCarthy, Kevin—2016-20
Zerpa, Angel—2021-23

62

Verdugo, Ryan—2012
Brooks, Aaron—2014
Pounders, Brooks—2016
Alburquerque, Al—2017
Gaviglio, Sam—2017
Stout, Eric—2018
Bowlan, Jonathan—2023

ALL-TIME NUMERICAL ROSTER (CONT.)

63

Stewart, Andy—1997
Newman, Josh—2008
Pino, Yohan—2015
Mills, Alec—2016
Maness, Seth—2017
Stamont, Josh—2019-23

64

Bonifacio, Emilio—2013
Strahm, Matt—2016-17
García, Onelki—2017
Morin, Mike—2017
Smith, Burch—2018
Blewett, Scott—2020-21
Wittgren, Nick—2023
Cruz, Steven—2023

65

Rupe, Josh—2010
Junis, Jakob—2017-20
Coleman, Dylan—2021-23

66

Thompson, John—2007
Colón, Roman—2012
O'Hearn, Ryan—2018-22
McArthur, James—2023

67

Parrish, John—2007
Bueno, Francisley—2012-13
Wang, Chien-Ming—2016
Speier, Gabe—2019-22
Marsh, Alec—2023

68

Rodriguez, Wilking—2014
Newberry, Jake—2018-21
Vizcaino, Arodys—2022

69

Skoglund, Eric—2017
Abreu, Albert—2022
Veneziano, Anthony—2023

71

Hernández, Carlos—2020
Davis, Wade—2021

72

Romero, Enny—2018
Viloria, Meibrys—2018-20

73

Mengden, Daniel—2022

74

Cuas, Jose—2022-23

75

Hicklen, Brewer—2022

78

Fermin, Freddy—2022
Kriske, Brooks—2023

79

Cropley, Tyler—2023

85

Heasley, Jonathan—2021

88

Porter, Logan—2023

91

Nomo, Hideo—2008

99

Reyes, Franmil—2023

ALL-TIME NUMERICAL ROSTER (MANAGERS & COACHES)

2

White, Jo Jo—1969
Lemon, Bob (MGR)—1970-72
Boone, Bob (MGR)—1995, 1997
Yost, Ned (MGR)—2010

3

Harder, Mel—1969
Schultz, Joe—1970
Cisco, Galen—1971-74, 1976-78
Yost, Ned (MGR)—2011-19

4

Dunlop, Harry—1969-75
Hiller, Chuck—1976-79
Mauch, Gene—1995

5 (RETIRED IN 1994)

Friend, Owen—1969
Carnevale, Dan—1970
Strickland, George—1970-72
Brett, George—2013

6

Gordon, Joe (MGR)—1969
Pena, Tony (MGR)—2002-05
Owen, Dave—2008-09
Grifol, Pedro—2020-21

7

Mayberry, John—1989-90
Owen, Dave—2010
Sisson, Doug—2012

Grifol, Pedro—2019

8

Boone, Bob (MGR)—1996
Barnett, Mike—2006-08
Belliard, Rafael—2020

9

Cisco, Galen—1975
Quirk, Jamie—1994-2001

10 (RETIRED IN 1987)

Howser, Dick (MGR)—1982-87

11

Strickland, George—1972
McRae, Hal (MGR)—1987, 1991-94
Sisson, Doug—2011

12

Wathan, John (MGR)—1986-91
Gibbons, John—2009
Grifol, Pedro—2022

13

Lemon, Bob (MGR)—1972
Howser, Dick (MGR)—1981
Gamboa, Tom—2001-03
Sveum, Dale—2014-17
Eldred, Cal—2018, 2022

14

Boros, Steve—1975-79, 1994

May, Lee—1984-86, 1993-94
Rodriguez, Eddie—2010-13

15

Kuntz, Rusty—2010
Cadahia, Chino—2012-13
Kuntz, Rusty—2014

16

Sullivan, John—1979

17

Silverio, Luis—2003-08

18

Jones, Joe—1987, 1992, 2005
Cumberland, John—2004
Kendall, Fred—2006-07
Kuntz, R.—2008-09, 2012-14,
2016-17, 2021
Wilson, Vance—2018-19

19

Luzinski, Greg—1995-97
Doran, Bill—2005-07

20 (RETIRED IN 1995)

White, Frank—1997-2001

21

Lemon, Bob (MGR)—1972
Howser, Dick (MGR)—1981
Gamboa, Tom—2001-03

ALL-TIME NUMERICAL ROSTER (MANAGERS & COACHES, CONT.)

Sveum, Dale—2014-17
Eldred, Cal—2018, 2022

22

Burgmeier, Tom—1991
Pentland, Jeff—2003, 2005
Hillman, Trey (MGR)—2008-09
Wakamatsu, Don—2014-17
Eldred, Cal—2019
Matheny, Mike (MGR)—2020-22

23

Johnson, Lamar—1999-2002
Jirschele, Mike—2015-19
Eldred, Cal—2020

24

Lau, Charley—1971-75, 1977-78
Herzog, Whitey (MGR)—1975-79
Maier, Mitch—2017-19

25

Dauer, Rich—1998
Poldberg, Brian—2004-05
Bell, Buddy (MGR)—2005-07
Wilson, Vance—2020-23

26

Pentland, Jeff—2004
David, Andre—2005-06
Sveum, Dale—2018

27

Lau, Charley—1976
Poldberg, Brian—2007

28

Lum, Mike—1988-89
Wiley, Mark—1999
Grifol, Pedro—2014-18

30

Strom, Brent—2000-01

31

McKeon, Jack (MGR)—1973-75
Zumwalt, Alec—2022-23

33

McClure, Bob—2006-11
Quatraro, Matt (MGR)—2023

34

Malooof, Jack—2013
Carter, Larry—2020-22

35

Jones, Lynn—1991-92
Nipper, Al—2001-02

36

Metro, Charlie (MGR)—1970
Cisco, Galen—1976

Connors, Billy—1980-81
Seitzer, Kevin—2009-12

37

Dobson, Pat—1991
Hansen, Guy—2005

38

Cox, Jeff—1995
Poquette, Tom—1997-98

39

Page, Mitchell—1995-97
Burgmeier, Tom—1998, 2000
Mason, Mike—2004
Hollins, Damon—2020, 2022-23
Peña Jr., Tony—2021

40

Colavito, Rocky—1982-83
Muser, Tony (MGR)—1997-2002

41

Frey, Jim (MGR)—1980-81
Nossek, Joe—1982-83
Ferraro, Mike—1984-86
Gardner, Billy (MGR)—1987
Garrett, Adrian—1988-92

42 (RETIRED IN 1997)

Martínez, José—1980-87
Schaefer, Bob—1988-1991, 2003-05
Kison, Bruce—1992-94, 1996-98

43

MacKenzie, Gordy—1980-81
Boyer, Cloyd—1982-83
Blaylock, Gary—1984-87
Funk, Frank—1988-90
Hansen, Guy—1991-92, 1997
Boros, Steve—1993
Burgmeier, Tom—1999

44

Schaffer, Jim—1980-88
Ezell, Glenn—1989-94
Schaefer, Bob—2002
Buchanan, Brian—2017
Bradshaw, Terry—2018-22

45

May, Lee—1992

46

Renick, Rick—1981
Bedell, Howie—1984
Napoleon, Ed—1987-88
Hansen, Guy—1993
Sveum, Dale—2019

47

Cumberland, John—2002-03
Mabry, John—2020-22

48

David, Andre—2013
Grifol, Pedro—2013

49

Poldberg, Brian—2006
Gibbons, John—2011

50

Mizerock, John—2008-09
Gibbons, John—2010

54

Kison, Bruce—1995
Foster, Steve—2012

55

Hansen, Guy—1996

56

Foli, Tim—1996
Dauer, Rich—1997, 1999-2002

57

Henry, Doug—2013-17
Stetter, Mitch—2023

58

Foster, Steve—2010-11
Eiland, Dave—2012-17

59

Rodríguez, Eddie—2009
Jirschele, Mike—2014

62

Tosar, Mike—2022

68

Alguacil, José—2023

75

Hollins, Damon—2021

77

DeRenne, Keoni—2022-23

81

Kuntz, Rusty—2015

82

Garcia, Miguel—2023

84

Bove, Zach—2023

85

Sweeney, Brian—2023

88

Hillman, Trey (MGR)—2010

AWARD WINNERS

BBWAA AL Most Valuable Player (1)		Kansas City Royals	2014	Angel Berroa (SS)	2003
George Brett	1980	<i>Baseball America, MLB.com</i>		<i>Topps</i>	
BBWAA AL Cy Young Award (4)		Executive of the Year (5)		Brian Bannister (P)	2007
Bret Saberhagen	1985	Cedric Tallis	1971	<i>Topps</i>	
Bret Saberhagen	1989	<i>The Sporting News</i>		Mike Aviles (P)	2008
David Cone	1994	Joe Burke	1976	<i>Topps</i>	
Zack Greinke	2009	<i>The Sporting News</i>		Edgar Martinez Award (5)	
BBWAA AL Rookie of the Year (4)		John Schuerholz	1985	Hal McRae	1976
Lou Piniella	1969	<i>The Sporting News</i>		Hal McRae	1980
Bob Hamelin	1994	Dayton Moore	2014	Hal McRae	1982
Carlos Beltrán	1999	<i>MLB.com</i>		Billy Butler	2012
Angel Berroa	2003	Dayton Moore	2015	Kendrys Morales	2015
		<i>MLB.com</i>		AL Comeback Player of the Year (3)	
BBWAA AL Manager of the Year (1)		Rookie of the Year (5)		Bret Saberhagen	1987
Tony Peña	2003	Tom Gordon	1989	<i>The Sporting News, UPI</i>	
Louisville Silver Slugger Award (16)		<i>Baseball Digest, USA Today</i>		Mike Moustakas	2017
George Brett (3B)	1980	Bob Hamelin	1994	<i>The Sporting News, MLB Players Choice</i>	
Willie Wilson (OF)	1980	<i>Baseball Digest, The Sporting News</i>		Salvador Perez	2020
Hal McRae (DH)	1982	Carlos Beltrán	1999	MLB	
Willie Wilson (OF)	1982	<i>Baseball Digest, Baseball America,</i>		AL Fireman of the Year (6)	
George Brett (3B)	1985	<i>The Sporting News</i>		Dan Quisenberry	1980
Frank White (2B)	1986	Mark Quinn	2000	Rolands, <i>The Sporting News</i>	
George Brett (1B)	1988	<i>The Sporting News</i>		Dan Quisenberry	1982
Gary Gaetti (3B)	1995	Angel Berroa	2003	Rolands, <i>The Sporting News</i>	
Dean Palmer (3B)	1998	Players Choice Awards		Dan Quisenberry	1983
Billy Butler (DH)	2012	<i>The Sporting News</i>		Rolands, <i>The Sporting News</i>	
Kendrys Morales (DH)	2015	AL Rookie Pitcher of the Year (4)		Dan Quisenberry	1984
Salvador Perez (C)	2016	Steve Busby	1973	Rolands, <i>The Sporting News</i>	
Eric Hosmer (1B)	2017	Rich Gale	1978	Dan Quisenberry	1985
Salvador Perez (C)	2018	Tom Gordon	1989	Rolands, <i>The Sporting News</i>	
Salvador Perez (C)	2020	Kevin Appier	1990	Jeff Montgomery	1993
Salvador Perez (C)	2021	All-Rookie Team (18)		Rolands	
MLB Player of the Year (2)		Bill Butler (P), Lou Piniella (OF)	1969	Mariano Rivera Award (1)	
George Brett	1979	<i>Topps</i>		Greg Holland	2014
<i>Baseball Digest, Baseball Bulletin</i>		George Brett (3B)	1974	Closer of the Year (1)	
George Brett	1980	<i>Baseball Digest</i>		Greg Holland	2014
<i>Baseball Digest, The Sporting News, AP</i>		Tom Poquette (OF)	1976	<i>MLB.com, GIBBY</i>	
<i>Baseball Bulletin, Baseball Magazine</i>		<i>Baseball Digest, Topps</i>		Setup Man of the Year (1)	
AL Player of the Year (2)		Rich Hale (P)	1978	Wade Davis	2014
George Brett	1976	<i>Baseball Digest, Topps</i>		<i>MLB.com, GIBBY</i>	
<i>Baseball Bulletin</i>		Clint Hurdle (OF)	1978	Roland Hemond Award (2)	
George Brett	1980	<i>Baseball Digest</i>		Art Stewart	2007
<i>The Sporting News, AP</i>		Kevin Seitzer (3B)	1987	<i>Baseball America</i>	
AL Pitcher of the Year (2)		<i>Baseball Digest, Topps</i>		Bill Fischer	2008
Bret Saberhagen	1989	Jeff Montgomery (P)	1988	<i>Baseball America</i>	
<i>The Sporting News</i>		<i>Baseball Digest</i>		Wilson Defensive Player of the Year (7)	
Zack Greinke	2009	Tom Gordon (P)	1989	Lorenzo Cain (CF)	2012
<i>The Sporting News, MLBPA</i>		<i>Baseball Digest, Topps</i>		Lorenzo Cain (CF)	2013
AL Manager of the Year (2)		Kevin Appier (P)	1990	Lorenzo Cain (CF)	2014
Whitey Herzog	1976	<i>Baseball Digest, Topps</i>		Alex Gordon (LF)	2014
<i>UPI</i>		David Howard (SS)	1991	Alex Gordon (LF)	2017
Tony Peña	2003	<i>Baseball Digest</i>		Alex Gordon (LF)	2018
<i>The Sporting News, USA Today,</i>		Rusty Meacham (P)	1992	Lorenzo Cain (CF)	2019
<i>Sports Illustrated</i>		<i>Baseball Digest</i>			
Organization of the Year (3)		Bob Hamelin (DH/1B)	1994		
Kansas City Royals	1994	<i>Baseball Digest, Topps</i>			
<i>Baseball America, USA Today, Topps</i>		Carlos Beltrán (OF)	1999		
Kansas City Royals	1995	<i>Baseball Digest, Topps</i>			
<i>Topps</i>		Mark Quinn (OF)	2000		
		<i>Topps</i>			

AWARD WINNERS (CONT.)

Fielding Bible Award (8)		All-Major League Team (9)		David Cone (P)	1994
Alex Gordon (LF)	2012	John Mayberry (1B)	1973	<i>The Sporting News</i>	
Alex Gordon (LF)	2013	<i>UPI</i>		All-MLB Team (2)	
Alex Gordon (LF)	2014	George Brett (3B)	1975	Salvador Perez (C, First Team)	2020
Lorenzo Cain (UTL)	2014	<i>UPI</i>		Salvador Perez (C, First Team)	2021
Alex Gordon (LF)	2018	John Mayberry (1B)	1975	ALCS MVP (4)	
Whit Merrifield (2B)	2021	<i>UPI</i>		Frank White	1980
Michael A. Taylor (CF)	2021	George Brett (3B)	1976	George Brett	1985
Zack Greinke (P)	2023	<i>AP</i>		Lorenzo Cain	2014
Minor League Player of the Year (6)		Frank White (2B)	1978	Alcides Escobar	2015
Tom Gordon	1988	<i>The Sporting News</i>		World Series MVP (2)	
<i>Baseball America</i>		George Brett (3B)	1980	Bret Saberhagen	1985
Johnny Damon	1995	<i>The Sporting News</i>		Salvador Perez	2015
<i>Topps, NAPBL</i>		Hal McRae (DH)	1982	American League Player of the Month (16)	
Zack Greinke	2003	<i>AP</i>		John Mayberry	July 1975
<i>The Sporting News</i>		Bret Saberhagen (P)	1989	George Brett*	July 1980
Alex Gordon	2006	<i>AP</i>		Willie Wilson*	September 1981
<i>Baseball America, Topps,</i>		Kevin Appier (P)	1993	Hal McRae	May 1982
<i>The Sporting News</i>		<i>Baseball America</i>		George Brett	June 1982
Wil Myers	2012	All-American League Team (22)		George Brett	April 1983
<i>Baseball America, Topps, USA Today</i>		Cookie Rojas (2B)	1971	George Brett	May 1985
Bobby Witt Jr.	2021	<i>The Sporting News</i>		George Brett	July 1985
<i>Baseball America</i>		Richie Scheinblum (OF)	1972	George Brett	July 1990
Man of the Year Award (2)		<i>The Sporting News</i>		George Brett	June 1997
George Brett	1980	John Mayberry (1B)	1973	Jeff King	July 1999
<i>The Sporting News</i>		<i>The Sporting News</i>		Joe Randa	April 2000
Mike Sweeney	2005	Amos Otis (OF)	1973	Johnny Damon	July 2000
Marvin Miller (MLB Players)		<i>The Sporting News</i>		Mike Sweeney	July 2001
Joe Cronin Award (3)		John Mayberry (1B)	1975	Carlos Beltrán	April 2004
George Brett	1980	<i>The Sporting News</i>		Billy Butler	September 2009
Dan Quisenberry	1983	George Brett (3B)	1976	*co-winner	
George Brett	1992	<i>The Sporting News, UPI</i>		American League Pitcher of the Month (16)	
Fred Hutchinson Award (6)		Dennis Leonard (P)	1976	Larry Gura	July 1980
George Brett	1980	<i>UPI</i>		Larry Gura	September 1981
Dennis Leonard	1986	Mark Littell (P)	1976	Charlie Leibrandt	April 1985
Mike Sweeney	2007	<i>UPI</i>		Bret Saberhagen	July 1985
Mark Teahen	2009	Hal McRae (DH)	1977	Charlie Leibrandt	September 1985
Bill Butler	2011	<i>The Sporting News</i>		Bret Saberhagen	April 1987
Alex Gordon	2014	George Brett (3B)	1977	Mark Gubicza	June 1988
Tony Conigliaro Award (2)		<i>AP</i>		Mark Gubicza	June 1989
Jim Eisenreich	1991	George Brett (3B)	1979	Bret Saberhagen	August 1989
Jose Cuas	2022	<i>The Sporting News, AP, UPI</i>		Bret Saberhagen	September 1989
Bullet Rogan Award (1)		Darrell Porter (C)	1979	Kevin Appier	July 1992
Zack Greinke	2009	<i>The Sporting News</i>		David Cone	May 1994
Negro Leagues Baseball Museum		George Brett (3B)	1980	Kevin Appier	June 1995
C.I. Taylor Award (1)		<i>The Sporting News, UPI,</i>		Jose Lima	July 2003
Tony Peña	2003	<i>Baseball Magazine</i>		Zack Greinke	April 2009
Negro Leagues Baseball Museum		Hal McRae (DH)	1980	Cole Ragans	August 2023
Larry Doby Award (2)		Willie Wilson (OF)	1980	American League Rookie of the Month (6)	
Angel Berroa	2003	<i>UPI</i>		Angel Berroa	July 2003
Negro Leagues Baseball Museum		Hal McRae (DH)	1982	Brian Bannister	June 2007
Eric Hosmer	2011	<i>The Sporting News, UPI</i>		Billy Butler	July 2007
Negro Leagues Baseball Museum		Dan Quisenberry (P)	1982	Brian Bannister	August 2007
Rube Foster Award (1)		<i>UPI</i>		Eric Hosmer	July 2011
Allard Baird	2003	George Brett (1B)	1988	Eric Hosmer	September 2011
Negro Leagues Baseball Museum		<i>The Sporting News</i>			
Lou Gehrig Memorial Award (1)		Bret Saberhagen (P)	1989		
Salvador Perez	2022	<i>The Sporting News, UPI, USA Today</i>			
		Bo Jackson (OF)	1989		
		<i>USA Today</i>			

AWARD WINNERS (CONT.)

American League Player of the Week (82)

Fran Healy	May 5, 1974	Kurt Stillwell	May 16-22, 1988	Mike Sweeney	June 24-30, 2002
John Mayberry	June 18, 1974	George Brett	July 18-24, 1988	Carlos Beltrán*	July 15-21, 2002
Steve Busby	June 25, 1974	Bo Jackson	April 17-23, 1989	Raúl Ibañez*	July 15-21, 2002
Amos Otis	Aug. 13, 1974	Bret Saberhagen	Sept 11-17, 1989	Carlos Beltrán	April 12-18, 2004
Hal McRae	Sept. 4, 1974	George Brett	July 16-22, 1990	David DeJesus*	July 14-17, 2005
John Mayberry	July 6, 1975	Danny Tartabull	June 9-16, 1991	Mark Teahen	July 24-30, 2006
Dennis Leonard	Aug. 31, 1975	Danny Tartabull	July 1-7, 1991	Brian Bannister*	April 7-13, 2008
George Brett	May 10, 1976	Bret Saberhagen	Aug. 26-Sept. 1, 1991	José Guillén	May 12-18, 2008
Hal McRae	June 7, 1976	Mark Gubicza	May 10-17, 1992	Mike Aviles*	July 28-Aug. 3, 2008
Jim Colborn	May 9, 1977	Jeff Montgomery	June 1-7, 1992	Zack Greinke*	April 13-19, 2009
Al Cowens	Sept. 19, 1977	Gregg Jefferies	July 27-Aug. 2, 1992	Billy Butler	Aug. 3-9, 2009
Clint Hurdle	July 23, 1978	George Brett	Sept. 28-Oct. 4, 1992	Zack Greinke	Aug. 24-30, 2009
Amos Otis	Sept. 17, 1978	Wally Joyner	May 24-30, 1993	Billy Butler	Sept. 7-13, 2009
George Brett	May 28, 1979	Kevin Appier	Sept. 13-19, 1993	Brayan Peña	Sept. 6-12, 2010
Hal McRae	Aug. 12, 1979	George Brett	Sept. 20-26, 1993	Billy Butler*	July 25-31, 2011
Willie Wilson	Aug. 26, 1979	Bob Hamelin	April 11-17, 1994	Billy Butler	July 23-29, 2012
George Brett	June 8, 1980	David Cone	May 16-22, 1994	Billy Butler	Aug. 4-10, 2014
George Brett	July 20, 1980	Wally Joyner	July 11-17, 1994	Lorenzo Cain*	July 20-26, 2015
George Brett	Aug. 17, 1980	Gary Gaetti	May 29-June 4, 1995	Kendrys Morales	June 26-July 2, 2016
Hal McRae	May 2, 1982	Jeff King	Sept. 22-28, 1997	Kendrys Morales	Sept. 4-10, 2016
George Brett	April 24, 1983	Hal Morris	April 12-19, 1998	Eric Hosmer	Sept. 4-10, 2017
Dan Quisenberry	Sept. 18, 1983	Jermaine Dye	May 17-23, 1999	Jorge Soler	Aug. 5-11, 2019
Frank White	July 30, 1984	Joe Randa	June 7-13, 1999	Adalberto Mondesi	Sept. 21-27, 2020
Buddy Black	Sept. 17, 1984	Mike Sweeney	June 28-July 4, 1999	Salvador Perez	Aug. 23-29, 2021
George Brett	July 1-7, 1985	Jermaine Dye	April 24-30, 2000	Andrew Benintendi	Sept. 6-12, 2021
Bret Saberhagen	July 8-14, 1985	Mike Sweeney	June 25-July 1, 2001	Vinnie Pasquantino	Aug. 8-14, 2022
George Brett	Aug. 11-17, 1986	Carlos Beltrán*	Aug. 20-26, 2001		
Kevin Seitzer	July 27-Aug. 2, 1987	Mike Sweeney	May 20-26, 2002	*co-winner	

ALL-STAR FUTURES GAME SELECTIONS


ROYALS ALL-STAR FUTURES GAME SELECTIONS (41)

YEAR	PLAYER	TEAM	YEAR	PLAYER	TEAM	YEAR	PLAYER	TEAM
1999	Dee Brown (OF)	US	2009	Danny Duffy (P)	US	2017	Foster Griffin (P)	US
	Goefrey Tomlinson (OF)	World	2010	Eric Hosmer (IF)	US	2018	Seuly Matias (OF)	World
2000	Jeff Austin (P)	US		Mike Moustakas (IF)	US	2019	Kris Bubic (P)	AL
	Chris George (P)	US	2011	Kelvin Herrera (P)	World		Brady Singer (P)	AL
2001	Chris George (P)	US		Wil Myers (OF)	US	2021	Nick Pratto (IF)	AL
	Angel Berroa (IF)	World	2012	Wil Myers (OF)	US		Bobby Witt Jr. (IF)	AL
2002	Angel Berroa (IF)	World		Jake Odorizzi (P)	US	2022	Nick Pratto (IF)	AL
2003	Zack Greinke (P)	US		Yordano Ventura (P)	World		Alec Marsh (P)	AL
	Alexis Gómez (OF)	World	2013	Yordano Ventura (P)	World	2023	Will Klein (P)	AL
2004	Andrés Blanco (IF)	World		Miguel Almonte (P)	World			
	Ruben Gotay (IF)	World	2014	Christian Binford (P)	US			
2005	Justin Huber (IF)	World	2015	Keury Mella (P)	World			
2006	Alex Gordon (IF)	US		Cheslor Cuthbert (IF)	World			
	Billy Butler (OF)	US		Adalberto Mondesi (IF)	World			
2007	Luke Hochevar (P)	US	2016	Hunter Dozier (IF)	US			
2008	Julio Pimentel (P)	World		Jorge Bonifacio (OF)	World			

BACK TO THE FUTURE

The All-Star Futures Game is held in conjunction with the Major League Baseball All-Star Game to showcase the best players in the minor leagues. From the inaugural event in 1999 through 2018, a team from the United States faced a team of players from other countries. Since 2019, the teams are comprised of players from American League organizations and National League organizations.

The Royals have had 36 different players selected to the All-Star Futures Game, including five two-time selections: **Chris George** (2000-01), **Angel Berroa** (2001-02), **Wil Myers** (2011-12), **Yordano Ventura** (2012-13) and **Nick Pratto** (2021-22).



Kauffman Stadium hosted the 2012 All-Star Futures Game

RAWLINGS GOLD GLOVE AWARD WINNERS

GOOD AS GOLD

Since 2011, the Royals have won a Major League-best 20 *Rawlings* Gold Glove Awards, ahead of the Cardinals (18), Rockies (16), Diamondbacks (16) and Braves (14). Their 20 *Rawlings* Gold Gloves over the last 13 seasons are seven more than the next closest American League team, the Orioles (13). The Royals had at least one *Rawlings* Gold Glove Award winner in 11 consecutive seasons from 2011-21, which was the longest active streak in the Majors. Overall, 15 different Royals have won 38 *Rawlings* Gold Gloves, including eight each by **Alex Gordon** and **Frank White**. Gordon owns the Royals only two *Rawlings* Platinum Glove Awards (2014, 2020).



Alex Gordon accepts his fifth of eight *Rawlings* Gold Gloves



Frank White accepts his first of eight *Rawlings* Gold Gloves

Rawlings Gold Glove Award winners

By season

Amos Otis (OF)	1971
Amos Otis (OF)	1973
Amos Otis (OF)	1974
Al Cowens (OF)	1977
Frank White (2B)	1977
Frank White (2B)	1978
Frank White (2B)	1979
Frank White (2B)	1980
Willie Wilson (OF)	1980
Frank White (2B)	1981
Frank White (2B)	1982
George Brett (3B)	1985
Frank White (2B)	1986
Frank White (2B)	1987
Bob Boone (C)	1989
Bret Saberhagen (P)	1989
Jermaine Dye (OF)	2000
Mark Grudzielanek (2B)	2006
Alex Gordon (LF)	2011
Alex Gordon (LF)	2012
Alex Gordon (LF)	2013
Eric Hosmer (1B)	2013
Salvador Perez (C)	2013
Alex Gordon (LF)	2014
Eric Hosmer (1B)	2014
Salvador Perez (C)	2014
Alcides Escobar (SS)	2015
Eric Hosmer (1B)	2015
Salvador Perez (C)	2015
Salvador Perez (C)	2016
Alex Gordon (LF)	2017
Eric Hosmer (1B)	2017
Alex Gordon (LF)	2018
Salvador Perez (C)	2018
Alex Gordon (LF)	2019
Alex Gordon (LF)	2020
Andrew Benintendi (LF)	2021
Michael A. Taylor (CF)	2021

Rawlings Gold Glove Award winners

By position

Bret Saberhagen (P)	1989
Bob Boone (C)	1989
Salvador Perez (C)	2013
Salvador Perez (C)	2014
Salvador Perez (C)	2015
Salvador Perez (C)	2016
Salvador Perez (C)	2018
Eric Hosmer (1B)	2013
Eric Hosmer (1B)	2014
Eric Hosmer (1B)	2015
Eric Hosmer (1B)	2017
Frank White (2B)	1977
Frank White (2B)	1978
Frank White (2B)	1979
Frank White (2B)	1980
Frank White (2B)	1981
Frank White (2B)	1982
Frank White (2B)	1986
Frank White (2B)	1987
Mark Grudzielanek (2B)	2006
George Brett (3B)	1985
Alcides Escobar (SS)	2015
Alex Gordon (LF)	2011
Alex Gordon (LF)	2012
Alex Gordon (LF)	2013
Alex Gordon (LF)	2014
Alex Gordon (LF)	2017
Alex Gordon (LF)	2018
Alex Gordon (LF)	2019
Alex Gordon (LF)	2020
Andrew Benintendi (LF)	2021
Michael A. Taylor (CF)	2021
Amos Otis (OF)	1971
Amos Otis (OF)	1973
Amos Otis (OF)	1974
Al Cowens (OF)	1977
Willie Wilson (OF)	1980
Jermaine Dye (OF)	2000

Rawlings Gold Glove Award winners

By number of awards

8	Alex Gordon (2011-14, 17-20)
8	Frank White (1977-82, 86-87)
5	Salvador Perez (2013-16, 18)
4	Eric Hosmer (2013-15, 17)
3	Amos Otis (1971, 73-74)
1	Al Cowens (1977)
1	Willie Wilson (1980)
1	George Brett (1985)
1	Bret Saberhagen (1989)
1	Bob Boone (1989)
1	Jermaine Dye (2000)
1	Mark Grudzielanek (2006)
1	Alcides Escobar (2015)
1	Andrew Benintendi (2021)
1	Michael A. Taylor (2021)

Most Rawlings Gold Gloves since 2011

20 Kansas City Royals

18	St. Louis Cardinals
16	Colorado Rockies
16	Arizona Diamondbacks
14	Atlanta Braves
13	Baltimore Orioles
12	Boston Red Sox
12	Chicago Cubs
11	Cleveland Guardians
10	Houston Astros
10	Texas Rangers
9	Los Angeles Dodgers
7	Oakland Athletics
7	New York Yankees
7	Toronto Blue Jays
6	San Francisco Giants
6	Los Angeles Angels
6	Pittsburgh Pirates

TEAM AWARDS

The Royals annual Player of the Year Award is named in honor of **Les Milgram**, the late Kansas City businessman, community leader and Royals board member.

The Royals annual Pitcher of the Year Award is named in honor of **Bruce Rice**, the popular Kansas City-area sportscaster who died of a heart attack in 1978.

The Special Achievement Award is named in honor of Royals Hall of Famer **Joe Burke**, the club's GM and President during his 20 years with the Royals from 1973-92.

LES MILGRAM PLAYER OF THE YEAR		BRUCE RICE PITCHER OF THE YEAR		JOE BURKE SPECIAL ACHIEVEMENT	
Amos Otis, Fred Patek	1971	Dick Drago	1971	B. Lemon, B. Robinson, C. Rojas	1971
John Mayberry	1972	Roger Nelson	1972	George Toma	1972
Amos Otis	1973	Paul Splittorff	1973	Steve Busby	1973
Hal McRae	1974	Steve Busby	1974	Hank Bauer	1974
George Brett	1975	Dennis Leonard	1975	-	1975
George Brett	1976	Mark Littell	1976	-	1976
Al Cowens	1977	Dennis Leonard	1977	-	1977
Amos Otis	1978	Larry Gura	1978	John Kauffman	1978
George Brett	1979	Dennis Leonard	1979	-	1979
George Brett	1980	Dan Quisenberry	1980	Willie Wilson	1980
Willie Wilson	1981	Larry Gura	1981	Frank White, Bill Gorman	1981
Hal McRae	1982	Dan Quisenberry	1982	J. Wathan, F. White, W. Wilson	1982
Frank White	1983	Dan Quisenberry	1983	Lee MacPhail	1983
Willie Wilson	1984	Dan Quisenberry	1984	Greg Pryor	1984
George Brett	1985	Bret Saberhagen	1985	Charlie Leibbrandt	1985
Frank White	1986	Mark Gubicza	1986	-	1986
Danny Tartabull	1987	Bret Saberhagen	1987	Kevin Seitzer	1987
George Brett	1988	Mark Gubicza	1988	Frank White	1988
Jim Eisenreich	1989	Bret Saberhagen	1989	Jeff Montgomery	1989
George Brett	1990	Steve Farr	1990	Kevin Appier	1990
Danny Tartabull	1991	Bret Saberhagen	1991	Bill Pecota, Steve Palermo	1991
George Brett	1992	Kevin Appier	1992	Rusty Meacham	1992
Greg Gagne	1993	Kevin Appier	1993	Mike Macfarlane	1993
Bob Hamelin	1994	David Cone	1994	-	1994
Gary Gaetti	1995	Kevin Appier	1995	Keith Lockhart	1995
Tom Goodwin	1996	Tim Belcher	1996	Jose Offerman	1996
Jay Bell	1997	Tim Belcher	1997	Jeff Montgomery	1997
Dean Palmer	1998	Jeff Montgomery	1998	Scott Service	1998
Jermaine Dye	1999	José Rosado	1999	Mike Sweeney	1999
Mike Sweeney	2000	Jeff Suppan	2000	Jermaine Dye	2000
Carlos Beltrán	2001	Jeff Suppan	2001	-	2001
Mike Sweeney	2002	Paul Byrd	2002	Raúl Ibañez	2002
Carlos Beltrán	2003	Darrell May	2003	Angel Berroa	2003
David DeJesus	2004	Zack Greinke	2004	-	2004
Mike Sweeney	2005	Mike MacDougal	2005	-	2005
Mark Teahen	2006	Mark Redman	2006	Mark Grudzielanek	2006
Mark Grudzielanek	2007	Gil Meche	2007	Brian Bannister	2007
Mike Aviles	2008	Joakim Soria	2008	Zack Greinke	2008
Billy Butler	2009	Zack Greinke	2009	Alberto Callaspo	2009
Billy Butler	2010	Joakim Soria	2010	Bruce Chen	2010
Alex Gordon	2011	Bruce Chen	2011	Eric Hosmer	2011
Billy Butler	2012	Greg Holland	2012	Alcides Escobar	2012
Eric Hosmer	2013	Greg Holland	2013	James Shields	2013
Lorenzo Cain	2014	Wade Davis	2014	Yordano Ventura	2014
Lorenzo Cain	2015	Wade Davis	2015	Escobar, Moustakas, Zobrist	2015
Eric Hosmer	2016	Danny Duffy	2016	Jarrod Dyson	2016
Eric Hosmer	2017	Jason Vargas	2017	Mike Moustakas	2017
Whit Merrifield	2018	Brad Keller	2018	Adalberto Mondesi	2018
Jorge Soler	2019	Ian Kennedy	2019	Whit Merrifield	2019
Salvador Perez	2020	Brad Keller	2020	Alex Gordon	2020
Salvador Perez	2021	Scott Barlow	2021	Nicky Lopez	2021
Bobby Witt Jr.	2022	Brady Singer	2022	Salvador Perez	2022
Bobby Witt Jr.	2023	Cole Ragans	2023	Maikel Garcia	2023

All team awards are voted on by the Kansas City chapter of the Baseball Writers Association of America

TEAM AWARDS (CONT.)

ROYALS PLAYERS OF THE MONTH						
YEAR	APRIL	MAY	JUNE	JULY	AUGUST	SEPTEMBER
1995	-	Gary Gaetti	Tom Goodwin	Wally Joyner	Gary Gaetti	Keith Lockhart
1996	Bip Roberts	Keith Lockhart	Mike MacFarlane	Tom Goodwin	Michael Tucker	Jose Offerman
1997	Bip Roberts	Jay Bell	Jeff King	Jay Bell	Chili Davis	Jeff King
1998	Dean Palmer	Johnny Damon	Jeff King	Jose Offerman	Jose Offerman	Johnny Damon
1999	Jermaine Dye	Johnny Damon	Joe Randa	Joe Randa	Mike Sweeney	Mark Quinn
2000	Jermaine Dye	Mike Sweeney	Mike Sweeney	Johnny Damon	Johnny Damon	Johnny Damon
2001	Mark Quinn	Rey Sánchez	Mike Sweeney	Raúl Ibañez	Carlos Beltrán	Carlos Beltrán
2002	Mike Sweeney	Mike Sweeney	Mike Sweeney	Raúl Ibañez	Raúl Ibañez	Mike Sweeney
2003	Joe Randa	Mike Sweeney	Angel Berroa	Angel Berroa	Joe Randa	Carlos Beltrán
2004	Carlos Beltrán	Ken Harvey	Angel Berroa	Mike Sweeney	David DeJesus	Joe Randa
2005	Mike Sweeney	Mike Sweeney	Emil Brown	Mike Sweeney	Matt Stairs	Mark Teahen
2006	Shane Costa	Mark Grudzielanek	David DeJesus	Mark Teahen	Mark Teahen	Esteban Germán
2007	David DeJesus	Mark Teahen	Alex Gordon	Billy Butler	Joey Gathright	Alex Gordon
2008	Alex Gordon	José Guillén	José Guillén	Mike Aviles	Mike Aviles	Ryan Shealy
2009	Mark Teahen	Billy Butler	Miguel Olivo	Billy Butler	David DeJesus	Billy Butler
2010	José Guillén	Billy Butler	David DeJesus	Wilson Betemit	Y. Betancourt	Mike Aviles
2011	Alex Gordon	Eric Hosmer	Alex Gordon	Melky Cabrera	Alex Gordon	Eric Hosmer
2012	Billy Butler	Jeff Francoeur	Alex Gordon	Billy Butler	Alex Gordon	Billy Butler
2013	Alex Gordon	Alex Gordon	Eric Hosmer	Eric Hosmer	Eric Hosmer	Salvador Perez
2014	Omar Infante	Alex Gordon	Alcides Escobar	Eric Hosmer	Alex Gordon	Nori Aoki
2015	Mike Moustakas	Eric Hosmer	Mike Moustakas	Lorenzo Cain	Ben Zobrist	Kendrys Morales
2016	Eric Hosmer	Paulo Orlando	Kendrys Morales	Cheslor Cuthbert	Alex Gordon	Kendrys Morales
2017	Mike Moustakas	Eric Hosmer	Lorenzo Cain	Eric Hosmer	Eric Hosmer	Alcides Escobar
2018	Mike Moustakas	Jon Jay	Whit Merrifield	Salvador Perez	Whit Merrifield	A. Mondesi
2019	Hunter Dozier	Whit Merrifield	Whit Merrifield	Jorge Soler	Jorge Soler	Jorge Soler
2020	-	-	-	-	Whit Merrifield	A. Mondesi
2021	Salvador Perez	A. Benintendi	Whit Merrifield	Salvador Perez	Salvador Perez	A. Benintendi
2022	A. Benintendi	A. Benintendi	Bobby Witt Jr.	Nicky Lopez	Salvador Perez	V. Pasquantino
2023	V. Pasquantino	Salvador Perez	Bobby Witt Jr.	Bobby Witt Jr.	Bobby Witt Jr.	Nelson Velázquez

MULTI-TIME WINNERS

13	Alex Gordon	4	Bobby Witt Jr.	2	Vinnie Pasquantino
13	Mike Sweeney	4	Andrew Benintendi	2	Adalberto Mondesi
11	Eric Hosmer	4	Carlos Beltrán	2	Alcides Escobar
8	Billy Butler	4	Mike Moustakas	2	Bip Roberts
7	Salvador Perez	3	Angel Berroa	2	Gary Gaetti
6	Johnny Damon	3	Jeff King	2	Jay Bell
6	Whit Merrifield	3	Jorge Soler	2	Jermaine Dye
5	David DeJesus	3	José Guillén	2	Keith Lockhart
5	Joe Randa	3	Jose Offerman	2	Lorenzo Cain
5	Mark Teahen	3	Kendrys Morales	2	Mark Quinn
		3	Mike Aviles	2	Tom Goodwin
		3	Raúl Ibañez		

active Royals in **BOLD**



Bobby Witt Jr. won the Royals Player of the Month Award in three consecutive months in 2023, and has four monthly honors through two seasons.



Salvador Perez has seven Royals Player of the Month Awards, which rank 5th among position players since the honor was established in 1995. His most recent came in May 2023.

TEAM AWARDS (CONT.)

ROYALS PITCHERS OF THE MONTH						
YEAR	APRIL	MAY	JUNE	JULY	AUGUST	SEPTEMBER
1995	-	Kevin Appier	Kevin Appier	Mike Magnante	Jason Jacome	Tom Gordon
1996	Tim Belcher	Chris Haney	Kevin Appier	José Rosado	José Rosado	Kevin Appier
1997	Kevin Appier	Kevin Appier	José Rosado	Jeff Montgomery	Jeff Montgomery	Jeff Montgomery
1998	Scott Service	Pat Rapp	Scott Service	Jeff Montgomery	Tim Belcher	Tim Belcher
1999	José Rosado	Kevin Appier	Jeff Suppan	Scott Service	Jeff Suppan	Jay Witasick
2000	José Santiago	Jerry Spradlin	Ricky Bottalico	Mac Suzuki	Dan Reichert	Blake Stein
2001	Dan Reichert	Chad Durbin	Chad Durbin	Kris Wilson	Paul Byrd	Cory Bailey
2002	Paul Byrd	Paul Byrd	Ro. Hernández	Paul Byrd	Jason Grimsley	Darrell May
2003	Ru. Hernández	Darrell May	Mike MacDougal	José Lima	Darrell May	Brian Anderson
2004	Jimmy Gobble	Dennys Reyes	Jaime Cerda	Darrell May	Zack Greinke	Zack Greinke
2005	Andrew Sisco	Mike Wood	Ru. Hernández	Mike MacDougal	Andrew Sisco	Mike MacDougal
2006	Ambiorix Burgos	Jimmy Gobble	Mark Redman	Luke Hudson	Luke Hudson	Joe Nelson
2007	Gil Meche	David Riske	Brian Bannister	Brian Bannister	Brian Bannister	Joakim Soria
2008	Zack Greinke	Joakim Soria	Joakim Soria	Ron Mahay	Gil Meche	Zack Greinke
2009	Zack Greinke	Zack Greinke	Luke Hochevar	Joakim Soria	Zack Greinke	Zack Greinke
2010	Joakim Soria	Luke Hochevar	Robinson Tejada	Joakim Soria	Joakim Soria	Bruce Chen
2011	Aaron Crow	Jeff Francis	Joakim Soria	Louis Coleman	Bruce Chen	Luke Hochevar
2012	Aaron Crow	Felipe Paulino	Luke Hochevar	Greg Holland	Jeremy Guthrie	Jeremy Guthrie
2013	Ervin Santana	Greg Holland	Greg Holland	Greg Holland	James Shields	James Shields
2014	James Shields	Wade Davis	Danny Duffy	Wade Davis	Wade Davis	Jeremy Guthrie
2015	Wade Davis	Chris Young	Edinson Vólquez	Wade Davis	Yordano Ventura	Yordano Ventura
2016	Wade Davis	Ian Kennedy	Danny Duffy	Danny Duffy	Ian Kennedy	Peter Moylan
2017	Jason Vargas	Mike Minor	Jason Vargas	Danny Duffy	Jakob Junis	Mike Minor
2018	Jakob Junis	Kelvin Herrera	Brad Keller	Danny Duffy	Brad Keller	Brad Keller
2019	Ian Kennedy	Jake Diekman	Ian Kennedy	Brad Keller	Mike Montgomery	Danny Duffy
2020	-	-	-	-	Brad Keller	Brady Singer
2021	Danny Duffy	Scott Barlow	Scott Barlow	Brad Keller	Carlos Hernández	Kris Bubic
2022	Brad Keller	Brady Singer	Scott Barlow	Brady Singer	Brady Singer	Brady Singer
2023	Aroldis Chapman	Zack Greinke	Daniel Lynch IV	Ryan Yarbrough	Cole Ragans	James McArthur

MULTI-TIME WINNERS

9	Zack Greinke	4	Darrell May	2	Aaron Crow
8	Joakim Soria	4	Greg Holland	2	Andrew Sisco
7	Brad Keller	4	Ian Kennedy	2	Bruce Chen
7	Danny Duffy	4	Jeff Montgomery	2	Chad Durbin
7	Kevin Appier	4	José Rosado	2	Dan Reichert
6	Wade Davis	4	Luke Hochevar	2	Gil Meche
5	Brady Singer	4	Paul Byrd	2	Jakob Junis
		3	Brian Bannister	2	Jason Vargas
		3	James Shields	2	Jeff Suppan
		3	Jeremy Guthrie	2	Jimmy Gobble
		3	Mike MacDougal	2	Luke Hudson
		3	Scott Barlow	2	Mike Minor
		3	Scott Service	2	Runelvys Hernández
		3	Tim Belcher	2	Yordano Ventura

active Royals in **BOLD**

PITCHING IN

The Royals had six different pitchers earn team Pitcher of the Month honors in 2023 for the first time since 2011. That group was headlined by **Zack Greinke**, who earned his club-record ninth honor in May, and **Cole Ragans**, who was named Royals Pitcher of the Month and American League Pitcher of the Month in August.



ALL-STAR SELECTIONS

ALL-STAR SELECTIONS (142)					
Ellie Rodríguez (C-DNP)	1969	George Brett (3B)*	1983	Joakim Soria (P-DNP)	2010
Amos Otis (OF)	1970	Dan Quisenberry (P)	1983	Aaron Crow (P-DNP)	2011
Cookie Rojas (2B)	1971	Willie Wilson (OF)	1983	Billy Butler (1B/DH)	2012
Amos Otis (OF)	1971	George Brett (3B)*	1984	Ned Yost (Coach)	2012
Bob Lemon (Coach)	1972	Dan Quisenberry (P-DNP)	1984	Nick Kenney (Trainer)	2012
Amos Otis (OF-INJ, DNP)	1972	George Brett (3B)*	1985	Alex Gordon (OF)	2013
Fred Patek (SS)	1972	Dick Howser (Coach)	1985	Greg Holland (P)	2013
Lou Piniella (OF)	1972	George Brett (3B-INJ DNP)#	1986	Salvador Perez (C)	2013
Cookie Rojas (2B)	1972	Dick Howser (Manager)	1986	Alex Gordon (OF-DNP)	2014
Richie Scheinblum (OF)	1972	Frank White (2B)	1986	Salvador Perez (C)*	2014
John Mayberry (1B)*	1973	George Brett (3B-INJ, DNP)	1987	Greg Holland (P)	2014
Amos Otis (OF)*	1973	Bret Saberhagen (P)*	1987	Lorenzo Cain (OF)*	2015
Cookie Rojas (2B)	1973	Kevin Seitzer (3B)	1987	Wade Davis (P)	2015
Steve Busby (P-DNP)	1974	George Brett (1B)	1988	Alcides Escobar (SS)*	2015
John Mayberry (1B)	1974	Mark Gubicza (P)	1988	Alex Gordon (OF - INJ, DNP)#	2015
Jack McKeon (Coach)	1974	Kurt Stillwell (SS)	1988	Kelvin Herrera (P)	2015
Cookie Rojas (2B-DNP)	1974	Bo Jackson (OF)*+	1989	Mike Moustakas (3B)	2015
Steve Busby (P)	1975	Mark Gubicza (P)	1989	Salvador Perez (C)*	2015
Hal McRae (OF)	1975	Bret Saberhagen (P)	1990	Ned Yost (Manager)	2015
George Brett (3B)*	1976	Mickey Cobb (Trainer)	1990	Dave Eiland (Coach)	2015
Jim Dudley (Trainer)	1976	Danny Tartabull (DH)*	1991	Pedro Grifol (Coach)	2015
Hal McRae (OF)	1976	Jeff Montgomery (P)	1992	Doug Henry (Coach)	2015
Amos Otis (OF)	1976	Hal McRae (Coach)	1992	Mike Jirschele (Coach)	2015
Fred Patek (SS)	1976	Jeff Montgomery (P)	1993	Rusty Kuntz (Coach)	2015
George Brett (3B)*	1977	David Cone (P)	1994	Dale Sveum (Coach)	2015
George Brett (3B)*	1978	Kevin Appier (P)	1995	Don Wakamatsu (Coach)	2015
Whitey Herzog (Coach)	1978	Jeff Montgomery (P-DNP)	1996	Wade Davis (P - INJ DNP)	2016
Fred Patek (SS)	1978	Bob Boone (Coach)	1996	Kelvin Herrera (P)	2016
Darrell Porter (C-DNP)	1978	Nick Swartz (Trainer)	1996	Eric Hosmer (1B)*+	2016
Frank White (2B)	1978	José Rosado (P)	1997	Salvador Perez (C)*	2016
George Brett (3B)*	1979	Dean Palmer (3B)	1998	Ned Yost (Manager)	2016
Darrell Porter (C)*	1979	José Rosado (P)	1999	Dave Eiland (Coach)	2016
Frank White (2B)*	1979	Jermaine Dye (OF)*	2000	Pedro Grifol (Coach)	2016
George Brett (3B-INJ, DNP)#	1980	Mike Sweeney (1B)	2000	Doug Henry (Coach)	2016
Larry Gura (P-DNP)	1980	Mike Sweeney (1B)	2001	Mike Jirschele (Coach)	2016
Darrell Porter (C)	1980	Tony Muser (Coach)	2001	Rusty Kuntz (Coach)	2016
George Brett (3B)*	1981	Mike Sweeney (1B)	2002	Dale Sveum (Coach)	2016
Jim Frey (Manager)	1981	Mike Sweeney (1B-DNP)	2003	Don Wakamatsu (Coach)	2016
Frank White (2B)	1981	Mike MacDougal (P-DNP)	2003	Salvador Perez (C)*	2017
George Brett (3B)*	1982	Ken Harvey (1B)	2004	Mike Moustakas (3B)	2017
Mickey Cobb (Trainer)	1982	Tony Peña (Coach)	2004	Jason Vargas (P)	2017
Dick Howser (Coach)	1982	Mike Sweeney (1B)	2005	Salvador Perez (C)*	2018
Hal McRae (OF)	1982	Mark Redman (P-DNP)	2006	Kyle Turner (Trainer)	2018
Dan Quisenberry (P)	1982	Nick Swartz (Trainer)	2006	Whit Merrifield (OF)	2019
Frank White (2B)	1982	Gil Meche (P-DNP)	2007	No Game	2020
Willie Wilson (OF)	1982	Joakim Soria (P)	2008	Whit Merrifield (1F)	2021
		Zack Greinke (P)	2009	Salvador Perez (C)*	2021
		Trey Hillman (Coach)	2009	Andrew Benintendi (OF)	2022
*starter +All-Star Game MVP		#selected starter, but didn't play		Salvador Perez (C)	2023
Most votes in AL in BOLD					

MULTI-TIME ALL-STARS					
13	George Brett	3	Jeff Montgomery	2	Mark Gubicza
8	Salvador Perez	3	Ned Yost (Coach/Manager)	2	Mickey Cobb (Trainer)
5	Amos Otis	2	Bret Saberhagen	2	Mike Jirschele (Coach)
5	Frank White	2	Dale Sveum (Coach)	2	Mike Moustakas
5	Mike Sweeney	2	Dave Eiland (Coach)	2	Nick Swartz (Trainer)
4	Cookie Rojas	2	Don Wakamatsu (Coach)	2	Pedro Grifol (Coach)
4	Hal McRae*	2	Doug Henry (Coach)	2	Rusty Kuntz (Coach)
3	Alex Gordon	2	Greg Holland	2	Steve Busby
3	Dan Quisenberry	2	Joakim Soria	2	Wade Davis
3	Darrell Porter	2	John Mayberry	2	Whit Merrifield
3	Dick Howser (Coach/Manager)	2	José Rosado	2	Willie Wilson
3	Fred Patek	2	Kelvin Herrera		*McRae 3x as player, 1x as coach

HOME RUN DERBY



Bo Jackson hit 1 HR in the 1989 Home Run Derby in Anaheim, but his leadoff home run in the All-Star Game earned him MVP honors. Bo also stole second base in the 2nd inning, making him one of four players to record a HR and a steal in an All-Star Game, along with **Willie Mays** (1960), **Roberto Alomar** (1998) and **J.D. Drew** (2008).



Mike Moustakas hit 10 home runs in the 1st round of the 2017 Home Run Derby in Miami, including one on his first swing. After a 7-out slump, Moose hit 9 HR over 12 swings, but finished 1 HR shy of **Miguel Sanó**, his 1st-round opponent.



ROYALS IN THE HR DERBY

YEAR	PLAYER	SITE	HR
1989	Bo Jackson	Anaheim	1
1991	Danny Tartabull*	Toronto	2
2017	Mike Moustakas	Miami	10
2021	Salvador Perez	Denver	28

*not pictured

Salvador Perez put on a show during the 2021 Home Run Derby in Colorado, hitting 28 home runs, the 2nd-highest 1st-round total. Unfortunately, his 1st-round opponent was **Pete Alonso**, who hit a 1st-round record 35 HR en route to winning his second straight Home Run Derby. Salvy's 28 HR had an average distance of 446 ft., according to Statcast, and his longest traveled 491 ft. Perez's 28 HR are the most by a Royal in Home Run Derby history, and were the most ever by a catcher in the Home Run Derby.

Salvy joined all Derby participants in 2021 by wearing No. 44 in honor of **Hank Aaron**, who passed away earlier that year. Perez is pictured above with Royals Coach **Miguel Garcia**, who threw to Salvy in the 2021 Derby.

2012 HOME RUN DERBY AT KAUFFMAN STADIUM

PLAYER	TEAM	ROUND 1	ROUND 2	SUBTOTAL	FINALS	TOTAL
Prince Fielder	Tigers	5	11	16	12	28
José Bautista	Blue Jays	11	2	13 (2)	7	20
Mark Trumbo	Angels	7	6	13 (1)	—	13
Carlos Beltrán	Cardinals	7	5	12	—	12
Carlos González	Rockies	4	—	4	—	4
Andrew McCutchen	Pirates	4	—	4	—	4
Matt Kemp	Dodgers	1	—	1	—	1
Robinson Canó	Yankees	0	—	0	—	0

Subtotals in parentheses denote swing-offs

1960 ALL-STAR GAME



Kansas City hosted the All-Star Game for the first time on July 11, 1960, in the 28th version of the Midsummer Classic at Municipal Stadium. The game was attended by 30,619 fans.

No MVP was named, but **Willie Mays** went 3-for-4 with a run, and **Ernie Banks** had 2 hits, including a 2-run HR in the National League's 3-run 1st inning. The game featured 16 future Hall of Famers (plus Hall of Fame Managers **Walter Alston** and **Al Lopez**), all indicated in **BOLD** in the box score below. **Ted Williams**, who would retire at the end of the 1960 season, grounded out to second base as a pinch hitter in the 2nd inning in what was the last of his

19 All-Star Game selections. **Stan Musial** recorded an infield single as a pinch hitter in the 8th.

TEAMS	1	2	3	4	5	6	7	8	9	R	H	E	LOB
NL ALL-STAR	3	1	1	0	0	0	0	0	0	5	12	4	8
AL ALL-STAR	0	0	0	0	0	1	0	2	0	3	6	1	9
WIN: Bob Friend LOSS: Bill Monbouquette SAVE: Vern Law ATTENDANCE: 30,619 TOG: 2:39													

NL ALL-STAR BATTERS	AB	R	H	RBI	BB	SO	AL ALL-STAR BATTERS	AB	R	H	RBI	BB	SO
Willie Mays CF	4	1	3	0	0	0	Minnie Minoso LF	3	0	0	0	0	0
Vada Pinson CF	1	0	0	0	0	1	Jim Lemon LF	1	0	0	0	1	1
Bob Skinner LF	4	1	1	1	0	1	Frank Malzone 3B	3	0	0	0	0	0
Orlando Cepeda LF	1	0	0	0	0	1	Brooks Robinson 3B	2	0	0	0	0	0
Eddie Mathews 3B	4	0	0	0	0	0	Roger Maris RF	2	0	0	0	0	1
Ken Boyer 3B	0	0	0	0	1	0	Harvey Kuenn RF	3	1	1	0	0	0
Henry Aaron RF	4	0	0	0	0	0	Mickey Mantle CF	0	0	0	0	2	0
Roberto Clemente RF	1	0	0	0	0	0	Al Kaline CF	2	2	1	2	0	0
Ernie Banks SS	4	2	2	2	0	0	Bill Skowron 1B	3	0	1	0	0	2
Dick Groat SS	0	0	0	0	0	0	Frank Lary P	0	0	0	0	0	0
Joe Adcock 1B	3	0	2	0	0	0	Sherm Lollar PH	1	0	0	0	0	0
Bill White PR-1B	1	0	0	0	0	1	Bud Daley P	0	0	0	0	0	0
Bill Mazerowski 2B	2	0	1	1	0	0	Yogi Berra C	2	0	0	0	0	0
Stan Musial PH	1	0	1	0	0	0	Elston Howard C	1	0	0	0	1	1
Tony Taylor PR	0	0	0	0	0	0	Pete Runnels 2B	1	0	0	0	1	0
Charlie Neal 2B	0	0	0	0	0	0	Nellie Fox 2B	2	0	1	1	0	0
Del Crandall C	3	1	2	1	0	0	Ron Hansen SS	2	0	1	0	0	1
Smoky Burgess C	1	0	0	0	0	0	Luis Aparicio SS	2	0	0	0	0	0
Bob Friend P	2	0	0	0	0	2	Bill Monbouquette P	0	0	0	0	0	0
Mike McCormick P	1	0	0	0	0	0	Ted Williams PH	1	0	0	0	0	0
Roy Face P	0	0	0	0	0	0	Chuck Estrada P	0	0	0	0	0	0
Norm Larker PH	1	0	0	0	0	0	Jim Coates P	0	0	0	0	0	0
Bob Buhl P	0	0	0	0	0	0	Al Smith PH	1	0	0	0	0	0
Vern Law P	0	0	0	0	0	0	Gary Bell P	0	0	0	0	0	0
TEAM TOTALS	38	5	12	5	1	6	Jim Gentile PH-1B	2	0	1	0	0	1
							TEAM TOTALS	34	3	6	3	5	7

2B: Ernie Banks, Willie Mays, Joe Adcock **3B:** Willie Mays **HR:** Ernie Banks (Monbouquette, 1st inn, 1 on) Del Crandall (Monbouquette, 2nd inn, 0 on) **HBP:** Bill Mazerowski **TB:** Willie Mays 6; Ernie Banks 6; Del Crandall 5; Joe Adcock 3; Bill Mazerowski; Bob Skinner; Stan Musial **GIDP:** Del Crandall **RISP:** 5 for 12 **SB:** Bob Skinner (1, 2nd base off Monbouquette/Berra) **Pickoffs:** Ken Boyer (1st base by Bud Daley) **DP:** 1. Banks-Mazerowski-White. **E:** Charlie Neal (1); Smoky Burgess (1); Eddie Mathews 2 (2) **Outfield Assists:** Henry Aaron (Kuenn at 2nd base)

HR: Al Kaline (Buhl, 8th inn, 1 on) **TB:** Al Kaline 4; Nellie Fox; Jim Gentile; Bill Skowron; Ron Hansen; Harvey Kuenn **GIDP:** Luis Aparicio **RISP:** 1 for 7 **DP:** Malzone-Skowron **E:** Bud Daley

NL ALL-STAR PITCHERS	IP	H	R	ER	BB	SO	AL ALL-STAR PITCHERS	IP	H	R	ER	BB	SO
Bob Friend (W)	3.0	1	0	0	1	2	Bill Monbouquette (L)	2.0	5	4	4	0	2
Mike McCormick	2.1	3	1	0	3	2	Chuck Estrada	1.0	4	1	1	0	1
Roy Face, H	1.2	0	0	0	0	2	Jim Coates	2.0	2	0	0	0	0
Bob Buhl	1.1	2	2	1	1	1	Gary Bell	2.0	0	0	0	0	0
Vern Law (S)	0.2	0	0	0	0	0	Frank Lary	1.0	1	0	0	0	1
TEAM TOTALS	9.0	6	3	1	5	7	Bud Daley	1.0	0	0	0	1	2
							TEAM TOTALS	9.0	12	5	5	1	6

1973 ALL-STAR GAME



Kansas City was the site of the 40th Major League Baseball All-Star Game on July 24, 1973 at then-Royals Stadium. The game featured 19 future Hall of Famers (marked in **BOLD**) plus three Hall of Fame skippers in NL manager **Sparky Anderson**, AL manager **Dick Williams** and then AL coach **Whitey Herzog**. The hosting Royals had three All-Stars: **John Mayberry**, **Cookie Rojas** and **Amos Otis**, who led the AL with 2 hits and had the team's only RBI.

Bobby Bonds was named the game's MVP, coming off the bench to go 2-for-2 with a 2-run HR in the 5th, giving the NL a 5-1 lead. **Johnny Bench** hit a mammoth home run that traveled an estimated 480 feet off **Bill Singer** in the 4th inning over the left field concourse. That home run is still believed to be one of the longest in the history of Kauffman Stadium.

This game marked Mays' 24th and final All-Star appearance, and was attended by members of the first All-Star Game in 1933, including **Carl Hubbell**, **Bill Hallahan**, **Lefty Gomez**, **Dick Bartel**, **Lefty Grove**, **Jimmie Dykes** and **Charlie Gehringer**.

TEAMS	1	2	3	4	5	6	7	8	9	R	H	E	LOB
NL ALL-STARS	0	0	2	1	2	2	0	0	0	7	10	0	6
AL ALL-STARS	0	1	0	0	0	0	0	0	0	1	5	0	7

WIN: Rick Wise | **LOSS:** Bert Blyleven | **SAVE:** Jim Brewer | **ATTENDANCE:** 40,849 | **TOG:** 2:45

NL ALL-STAR BATTERS	AB	R	H	RBI	BB	SO	AL ALL-STAR BATTERS	AB	R	H	RBI	BB	SO
Pete Rose LF	3	1	0	0	1	0	Bert Campaneris SS	3	0	0	0	0	2
Wayne Twitchell P	0	0	0	0	0	0	Ed Brinkman SS	1	0	0	0	0	0
Dave Giusti P	0	0	0	0	0	0	Rod Carew 2B	3	0	0	0	0	0
Manny Mota PH-LF	1	0	0	0	0	0	Cookie Rojas 2B	0	0	0	0	1	0
Jim Brewer P	0	0	0	0	0	0	John Mayberry 1B	3	0	1	0	1	0
Joe Morgan 2B	3	2	1	0	1	0	Reggie Jackson RF	4	1	1	0	0	1
Davey Johnson 2B	1	0	0	0	0	0	Paul Blair CF	0	0	0	0	0	0
Cesar Cedeno CF	3	0	1	1	0	2	Amos Otis CF	2	0	2	1	0	0
Bill Russell SS	2	0	0	0	0	0	Dave May CF-RF	2	0	0	0	0	0
Henry Aaron 1B	2	0	1	1	0	0	Bobby Murcer LF	3	0	0	0	1	0
Joe Torre 1B-3B	3	0	0	0	0	0	Carlton Fisk C	2	0	0	0	0	0
Billy Williams RF	2	0	1	0	0	0	Thurman Munson C	2	0	0	0	0	1
Bobby Bonds RF	2	1	2	2	0	0	Brooks Robinson 3B	2	0	0	0	0	0
Johnny Bench C	3	1	1	1	0	0	Sal Bando 3B	1	0	0	0	0	0
Ted Simmons PH-C	1	0	0	0	0	1	Dave Nelson 3B	0	0	0	0	0	0
Ron Santo 3B	1	1	1	0	2	0	Willie Horton PH	1	0	0	0	0	1
Nate Colbert PH	1	0	0	0	0	0	Catfish Hunter P	0	0	0	0	0	0
Ron Fairly 1B	0	0	0	0	0	0	Ken Holtzman P	0	0	0	0	0	0
Chris Speier SS	2	0	0	0	0	1	Bert Blyleven P	0	0	0	0	0	0
Willie Stargell PH-LF	1	0	0	0	0	1	Buddy Bell PH	1	0	1	0	0	0
Willie Mays PH	1	0	0	0	0	1	Bill Singer P	0	0	0	0	0	0
Tom Seaver P	0	0	0	0	0	0	Pat Kelly PH	1	0	0	0	0	0
Bob Watson LF	0	0	0	0	0	0	Nolan Ryan P	0	0	0	0	0	0
Rick Wise P	0	0	0	0	0	0	Jim Spencer PH	1	0	0	0	0	0
Darrell Evans PH	0	0	0	0	1	0	Sparky Lyle P	0	0	0	0	0	0
Claude Osteen P	0	0	0	0	0	0	Rollie Fingers P	0	0	0	0	0	0
Don Sutton P	0	0	0	0	0	0	TEAM TOTALS	32	1	5	1	3	5
Willie Davis PH-CF	2	1	2	2	0	0							
TEAM TOTALS	34	7	10	7	5	6							

2B: Joe Morgan, Bobby Bonds **HR:** Johnny Bench (Singer, 4th inn, 0 on), Bobby Bonds (Singer, 5th inn, 1 on), Willie Davis (Ryan, 6th inn, 1 on) **SH:** Claude Osteen **TB:** Bobby Bonds 6; Willie Davis 5; Johnny Bench 4; Joe Morgan 2; Henry Aaron; Ron Santo; Cesar Cedeno; Billy Williams **GIDP:** Joe Morgan **RISP:** 3 for 8.

2B: Reggie Jackson, John Mayberry **3B:** Buddy Bell **TB:** Buddy Bell 3; Amos Otis 2; Reggie Jackson 2; John Mayberry 2 **RISP:** 1 for 10 **DP:** Rojas-Brinkman-Mayberry **PB:** Carlton Fisk **Outfield Assists:** Bobby Murcer (Cedeno at 3rd base) **SB:** Amos Otis (2nd base off Osteen/Bench)

NL ALL-STAR PITCHERS	IP	H	R	ER	BB	SO	AL ALL-STAR PITCHERS	IP	H	R	ER	BB	SO
Rick Wise (W)	2.0	2	1	1	0	1	Catfish Hunter	1.1	1	0	0	0	1
Claude Osteen	2.0	2	0	0	1	1	Ken Holtzman	0.2	1	0	0	0	0
Don Sutton	1.0	0	0	0	0	0	Bert Blyleven (BS, L)	1.0	2	2	2	2	0
Wayne Twitchell	1.0	1	0	0	0	1	Bill Singer	2.0	3	3	3	1	2
Dave Giusti	1.0	0	0	0	0	0	Nolan Ryan	2.0	2	2	2	2	2
Tom Seaver	1.0	0	0	0	1	0	Sparky Lyle	1.0	1	0	0	0	1
Jim Brewer (S)	1.0	0	0	0	1	2	Rollie Fingers	1.0	0	0	0	0	0
TEAM TOTALS	9.0	5	1	1	3	5	TEAM TOTALS	9.0	10	7	7	5	6

2012 ALL-STAR GAME



Kansas City hosted its third All-Star Game on July 10, 2012. The 83rd version of the Midsummer Classic was played at Kauffman Stadium, where 40,933 fans saw 11 National League pitchers combine for a 6-hit shutout in an 8-0 win. In the 11 years since, five players (in **BOLD**) from the 2012 All-Star Game have been inducted into the Baseball Hall of Fame.

The victory was the National League's third straight and clinched home field advantage, which proved beneficial for the San Francisco Giants, who won the 1st 2 games of the 2012 World Series en route to a sweep over the Detroit Tigers. Giants played key roles in the 2012

All-Star Game win, including MVP **Melky Cabrera**, who had 2 hits, including a 2-run HR, starting and winning pitcher **Matt Cain** and 2012 World Series MVP **Pablo Sandoval**, who had a 3-run triple in the All-Star Game.

TEAMS	1	2	3	4	5	6	7	8	9	R	H	E	LOB
NL ALL-STAR	5	0	0	3	0	0	0	0	0	8	10	0	5
AL ALL-STAR	0	0	0	0	0	0	0	0	0	0	6	0	8

WIN: Matt Cain | LOSS: Justin Verlander | SAVE: None | ATTENDANCE: 40,933 | TOG: 2:59

NL ALL-STAR BATTERS	AB	R	H	RBI	BB	SO	AL ALL-STAR BATTERS	AB	R	H	RBI	BB	SO
Carlos González DH	2	0	0	0	0	1	Derek Jeter SS	2	0	1	0	0	0
Matt Holliday PH-DH	1	1	1	1	0	0	Asdrúbal Cabrera PH-SS	1	0	0	0	1	1
Chipper Jones PH-DH	1	0	1	0	0	0	Robinson Canó 2B	2	0	1	0	0	0
Michael Bourn PH-DH	1	0	0	0	0	1	Ian Kinsler PH-2B	2	0	0	0	0	1
Melky Cabrera CF	3	2	2	2	0	0	Josh Hamilton LF	2	0	0	0	0	0
Andrew McCutchen CF	2	0	1	0	0	0	Mike Trout LF	1	0	1	0	1	0
Ryan Braun LF	3	1	2	1	0	0	José Bautista RF	1	0	0	0	1	1
Jay Bruce RF	2	0	0	0	0	0	Mark Trumbo RF	2	0	0	0	0	2
Joey Votto 1B	3	0	0	0	0	1	Prince Fielder 1B	2	0	0	0	0	0
David Freese 1B	1	0	0	0	0	1	Paul Konerko 1B	0	0	0	0	0	0
Bryan LaHair 1B	1	0	0	0	0	0	Joe Mauer 1B	1	0	1	0	0	0
Carlos Beltrán RF	1	1	0	0	1	0	Adrián Beltré 3B	2	0	0	0	0	0
Bryce Harper PH-LF	1	0	0	0	1	1	Miguel Cabrera 3B	1	0	0	0	0	0
Buster Posey C	2	1	0	0	1	0	Elvis Andrus 3B	1	0	0	0	0	0
Carlos Ruiz C	1	0	0	0	0	0	David Ortiz DH	2	0	1	0	0	0
Pablo Sandoval 3B	2	1	1	3	0	0	Billy Butler PH-DH	2	0	0	0	0	1
David Wright 3B	2	0	0	0	0	1	Mike Napoli C	2	0	1	0	0	1
Dan Uggla 2B	3	0	1	1	0	0	Matt Wieters C	2	0	0	0	0	0
Jose Altuve 2B	1	0	0	0	0	0	Curtis Granderson CF	2	0	0	0	0	0
Rafael Furcal SS	3	1	1	0	0	0	Adam Jones CF	1	0	0	0	0	0
Starlin Castro PH-SS	1	0	0	0	0	0	TEAM TOTALS	31	0	6	0	3	7
TEAM TOTALS	37	8	10	8	3	6							

2B: Ryan Braun **3B:** Pablo Sandoval, Rafael Furcal, Ryan Braun (1, off Matt Harrison) **HR:** Melky Cabrera (Harrison, 4th inn, 1 on) **TB:** Melky Cabrera 5; Ryan Braun 5; Rafael Furcal 3; Pablo Sandoval 3; Andrew McCutchen; Dan Uggla; Chipper Jones; Matt Holliday **RISP:** 3 for 8 **DP:** 2. Furcal-Votto; Furcal-Altuve-Freese

HBP: Paul Konerko **TB:** David Ortiz; Mike Napoli; Derek Jeter; Joe Mauer; Mike Trout; Robinson Canó **GDP:** Miguel Cabrera; Josh Hamilton **RISP:** 0 for 7 **SB:** Mike Trout (2nd base off Dickey/Ruiz)

NL ALL-STAR PITCHERS	IP	H	R	ER	BB	SO	AL ALL-STAR PITCHERS	IP	H	R	ER	BB	SO
Matt Cain (W)	2.0	1	0	0	0	1	Justin Verlander (L)	1.0	4	5	5	2	2
Gio Gonzalez	1.0	0	0	0	0	1	Joe Nathan	1.0	0	0	0	0	0
Stephen Strasburg	1.0	1	0	0	1	0	David Price	1.0	0	0	0	0	0
Clayton Kershaw	1.0	2	0	0	1	0	Matt Harrison	1.0	4	3	3	0	0
R.A. Dickey	1.0	1	0	0	0	1	Jered Weaver	1.0	0	0	0	1	0
Cole Hamels	1.0	0	0	0	0	0	Chris Sale	1.0	2	0	0	0	1
Craig Kimbrel	0.2	0	0	0	0	2	Ryan Cook	1.0	0	0	0	0	2
Aroldis Chapman	0.1	0	0	0	1	1	Jim Johnson	1.0	0	0	0	0	1
Wade Miley	0.1	1	0	0	0	0	Fernando Rodney	1.0	0	0	0	0	0
Joel Hanrahan	0.1	0	0	0	0	1	TEAM TOTALS	9.0	10	8	8	3	6
Jonathan Papelbon	0.1	0	0	0	0	0							
TEAM TOTALS	9.0	6	0	0	3	7							



RECORDS

- 252 Year-by-Year Results
- 257 Year-by-Year Statistics
- 260 Team & Player Records
- 270 Doubleheader History
- 273 Single-Season Leaders
- 276 Career Leaders
- 279 American League Leaders
- 282 No-Hitters
- 285 Attendance Records



YEAR-BY-YEAR RESULTS

YEAR	G	W	L	PCT	FINISH	R	RA	RS-RA	ATTENDANCE	POSTSEASON
1969	163*	69	93	.426	4th/-28.0	586	688	-102	902,414	
1970	162	65	97	.401	T4th/-33.0	611	705	-94	693,047	
1971	161	85	76	.528	2nd/-16.0	603	566	+37	910,784	
1972	154	76	78	.494	4th/-16.5	580	545	+35	707,656	
1973	162	88	74	.543	2nd/-6.0	755	752	+3	1,345,341	
1974	162	77	85	.475	5th/-13.0	667	662	+5	1,173,292	
1975	162	91	71	.562	2nd/-7.0	710	649	+61	1,151,836	
1976	162	90	72	.556	1st/2.5	713	611	+102	1,680,265	Lost ALCS (3-2) vs. NYY
1977	162	102	60	.630	1st/8.0	822	651	+171	1,852,603	Lost ALCS (3-2) vs. NYY
1978	162	92	70	.568	1st/5.0	743	634	+109	2,255,493	Lost ALCS (3-1) vs. NYY
1979	162	85	77	.525	2nd/-3.0	851	816	+35	2,261,845	
1980	162	97	65	.599	1st/14.0	809	694	+115	2,288,714	Lost WS (4-2) vs. PHI
1981	103	50	53	.485	4th/-11.0	397	405	-8	1,279,403	Lost ALDS (3-0) vs. OAK
1982	162	90	72	.556	2nd/-3.0	784	717	+67	2,284,464	
1983	163*	79	83	.488	2nd/-20.0	696	767	-71	1,963,875	
1984	162	84	78	.519	1st/3.0	673	686	-13	1,810,018	Lost ALCS (3-0) vs. DET
1985	162	91	71	.562	1st/1.0	687	639	+48	2,162,717	Won WS (4-3) vs. STL
1986	162	76	86	.469	T3rd/-16.0	654	673	-19	2,320,794	
1987	162	83	79	.512	2nd/-2.0	715	691	+24	2,392,471	
1988	161	84	77	.522	3rd/-19.5	704	648	+56	2,350,181	
1989	162	92	70	.568	2nd/-7.0	690	635	+55	2,477,700	
1990	161	75	86	.466	6th/-27.5	707	709	-2	2,244,956	
1991	162	82	80	.506	6th/-13.0	727	722	+5	2,161,537	
1992	162	72	90	.444	T5th/-24.0	610	667	-57	1,867,689	
1993	162	84	78	.519	3rd/-10.0	675	694	-19	1,934,578	
1994	115	64	51	.557	3rd/-4.0	574	532	+42	1,400,494	
1995	144	70	74	.486	2nd/-30.0	629	691	-62	1,233,530	
1996	161	75	86	.466	5th/-24.0	746	786	-40	1,435,997	
1997	161	67	94	.416	5th/-19.0	747	820	-73	1,517,638	
1998	161	72	89	.447	3rd/-16.5	714	899	-185	1,494,875	
1999	161	64	97	.398	4th/-32.5	856	921	-65	1,506,068	
2000	162	77	85	.475	4th/-18.0	879	930	-51	1,564,847	
2001	162	65	97	.401	5th/-26.0	729	858	-129	1,536,371	
2002	162	62	100	.383	4th/-32.5	737	891	-154	1,323,036	
2003	162	83	79	.512	3rd/-7.0	836	867	-31	1,779,895	
2004	162	58	104	.358	5th/-34.0	720	905	-185	1,661,478	
2005	162	56	106	.346	5th/-43.0	701	935	-234	1,371,181	
2006	162	62	100	.383	5th/-34.0	757	971	-214	1,372,638	
2007	162	69	93	.426	5th/-27.0	706	778	-72	1,616,867	
2008	162	75	87	.463	4th/-13.5	691	781	-90	1,578,922	
2009	162	65	97	.401	T4th/-21.5	686	842	-156	1,797,891	
2010	162	67	95	.414	5th/-27.0	676	845	-169	1,615,327	
2011	162	71	91	.438	4th/-24.0	730	762	-32	1,724,450	
2012	162	72	90	.444	3rd/-16.0	676	746	-70	1,739,859	
2013	162	86	76	.531	3rd/-7.0	648	601	+47	1,750,754	
2014	162	89	73	.549	2nd/-1.0	651	624	+27	1,956,482	Lost WS (4-3) vs. SF
2015	162	95	67	.586	1st/12.0	724	641	+83	2,708,549	Won WS (4-1) vs. NYY
2016	162	81	81	.500	3rd/-13.5	675	712	-37	2,557,712	
2017	162	80	82	.494	3rd/-22.0	702	791	-89	2,220,370	
2018	162	58	104	.358	5th/-33.0	638	833	-195	1,665,107	
2019	162	59	103	.364	4th/-42.0	691	869	-178	1,479,659^	
2020	60	26	34	.433	4th/-10.0	248	272	-24	-	
2021	162	74	88	.457	4th/-19.0	686	788	-102	1,159,613+	
2022	162	65	97	.401	5th/-27.0	640	810	-170	1,277,776	
2023	162	56	106	.346	5th/-31.0	676	859	-183	1,307,052	
YEAR	G	W	L	PCT	FINISH	R	RA	RS-RA	ATTENDANCE	POSTSEASON
TOT	8,671	4,122	4,547	.475	-	37,938	40,186	-2,248	91,828,021	

Division title years in **BOLD** | * The Royals had 1 tie in 1969 and 1983

The Royals played in the AL West from 1969-93 and have played in the AL Central since 1994

No tickets sold in 2020 due to pandemic | + Limited tickets sold through May 30, 2021 due to pandemic

^ Includes 25,454 for June 13, 2019 home game in Omaha | All attendance numbers are for home games only

YEAR-BY-YEAR SPLITS

YEAR	HOME	ROAD	DAY	NIGHT	GRASS	TURF	PRE ASB	POST ASB	1-RUN GAMES
1969	36-45	33-48	25-34	44-59	69-93	-	41-55	28-38	31-28
1970	35-44	30-53	17-34	48-63	65-97	-	33-52	32-45	23-33
1971	44-37	41-39	31-31	54-45	85-76	-	43-41	42-35	19-31
1972	44-33	32-45	21-36	55-42	76-78	-	44-45	32-33	22-31
1973	48-33	40-41	29-20	59-54	40-41	48-33	55-46	33-28	28-21
1974	40-41	37-44	24-22	53-63	37-44	40-41	47-47	30-38	23-30
1975	51-30	40-41	22-17	69-54	40-41	51-30	47-41	44-30	28-25
1976	49-32	41-40	20-20	70-52	41-40	49-32	51-31	39-41	29-31
1977	55-26	47-34	26-14	76-46	36-32	66-28	51-38	51-22	31-13
1978	56-25	36-45	27-13	65-57	28-41	64-29	44-40	48-30	24-27
1979	46-35	39-42	19-22	66-55	31-37	54-40	44-47	41-30	34-22
1980	49-32	48-33	21-16	76-49	42-27	55-38	47-33	50-32	29-12
1981	19-28	31-25	18-12	32-41	24-20	26-33	20-30	30-23	15-19
1982	56-25	34-47	17-22	73-50	27-35	63-37	47-37	43-35	26-18
1983	45-36	34-47	23-20	56-63	26-36	53-47	37-36	42-47	24-19
1984	44-37	40-41	21-18	63-60	32-30	52-48	39-43	45-35	26-21
1985	50-32	41-39	20-26	71-45	32-29	59-42	44-42	47-29	29-23
1986	45-36	31-50	25-19	51-67	25-37	51-49	40-48	36-38	24-25
1987	46-35	37-44	20-23	63-56	28-34	55-45	46-41	37-38	22-21
1988	44-36	40-41	22-20	62-57	32-30	52-47	46-41	38-36	28-23
1989	55-26	37-44	20-20	72-50	25-37	67-33	49-37	43-33	24-19
1990	45-36	30-50	18-21	57-65	22-39	53-47	36-45	39-41	21-26
1991	40-41	42-39	22-24	60-56	31-31	51-49	36-44	46-36	24-17
1992	44-37	28-53	14-27	58-63	22-40	50-50	37-50	35-40	21-27
1993	43-38	41-40	27-23	57-55	31-31	53-47	44-42	40-36	38-32
1994	35-24	29-27	19-14	45-37	21-22	43-29	45-42	19-9	14-16
1995	35-37	35-37	21-18	49-56	60-66	10-8	33-32	37-42	24-19
1996	37-43	38-43	15-29	60-57	66-76	9-10	38-50	37-36	14-26
1997	33-47	34-47	21-30	46-64	55-83	12-11	36-46	31-48	20-29
1998	29-51	43-38	18-23	54-66	53-80	19-9	38-48	34-41	17-16
1999	33-47	31-50	14-32	50-65	55-83	9-14	35-52	29-45	11-32
2000	42-39	35-46	29-19	48-66	68-75	9-10	39-46	38-39	21-26
2001	35-46	30-51	19-30	46-67	59-86	6-11	34-53	31-44	11-24
2002	37-44	25-56	21-31	41-69	55-89	7-11	33-52	29-48	14-27
2003	40-40	43-39	27-26	56-53	75-70	8-9	51-41	32-38	18-22
2004	33-47	25-57	17-44	41-60	54-90	4-14	31-54	27-50	14-19
2005	34-47	22-59	22-32	34-74	52-91	4-15	30-57	26-49	18-30
2006	34-47	28-53	11-35	51-65	57-90	5-10	31-56	31-44	14-24
2007	35-46	34-47	21-23	48-70	62-84	7-9	38-50	31-43	21-22
2008	38-43	37-44	29-24	46-63	70-75	5-12	43-53	32-34	20-18
2009	33-48	32-49	22-32	43-65	59-84	6-13	37-51	28-46	16-25
2010	38-43	29-52	22-27	45-68	64-91	3-4	39-49	28-46	27-30
2011	40-41	31-50	23-26	48-65	69-86	2-5	37-54	34-37	25-32
2012	37-44	35-46	16-36	56-54	69-86	3-4	37-47	35-43	27-26
2013	44-37	42-39	34-21	52-55	82-73	4-3	43-49	43-27	31-25
2014	42-39	47-34	26-25	63-48	85-70	4-3	48-46	41-27	22-25
2015	51-30	44-37	30-16	65-51	92-63	3-4	52-34	43-33	23-17
2016	47-34	34-47	23-19	58-62	79-76	2-5	45-43	36-38	23-25
2017	43-38	37-44	26-27	54-55	75-80	5-2	44-43	36-39	25-16
2018	32-49	26-55	19-38	39-66	58-97	0-7	27-68	31-36	19-30
2019	31-50	28-53	21-40	38-63	57-98	2-5	30-61	29-42	15-25
2020	15-15	11-19	5-8	21-26	26-34	-	-	-	8-9
2021	39-42	35-46	29-35	45-53	73-80	1-8	36-53	38-35	21-19
2022	39-42	26-55	29-40	36-57	62-87	3-10	36-56	29-41	16-20
2023	33-48	23-58	25-42	31-64	52-94	4-12	26-65	30-41	21-20
YEAR	HOME	ROAD	DAY	NIGHT	GRASS	TURF	PRE ASB	POST ASB	1-RUN GAMES
TOTALS	2223-2104	1899-2443	1203-1396	2919-3151	2811-3435	1311-1112	2160-2503	1936-2010	1213-1288

Royals home games were played on artificial turf from 1973-94

Best single-season win percentages are in **BOLD** (min. 10 games)

BEST/WORST RECORDS BY GAME NUMBER

#	BEST	LAST	WORST	LAST	#	BEST	LAST	WORST	LAST	#	BEST	LAST	WORST	LAST
1	1-0	20x, 2022	0-1	35x, 2023	55	36-19	1976	14-41	2006	109	69-40	1980	34-75	2x, 2023
2	2-0	10x, 2022	0-2	16x, 2023	56	37-19	1976	14-42	2006	110	69-41	1980	34-76	2018
3	3-0	6x, 2015	0-3	9x, 2023	57	38-19	1976	14-43	2006	111	70-41	1980	34-77	2018
4	4-0	3x, 2015	0-4	3x, 2001	58	38-20	1976	15-43	2006	112	70-42	1980	34-78	2018
5	5-0	2x, 2015	0-5	2x, 1993	59	39-20	1976	16-43	2006	113	71-42	1980	34-79	2018
6	6-0	2x, 2015	0-6	1992	60	39-21	1976	16-44	2006	114	72-42	1980	35-79	2018
7	7-0	2x, 2015	0-7	1992	61	39-22	1976	16-45	2006	115	73-42	1980	35-80	2018
8	8-0	2003	1-7	2x, 1993	62	39-23	2x, 1980	16-46	2006	116	74-42	1980	35-81	2018
9	9-0	2003	1-8	1992	63	39-24	2x, 1980	16-47	2006	117	75-42	1980	35-82	2018
10	9-1	2003	1-9	1992	64	39-25	3x, 1989	17-47	2006	118	76-42	1980	36-82	2018
11	10-1	2003	1-10	1992	65	39-26	4x, 2015	17-48	2006	119	77-42	1980	36-83	2018
12	11-1	2003	1-11	1992	66	40-26	2x, 1980	18-48	2x, 2023	120	78-42	1980	36-84	2018
13	11-2	2x, 2003	1-12	1992	67	41-26	1976	18-49	2x, 2023	121	78-43	1980	37-84	2018
14	11-3	3x, 2015	1-13	1992	68	42-26	1976	18-50	2023	122	78-44	1980	37-85	2018
15	12-3	2003	1-14	1992	69	42-27	1976	18-51	2023	123	79-44	1980	38-85	2018
16	13-3	2003	1-15	1992	70	43-27	1976	19-51	2023	124	80-44	1980	38-86	2018
17	14-3	2003	1-16	1992	71	44-27	1976	19-52	2023	125	81-44	1980	38-87	2018
18	15-3	2003	2-16	1992	72	44-28	3x, 2015	19-53	2023	126	82-44	1980	38-88	2018
19	16-3	2003	3-16	1992	73	45-28	1976	20-53	2023	127	83-44	1980	38-89	2018
20	16-4	2003	3-17	1992	74	46-28	1976	20-54	2023	128	83-45	1980	38-90	2018
21	17-4	2003	3-18	1992	75	46-29	1976	21-54	2023	129	84-45	1980	39-90	2018
22	17-5	2003	3-19	1992	76	47-29	1976	21-55	2023	130	84-46	1980	40-90	2018
23	17-6	2003	4-19	1992	77	48-29	1976	22-55	2023	131	85-46	1980	40-91	2018
24	17-7	2003	5-19	3x, 2018	78	48-30	1976	22-56	2023	132	85-47	1980	41-91	2x, 2023
25	17-8	2x, 2003	5-20	3x, 2018	79	49-30	1976	22-57	2023	133	85-48	1980	41-92	2023
26	18-8	2003	6-20	4x, 2023	80	50-30	1976	22-58	2023	134	85-49	1980	41-93	2023
27	18-9	2003	6-21	2023	81	51-30	1976	23-58	2023	135	86-49	1980	41-94	2023
28	19-9	2003	7-21	4x, 2023	82	51-31	1976	23-59	2023	136	86-50	1980	42-94	2023
29	20-9	2003	7-22	3x, 2023	83	52-31	1976	24-59	2023	137	87-50	1980	42-95	2023
30	20-10	2x, 2003	7-23	2x, 2023	84	52-32	1976	25-59	2x, 2023	138	87-51	1980	42-96	2023
31	21-10	1976	8-23	2x, 2023	85	53-32	1976	25-60	2x, 2023	139	87-52	1980	43-96	2023
32	21-11	1976	8-24	2x, 2023	86	54-32	1976	25-61	2x, 2023	140	87-53	1980	44-96	2023
33	21-12	2x, 2015	8-25	2x, 2023	87	55-32	1976	25-62	2x, 2023	141	88-53	1980	44-97	2023
34	22-12	1976	8-26	2x, 2023	88	56-32	1976	25-63	2x, 2023	142	88-54	2x, 1980	44-98	2023
35	23-12	1976	9-26	2x, 2023	89	56-33	1976	25-64	2x, 2023	143	89-54	1977	44-99	2023
36	23-13	4x, 2015	9-27	2005	90	56-34	1976	25-65	2x, 2023	144	90-54	1977	44-100	2023
37	24-13	1989	10-27	3x, 2023	91	56-35	1976	26-65	2x, 2023	145	91-54	1977	44-101	2023
38	25-13	1989	10-28	2006	92	57-35	1976	26-66	2x, 2023	146	91-55	1977	45-101	2023
39	25-14	2x, 2015	10-29	2006	93	57-36	2x, 2015	26-67	2x, 2023	147	92-55	1977	46-101	2023
40	26-14	2015	10-30	2006	94	58-36	1976	27-67	2x, 2023	148	93-55	1977	47-101	2023
41	27-14	2015	10-31	2006	95	58-37	2x, 1980	27-68	2x, 2023	149	94-55	1977	48-101	2023
42	28-14	2015	10-32	2006	96	59-37	2x, 1980	28-68	2x, 2023	150	95-55	1977	48-102	2023
43	28-15	2015	10-33	2006	97	59-38	3x, 2015	28-69	2023	151	96-55	1977	49-102	2023
44	28-16	2015	10-34	2006	98	60-38	3x, 2015	28-70	2023	152	97-55	1977	50-102	2023
45	28-17	2x, 2015	10-35	2006	99	61-38	3x, 2015	28-71	2023	153	98-55	1977	51-102	2023
46	29-17	1976	11-35	2006	100	61-39	3x, 2015	28-72	2023	154	99-55	1977	52-102	2x, 2023
47	30-17	1976	11-36	2006	101	62-39	1980	28-73	2023	155	99-56	1977	53-102	3x, 2023
48	30-18	1976	11-37	2006	102	63-39	1980	29-73	2023	156	99-57	1977	54-102	3x, 2023
49	31-18	1976	12-37	2006	103	64-39	1980	29-74	2023	157	99-58	1977	54-103	2x, 2023
50	31-19	1976	13-37	2x, 2006	104	64-40	2x, 1980	29-75	2023	158	99-59	1977	54-104	2x, 2023
51	32-19	1976	13-38	2006	105	65-40	2x, 1980	30-75	2023	159	100-59	1977	54-105	2023
52	33-19	1976	13-39	2006	106	66-40	2x, 1980	31-75	2023	160	101-59	1977	55-105	2x, 2023
53	34-19	1976	13-40	2006	107	67-40	1980	32-75	2023	161	101-60	1977	55-106	2x, 2023
54	35-19	1976	14-40	2006	108	68-40	1980	33-75	2023	162	102-60	1977	56-106	2x, 2023

EXTRA-INNING RESULTS

YEAR	W-L	YEAR	W-L	YEAR	W-L	YEAR	W-L	YEAR	W-L	YEAR	W-L
1969	7-12	1979	9-6	1989	11-6	1999	5-10	2009	6-3	2019	4-9
1970	14-8	1980	8-6	1990	5-4	2000	7-8	2010	10-8	2020	1-2
1971	2-7	1981	2-5	1991	11-8	2001	6-7	2011	10-8	2021	4-5
1972	5-10	1982	7-3	1992	4-10	2002	7-12	2012	8-7	2022	5-5
1973	9-5	1983	5-5	1993	8-6	2003	5-4	2013	11-4	2023	3-4
1974	10-11	1984	6-5	1994	6-5	2004	4-7	2014	5-7	TOTALS	378-357
1975	13-5	1985	11-7	1995	7-6	2005	4-8	2015	10-6		
1976	13-7	1986	6-10	1996	10-6	2006	6-6	2016	7-3		
1977	9-6	1987	5-3	1997	7-8	2007	5-8	2017	4-7		
1978	7-5	1988	5-5	1998	7-5	2008	7-6	2018	5-8		

SINGLE-SEASON EXTRA-INNING RECORDS

Most wins	Most losses	Best win percentage	Worst win percentage
14	1970	12	1969, 2002
		.733	2013
			.222
			1971

LONGEST GAMES (BY INNINGS) IN ROYALS HISTORY

INN	DATE/OPP	FINAL	INN	DATE/OPP	FINAL	INN	DATE/OPP	FINAL
18	6/6/91 vs. TEX	W 4-3	16	6/15/96 vs. BAL	W 7-6	16	5/28/79 vs. BAL	W 5-4
18	5/17/72 vs. TEX	L 3-4	16	7/29/95 vs. DET	W 5-4	16	4/30/72 vs. CLE	L 3-5
17	5/25/86 vs. CWS	W 2-1	16	8/26/84 vs. CWS	W 6-5	16	8/27/72 at NYY (G2)	L 8-9
17	5/2/70 vs. CLE	W 4-3						
17	4/9/69 vs. MIN	W 4-3						

AUTOMATIC RUNNER RULE

Starting in 2020, Major League Baseball implemented the Automatic Runner Rule for all *regular* season extra-inning games. All half innings after the 9th begin with a runner on second base, which shall be the player (or a substitute player) immediately preceding that half inning's leadoff batter. If the automatic runner scores, an *unearned* run is charged to the pitcher.

The Royals are 13-16 in 29 extra-inning games since the Automatic Runner rule was instituted in 2020. They've played 37 extra innings in those 29 games and have scored the automatic runner 19 times (51.4%), well below the Major League average of 59.1% half-inning in extras with a run scored from 2020-23.

AUTOMATIC RUNNER SCORED RATE ROYALS vs. MLB AVERAGE

	ROYALS			MLB AVERAGE		
	INNINGS	RUN SCORED	%	INNINGS	RUN SCORED	%
2020	3	1	33.3%	218	125	57.3%
2021	14	6	42.9%	640	377	58.9%
2022	13	8	61.5%	602	362	60.1%
2023	7	4	57.1%	554	326	58.8%
TOTALS	37	19	51.4%	2,014	1,190	59.1%

ROYALS AUTOMATIC RUNNERS GAME LOG (OFFENSE)

DATE/OPP	W/L	FINAL	AUTO			DATE/OPP	W/L	FINAL	AUTO		
			INN	RUN	SCORED				INN	RUN	SCORED
7/25/20 at CLE	W	3-2	10	1	1	4/9/22 vs. CLE	W	1-0	10	1	1
8/11/20 at CIN	L	6-5	10	1	0	4/24/22 at SEA	L	5-4	12	3	1
8/30/20 at CWS	L	5-2	10	1	0	4/28/22 at CWS	W	5-2	10	1	1
2020 TOTAL	1-2		3	1		5/16/22 vs. CWS	L	5-3	10	1	0
4/11/21 at CWS	W	4-3	10	1	1	6/21/22 at LAA	W	12-11	11	2	1
5/26/21 at TB	L	2-1	10	1	0	7/16/21 at TOR	L	6-5	10	1	1
7/28/21 vs. CWS	W	3-2	10	1	0	8/19/22 at TB	W	3-2	10	1	1
8/9/21 vs. NYY	L	8-6	11	2	2	9/5/22 vs. CLE	L	6-5	10	1	1
8/19/21 vs. HOU	L	6-3	10	1	0	9/27/22 at DET	L	4-3	10	1	0
8/25/21 at HOU	L	6-5	10	1	0	10/3/22 at CLE	W	5-2	10	1	1
8/27/21 at SEA	W	8-7	12	3	2	2022 TOTAL	5-5		13	8	
9/1/21 vs. CLE	L	5-3	11	2	0	4/11/23 at TEX	L	8-5	10	1	1
9/10/21 at MIN	W	6-4	11	2	1	5/22/23 vs. DET	L	8-5	10	1	0
2021 TOTAL	4-5		14	6		6/12/23 vs. CIN	L	5-4	10	1	0
						6/29/23 vs. CLE	W	4-3	10	1	1
						7/28/23 vs. MIN	W	8-5	10	1	1
						8/1/23 vs. NYM	W	7-6	10	1	1
						8/15/23 vs. SEA	L	10-8	10	1	0
						2023 TOTAL	3-4		7	4	
						2020-23 TOT	13-16		37	19	

LONGEST/SHORTEST GAMES

LONGEST GAMES (BY TIME) IN ROYALS HISTORY

TIME	DATE/OPP	FINAL (INN)	TIME	DATE/OPP	FINAL (INN)
6 hours, 28 minutes	6/6/91 vs. TEX	W 4-3 (18)	5 hours, 14 minutes	6/10/02 vs. FLA	L 15-8 (14)
5 hours, 32 minutes	7/17/91 vs. BAL	W 9-8 (15)	5 hours, 7 minutes	4/12/89 vs. BAL	L 5-4 (15)
5 hours, 23 minutes	7/13/12 vs. CWS	L 9-8 (14)	5 hours, 0 minutes	6/17/12 at STL	W 5-3 (15)
5 hours, 21 minutes	6/20/07 at STL	L 7-6 (14)	5 hours, 0 minutes	9/13/97 at ANA	W 3-1 (13)

LONGEST 9-INNING GAMES (BY TIME) IN ROYALS HISTORY

TIME	DATE/OPP	FINAL	TIME	DATE/OPP	FINAL
4 hours, 26 minutes	4/1/21 vs. TEX	W 14-10	4 hours, 5 minutes	9/22/19 at MIN	L 12-8
4 hours, 16 minutes	9/16/14 vs. CWS	L 7-5	4 hours, 3 minutes	7/7/18 vs. BOS	L 15-4
4 hours, 8 minutes	6/9/99 vs. STL	W 17-13	4 hours, 2 minutes	9/15/21 vs. OAK	L 12-10
4 hours, 6 minutes	4/23/22 at SEA	L 13-7	4 hours, 1 minute	8/4/07 at NYY	L 16-8
			4 hours, 1 minute	7/24/07 vs. NYY	L 9-4

SHORTEST GAMES (BY TIME) IN ROYALS HISTORY

TIME	DATE/OPP	FINAL (INN)	TIME	DATE/OPP	FINAL (INN)
48 minutes	7/30/71 at BAL	L 1-0 (5)	1 hour, 26 minutes	4/13/79 at TOR	L 4-1 (6)
1 hour, 10 minutes	8/11/71 at WAS*	W 1-0 (6)	1 hour, 30 minutes	5/16/95 vs. SEA	W 4-2 (5)
1 hour, 22 minutes	6/29/87 vs. MIN	W 3-2 (5)	1 hour, 31 minutes	5/6/86 at CLE	L 6-1 (5)

*Washington Senators, now known as Texas Rangers

SHORTEST 9-INNING GAMES (BY TIME) IN ROYALS HISTORY

TIME	DATE/OPP	FINAL	TIME	DATE/OPP	FINAL
1 hour, 35 minutes	9/28/71 at OAK	L 2-1	1 hour, 44 minutes	4/16/69 at CWS	L 2-5
1 hour, 40 minutes	10/1/74 at CWS	L 2-1	1 hour, 44 minutes	9/29/92 at CAL	W 2-0
1 hour, 41 minutes	7/24/02 at DET	L 3-0	1 hour, 44 minutes	5/10/05 at TOR	L 3-1
1 hour, 42 minutes	9/26/78 vs. SEA	W 4-1	1 hour, 45 minutes	9/16/69 vs. SEP*	W 2-1

*Seattle Pilots, now known as Milwaukee Brewers

SHORTEST EXTRA-INNING GAMES (BY TIME) IN ROYALS HISTORY

TIME	DATE/OPP	FINAL (INN)	TIME	DATE/OPP	FINAL (INN)
2 hours, 1 minute	9/27/73 at CWS	L 3-2 (10)	2 hours, 17 minutes	6/11/79 vs. BOS	L 4-0 (10)
2 hours, 8 minutes	5/14/74 at OAK (G2)	W 1-1 (10)	2 hours, 19 minutes	9/25/69 at CWS	L 2-1 (10)
2 hours, 11 minutes	8/14/70 at NYY	L 3-2 (10)	2 hours, 20 minutes	6/6/73 at BOS	L 5-4 (10)

PITCH CLOCK RULES

As part of the new rule changes for 2023 that were approved by the new joint committee, a Pitch Timer was implemented to help improve pace of play and reduce dead time. The Pitch Timer Regulations include the following provisions:

- + Pitchers must begin their motion before the expiration of the timer, and have up to 15 seconds between pitches when the bases are empty and up to 18 seconds between pitches with at least one runner on base.
- + Pitchers may disengage the rubber (and the timer will reset) twice per plate appearance without penalty. Subsequent disengagements result in a balk, unless an out is recorded on the runner. The disengagement count resets if the runner advances.
- + Hitters are allowed one timeout per plate appearance, and must be in the batter's box and alert to the pitcher with at least eight seconds remaining on the Pitch Timer.
- + Umpires have authority to provide additional time if warranted by special circumstances (e.g., the catcher makes the last out of the inning and needs additional time to get into defensive position).

PITCH CLOCK IMPACT (ELIAS)

SEASON	GAMES	BATTING AVERAGE			PER GAME AVERAGES			
		LHB	RHB	OVERALL	TOG*	RUNS	SB	SB%
2023	2430	.247	.249	.248	2:40	9.2	1.4	80.2%
2022	2430	.236	.247	.243	3:04	8.6	1.0	75.4%
2021	2429	.240	.247	.244	3:10	9.1	0.9	75.7%
2019	2429	.253	.252	.252	3:06	9.7	0.9	73.3%
2018	2431	.248	.248	.248	3:01	8.9	1.0	72.1%
2017	2430	.256	.254	.255	3:05	9.3	1.0	73.0%
2016	2428	.254	.256	.255	3:01	9	1.0	71.7%
2015	2429	.256	.253	.254	2:56	8.5	1.0	70.2%
2014	2430	.251	.251	.251	3:02	8.1	1.1	72.8%
2013	2431	.254	.253	.253	2:59	8.3	1.1	72.8%
2012	2430	.254	.255	.255	2:56	8.6	1.3	74.0%
2011	2429	.257	.253	.255	2:52	8.6	1.3	72.2%
2010	2430	.258	.257	.257	2:51	8.8	1.2	72.4%
2009	2430	.265	.260	.262	2:52	9.2	1.2	72.4%
2008	2428	.267	.262	.264	2:51	9.3	1.2	73.0%

*average time of game for 9-inning games only

YEAR-BY-YEAR HITTING

YR	G	AB	R	H	2B	3B	HR	XBH	RBI	SF	SH	HBP	BB	SO	AVG	OBP	SLG	OPS
1969	163	5462	586	1311	179	32	98	309	538	38	57	43	522	901	.240	.309	.338	.648
1970	162	5503	611	1341	202	41	97	340	572	27	63	21	514	958	.244	.309	.348	.657
1971	161	5295	603	1323	225	40	80	345	573	59	45	25	490	819	.250	.313	.353	.666
1972	154	5167	580	1317	220	26	78	324	547	38	72	34	534	711	.255	.327	.353	.670
1973	162	5508	755	1440	239	40	114	393	703	47	49	26	644	696	.261	.339	.381	.729
1974	162	5582	667	1448	232	42	89	363	623	43	56	32	550	768	.259	.327	.364	.691
1975	162	5491	710	1431	263	58	118	439	667	51	68	29	591	675	.261	.333	.394	.727
1976	162	5540	713	1490	259	57	65	381	656	71	71	31	484	650	.269	.327	.371	.699
1977	162	5594	822	1549	299	77	146	522	773	58	49	45	522	687	.277	.340	.436	.776
1978	162	5474	743	1469	305	59	98	462	695	72	55	30	498	644	.268	.329	.399	.728
1979	162	5653	851	1596	286	79	116	481	791	76	57	35	528	675	.282	.343	.422	.766
1980	162	5714	809	1633	266	59	115	440	766	63	34	38	508	709	.286	.345	.413	.758
1981	103	3560	397	952	169	29	61	259	381	35	28	17	301	419	.267	.325	.383	.707
1982	162	5629	784	1603	295	58	132	485	746	49	32	25	442	758	.285	.337	.428	.765
1983	163	5598	696	1515	273	54	109	436	653	33	32	23	397	722	.271	.320	.397	.717
1984	162	5543	673	1487	269	52	117	438	639	55	41	24	400	832	.268	.317	.399	.716
1985	162	5500	687	1384	261	49	154	464	657	41	44	36	473	840	.252	.313	.401	.714
1986	162	5561	654	1403	264	45	137	446	618	33	24	36	474	919	.252	.313	.390	.703
1987	162	5499	715	1443	239	40	168	447	677	42	34	30	523	1034	.262	.328	.412	.740
1988	161	5469	704	1419	275	40	121	436	671	51	46	33	486	944	.259	.321	.391	.712
1989	162	5475	690	1428	227	41	101	369	653	50	42	29	554	897	.261	.329	.373	.702
1990	161	5488	707	1465	316	44	100	460	660	54	31	27	498	879	.267	.328	.395	.723
1991	162	5584	727	1475	290	41	117	448	689	47	53	35	523	969	.264	.328	.394	.722
1992	162	5501	610	1411	284	42	75	401	568	46	45	51	439	741	.256	.315	.364	.679
1993	162	5522	675	1455	294	35	125	454	641	51	48	52	428	936	.263	.320	.397	.717
1994	115	3911	574	1051	211	38	100	349	538	38	32	33	376	698	.269	.335	.419	.754
1995	144	4903	629	1275	240	35	119	394	578	39	66	43	475	849	.260	.328	.396	.724
1996	161	5542	746	1477	286	38	123	447	689	49	66	43	529	943	.267	.332	.398	.731
1997	161	5599	747	1478	256	35	158	449	711	42	51	42	561	1061	.264	.333	.407	.740
1998	161	5546	714	1459	274	40	134	448	686	65	45	60	475	984	.263	.324	.399	.724
1999	161	5624	856	1584	294	52	151	497	800	56	46	64	535	932	.282	.348	.433	.781
2000	162	5709	879	1644	281	27	150	458	831	70	56	48	511	840	.288	.348	.425	.773
2001	162	5643	729	1503	277	37	152	466	691	47	36	44	406	898	.266	.318	.409	.727
2002	162	5535	737	1415	285	42	140	467	695	51	44	52	524	921	.256	.323	.398	.721
2003	162	5568	836	1526	288	39	162	489	781	57	63	75	476	926	.274	.336	.427	.763
2004	162	5538	720	1432	261	29	150	440	675	38	40	76	461	1057	.259	.322	.397	.720
2005	162	5503	701	1445	289	34	126	449	653	50	46	63	424	1008	.263	.320	.396	.716
2006	162	5589	757	1515	335	37	124	496	718	48	52	64	474	1040	.271	.332	.411	.743
2007	162	5534	706	1447	300	46	102	448	660	47	41	89	428	1069	.261	.322	.388	.710
2008	162	5608	691	1507	303	28	120	451	650	36	32	50	392	1005	.269	.320	.397	.717
2009	162	5532	686	1432	276	51	144	471	657	32	38	42	457	1091	.259	.318	.405	.724
2010	162	5604	676	1534	279	31	121	431	640	53	45	35	471	905	.274	.331	.399	.730
2011	162	5672	730	1560	325	41	129	495	705	57	55	39	442	1006	.275	.329	.415	.744
2012	162	5636	676	1492	295	37	131	463	643	41	26	42	404	1032	.265	.317	.400	.716
2013	162	5549	648	1443	254	34	112	400	620	42	37	42	422	1048	.260	.315	.379	.694
2014	162	5545	651	1456	286	29	95	410	604	47	33	53	380	985	.263	.314	.376	.690
2015	162	5575	724	1497	300	42	139	481	689	47	34	77	383	973	.269	.322	.412	.734
2016	162	5552	675	1450	264	33	147	444	640	34	38	45	382	1224	.261	.312	.400	.712
2017	162	5536	702	1436	260	24	193	477	660	37	17	45	390	1166	.259	.311	.420	.731
2018	162	5505	638	1350	283	29	155	467	606	40	24	67	427	1310	.245	.305	.392	.697
2019	162	5496	691	1356	281	40	162	483	655	42	24	59	456	1405	.247	.309	.401	.710
2020	60	1988	248	485	97	7	68	172	237	10	8	18	172	527	.244	.309	.402	.711
2021	162	5427	686	1349	251	29	163	443	647	52	31	55	421	1258	.249	.306	.396	.702
2022	162	5437	640	1327	247	38	138	423	613	44	20	48	460	1287	.244	.306	.380	.686
2023	162	5428	676	1325	258	43	163	464	651	58	14	71	411	1396	.244	.303	.398	.700

Single-season franchise records are in **BOLD**

YEAR-BY-YEAR PITCHING

YR	G	ERA	AVG	WHIP	SV	CG	SHO	IP	H	R	ER	HR	HB	BB	BB/9	SO	SO/9	WP
1969	163	3.72	.246	1.31	25	42	10	1464.2	1357	688	605	136	25	560	3.4	894	5.5	52
1970	162	3.78	.247	1.36	25	30	11	1463.2	1346	705	615	138	34	641	3.9	915	5.6	56
1971	161	3.25	.247	1.27	44	34	15	1420.1	1301	566	513	84	36	496	3.1	775	4.9	41
1972	154	3.24	.251	1.23	28	44	16	1381.1	1293	545	497	85	30	405	2.6	801	5.2	37
1973	162	4.21	.273	1.48	41	40	7	1449.1	1521	752	678	114	33	617	3.8	790	4.9	43
1974	162	3.51	.263	1.33	17	54	13	1471.2	1477	662	574	91	30	482	3.0	731	4.5	42
1975	162	3.47	.258	1.32	25	52	11	1456.2	1422	649	561	108	30	498	3.1	815	5.0	40
1976	162	3.21	.247	1.26	35	41	12	1472.1	1356	611	525	83	31	493	3.0	735	4.5	29
1977	162	3.52	.251	1.28	42	41	15	1460.2	1377	651	571	110	36	499	3.1	850	5.2	56
1978	162	3.44	.251	1.27	33	53	14	1439.0	1350	634	550	108	34	478	3.0	657	4.1	37
1979	162	4.45	.267	1.39	27	42	7	1448.1	1477	816	716	165	28	536	3.3	640	4.0	40
1980	162	3.83	.267	1.34	42	37	10	1459.1	1496	694	621	129	19	465	2.9	614	3.8	35
1981	103	3.56	.260	1.28	24	24	8	922.1	909	405	365	75	20	273	2.7	404	3.9	13
1982	162	4.08	.262	1.34	45	16	12	1431.0	1443	717	649	163	26	471	3.0	650	4.1	43
1983	163	4.25	.274	1.40	49	19	8	1437.2	1535	767	679	133	27	471	3.0	593	3.7	40
1984	162	3.92	.258	1.29	50	18	9	1444.0	1426	686	629	136	27	433	2.7	724	4.5	31
1985	162	3.49	.257	1.30	41	27	11	1461.0	1433	639	566	103	28	463	2.9	846	5.2	43
1986	162	3.82	.258	1.31	31	24	13	1440.2	1413	673	612	121	38	479	3.0	888	5.6	43
1987	162	3.86	.261	1.38	26	44	11	1424.0	1424	691	610	128	36	548	3.5	923	5.8	54
1988	161	3.65	.258	1.32	32	29	12	1428.1	1415	648	580	102	33	465	2.9	886	5.6	55
1989	162	3.55	.257	1.29	38	27	13	1451.2	1415	635	572	86	25	455	2.8	978	6.1	56
1990	161	3.93	.264	1.41	33	18	8	1420.2	1449	709	621	116	46	560	3.6	1006	6.4	59
1991	162	3.92	.261	1.37	41	17	12	1466.0	1473	722	639	105	43	529	3.3	1004	6.2	47
1992	162	3.81	.259	1.34	44	9	12	1447.1	1426	667	613	106	39	512	3.2	834	5.2	42
1993	162	4.04	.254	1.35	48	16	6	1445.1	1379	694	649	105	44	571	3.6	985	6.1	76
1994	115	4.23	.260	1.37	38	5	6	1031.2	1018	532	485	95	33	392	3.4	717	6.3	60
1995	144	4.49	.268	1.42	37	11	10	1288.0	1323	691	642	142	38	503	3.5	763	5.3	45
1996	161	4.55	.277	1.40	35	17	8	1450.0	1563	786	733	176	56	460	2.9	926	5.8	56
1997	161	4.70	.274	1.43	29	11	5	1443.0	1530	820	753	186	54	531	3.3	961	6.0	62
1998	161	5.15	.281	1.50	46	6	5	1436.1	1590	899	822	196	60	568	3.6	999	6.3	72
1999	161	5.35	.288	1.58	29	11	3	1420.2	1607	921	844	202	68	643	4.1	831	5.3	60
2000	162	5.48	.282	1.58	29	10	6	1439.1	1585	930	876	239	42	693	4.3	927	5.8	77
2001	162	4.87	.276	1.47	30	5	1	1440.0	1537	858	779	209	61	576	3.6	911	5.7	73
2002	162	5.21	.281	1.50	30	12	6	1441.0	1587	891	834	212	52	572	3.6	909	5.7	68
2003	162	5.05	.279	1.48	36	7	10	1438.2	1569	867	808	190	66	566	3.5	865	5.4	60
2004	162	5.15	.290	1.52	25	6	3	1420.1	1638	905	813	208	56	518	3.3	887	5.6	60
2005	162	5.49	.291	1.57	25	4	4	1413.1	1640	935	862	178	74	580	3.7	924	5.9	69
2006	162	5.65	.292	1.60	35	3	5	1426.1	1648	971	896	213	60	637	4.0	904	5.7	85
2007	162	4.48	.277	1.44	36	2	6	1437.1	1547	778	716	168	41	520	3.3	993	6.2	56
2008	162	4.48	.264	1.38	44	2	8	1445.2	1473	781	720	159	41	515	3.2	1085	6.8	68
2009	162	4.83	.269	1.46	34	10	9	1426.0	1486	842	765	166	51	600	3.8	1153	7.3	89
2010	162	4.97	.276	1.46	44	7	3	1436.2	1553	845	794	176	47	551	3.5	1035	6.5	55
2011	162	4.44	.267	1.41	37	2	6	1451.1	1487	762	716	163	58	557	3.5	1080	6.7	69
2012	162	4.30	.270	1.41	44	2	12	1451.1	1504	746	693	163	60	542	3.4	1177	7.3	49
2013	162	3.45	.250	1.27	52	5	12	1448.1	1366	601	555	155	41	469	2.9	1208	7.5	60
2014	162	3.51	.250	1.26	53	3	14	1450.2	1386	624	565	128	56	440	2.7	1168	7.3	58
2015	162	3.73	.249	1.28	56	2	8	1452.0	1372	641	601	155	52	489	3.0	1160	7.2	62
2016	162	4.21	.259	1.35	41	3	7	1440.0	1433	712	674	206	60	517	3.2	1287	8.0	55
2017	162	4.61	.265	1.39	39	1	6	1437.2	1480	791	737	196	52	519	3.3	1216	7.6	48
2018	162	4.94	.275	1.46	33	2	8	1432.0	1542	833	786	205	51	549	3.5	1157	7.3	68
2019	162	5.20	.273	1.48	37	1	7	1425.0	1525	869	824	221	81	582	3.7	1230	7.8	59
2020	60	4.30	.254	1.38	19	1	4	517.0	500	272	247	76	29	211	3.7	517	9.0	28
2021	162	4.64	.254	1.39	37	1	7	1417.1	1375	788	731	189	62	591	3.8	1344	8.5	86
2022	162	4.70	.271	1.47	33	0	9	1416.0	1493	810	740	173	71	589	3.7	1191	7.6	88
2023	162	5.17	.262	1.41	28	3	6	1409.0	1429	859	809	207	73	553	3.5	1270	8.1	67

Single-season franchise records are in **BOLD**

Lowest (best) totals (min. 160 games) are in **BOLD** for ERA, AVG, WHIP, R, ER, HR, HB, BB, BB/9 and WP

YEAR-BY-YEAR FIELDING

YR	G	PCT	E	INN	TC	PO	AST	DP	OF AST	PB	SB	CS	CS%
1969	163	.975	157	1464.2	6198	4389	1652	114	53	17	-	-	-
1970	162	.976	152	1463.2	6238	4386	1700	163	35	16	-	-	-
1971	161	.979	132	1420.1	6181	4244	1805	181	28	11	-	-	-
1972	154	.981	116	1381.1	6015	4140	1759	-	28	17	-	-	-
1973	162	.974	167	1449.1	6432	4353	1912	-	36	8	-	-	-
1974	162	.976	152	1471.2	6442	4415	1875	166	39	29	115	55	32.4
1975	162	.976	155	1456.2	6356	4370	1831	154	36	13	119	64	35.0
1976	162	.978	139	1472.1	6409	4416	1854	146	28	9	146	66	31.1
1977	162	.978	137	1460.2	6304	4379	1788	146	44	13	84	51	37.8
1978	162	.976	150	1439.0	6143	4317	1676	153	39	11	90	52	36.6
1979	162	.977	146	1448.1	6269	4345	1778	160	34	15	75	59	44.0
1980	162	.978	141	1459.1	6339	4378	1820	154	31	15	109	56	33.9
1981	103	.982	72	922.1	3939	2767	1100	95	27	7	72	26	26.5
1982	162	.979	127	1431.0	6163	4293	1743	141	21	6	85	53	38.4
1983	163	.974	165	1437.2	6294	4313	1816	178	28	4	109	53	32.7
1984	162	.979	131	1444.0	6324	4332	1861	160	23	3	94	51	35.2
1985	162	.980	127	1461.0	6417	4383	1907	158	24	10	92	50	35.2
1986	162	.980	123	1440.2	6202	4322	1757	153	22	16	85	66	43.7
1987	162	.979	131	1424.0	6256	4272	1853	144	30	17	124	66	34.7
1988	161	.980	124	1428.1	6123	4285	1714	147	22	12	117	43	26.9
1989	162	.982	114	1451.2	6230	4355	1761	139	31	12	79	57	41.9
1990	161	.980	122	1420.2	5982	4262	1598	161	25	13	115	28	19.6
1991	162	.980	125	1466.0	6217	4398	1694	139	13	11	94	56	37.3
1992	162	.980	122	1447.1	6212	4342	1748	164	26	14	107	52	32.7
1993	162	.984	97	1445.1	6142	4336	1709	150	26	15	119	71	37.4
1994	115	.982	80	1031.2	4428	3095	1253	102	26	5	91	30	24.8
1995	144	.984	90	1288.0	5614	3864	1660	168	32	11	78	29	27.1
1996	161	.982	111	1450.0	6165	4350	1704	184	24	11	69	42	37.8
1997	161	.985	91	1443.0	6050	4329	1630	168	26	14	72	42	36.8
1998	161	.980	125	1436.1	6123	4309	1689	173	27	11	80	43	35.0
1999	161	.980	125	1420.2	6114	4262	1727	188	47	10	111	49	30.6
2000	162	.983	102	1439.1	6171	4318	1751	185	33	7	118	38	24.4
2001	162	.981	117	1440.0	6240	4320	1803	204	38	10	105	45	30.0
2002	162	.979	130	1441.0	6155	4323	1702	153	39	8	90	36	28.6
2003	162	.982	108	1438.2	6127	4316	1703	143	42	8	95	42	30.7
2004	162	.978	131	1420.1	6028	4261	1636	169	35	17	84	35	29.4
2005	162	.979	125	1413.1	6011	4240	1646	163	34	5	70	44	38.6
2006	162	.984	98	1426.1	6037	4279	1660	189	32	10	58	30	34.1
2007	162	.982	106	1437.1	5971	4312	1553	160	36	5	70	26	27.1
2008	162	.984	96	1445.2	5981	4337	1548	159	25	8	78	26	25.0
2009	162	.981	116	1426.0	5963	4278	1569	159	34	14	114	39	25.5
2010	162	.980	121	1436.2	6019	4310	1588	138	21	11	137	55	28.6
2011	162	.985	95	1451.1	6149	4354	1700	149	51	8	115	49	29.9
2012	162	.981	113	1451.1	6089	4354	1622	171	51	11	113	51	31.1
2013	162	.986	85	1448.1	5950	4345	1520	136	40	6	77	36	31.9
2014	162	.983	104	1450.2	5968	4352	1512	122	26	6	69	29	29.6
2015	162	.985	88	1452.0	6055	4356	1611	138	28	5	75	35	31.8
2016	162	.984	94	1440.0	5940	4320	1526	134	30	7	55	42	43.3
2017	162	.987	79	1437.2	5916	4313	1524	145	24	11	87	30	25.6
2018	162	.987	77	1432.0	5902	4296	1529	142	26	10	60	33	35.5
2019	162	.988	73	1425.0	5853	4275	1505	152	27	10	57	27	32.1
2020	60	.985	31	517.0	2085	1551	503	62	6	2	17	3	15.0
2021	162	.985	84	1417.1	5758	4252	1422	152	31	4	41	24	36.9
2022	162	.986	82	1416.0	5830	4248	1500	153	22	8	58	25	30.1
2023	162	.986	80	1409.0	5698	4227	1391	123	37	9	105	26	19.8

Single-season franchise records are in **BOLD** | Lowest (best) totals (min. 160 games) are in **BOLD** for E, PB and SB

SINGLE-SEASON TEAM RECORDS

TEAM GENERAL

Best record	102-60 (.630)	1977
Worst record	56-106 (.346)	2005, 2023
Best home record	56-25 (.691)	1978, 1982
Worst home record	29-51 (.363)	1998
Best road record	48-33 (.593)	1980
Worst road record	22-59 (.272)	2005
Best record before ASB	51-31 (.622)	1976
Worst record before ASB	27-68 (.284)	2018
Best record after ASB	51-22 (.699)	1977
Worst record after ASB	26-49 (.347)	2005
Best record, 1-run games	29-12 (.707)	1980
Worst record, 1-run games	11-32 (.256)	1999
Most 1-run games	70	1993
Most walk-off wins	13	1973, 1977, 2000
Most walk-off losses	11	1974, 2001, 2002, 2011
Most comeback wins	50	1977
Most blown lead losses	53	2019
Most shutout wins	16	1972
Most shutout losses	18	1971, 1989
Most shutout games	33	1971
Most extra-inning wins	14	1970
Most extra-inning losses	12	1969, 2002
Most extra-inning games	22	1970
Most players used	58	2004, 2023
Fewest players used*	32	1975

* min. 160 games

Most pitchers used	36	2023
Fewest pitchers used*	13	1974, 1977, 1984, 1986
Most rookies used	23	2004
Most games over .500	44 (99-55)	Sept. 25, 1977
Most games under .500	57 (44-101)	Sept. 12, 2023
Most wins vs. single opp.	15	2013 vs. MIN 2016 vs. MIN
Most losses vs. single opp.	14	2001 vs. CWS 2002 vs. MIN 2006 vs. DET 2016 vs. CLE 2019 vs. MIN 2021 vs. CLE
Most runs	879	2000
Fewest runs*	586	1969
Most hits	1,644	2000
Most doubles	335	2006
Most triples	79	1979
Most home runs	193	2017
Most extra-base hits	522	1977
Most RBI	831	2000
Most walks	644	1973
Fewest strikeouts*	644	1978
Most hit-by-pitches	89	2007
Most sacrifice hits	72	1972
Most sacrifice flies	76	1979
Fewest GDP*	95	1978
Most stolen bases	218	1976
Best batting average	.288	2000

TM BATTING, SEASON

Best on-base percentage	.348	1999, 2000
Best slugging percentage	.436	1977
Best OPS	.781	1999
TM PITCHING, SEASON		
Lowest ERA	3.21	1976
Highest ERA	5.65	2006
Lowest opponents' AVG	.246	1969
Most complete games	54	1974
Most team shutouts	16	1972
Most strikeouts	1,344	2021
Fewest walks allowed*	433	1984
Fewest hits allowed*	1,301	1971
Fewest home runs allowed*	83	1976
Most home runs allowed	239	2000
Most saves	56	2015
TM FIELDING, SEASON		
Best fielding percentage	.988	2019
Worst fielding percentage	.974	1973, 1983
Fewest errors*	73	2019
Most errors	167	1973
Most double plays turned	204	2011
Most outfield assists	53	1969
HOMESTANDS/TRIPS		
Best homestands	8-0	Sept. 2-8, 1985
	7-0	June 2-8, 1988
	6-0	July 22-28, 1985
		May 27-June 1, 2016
		July 28-Aug. 3, 2023
Best homestands (min. 9 G)	8-1	Sept. 14-21, 1977
		July 19-27, 1978

Most wins, homestand	12-2	July 25-Aug. 7, 1994
Worst homestands	0-10	April 13-23, 2012
	0-8	Aug. 5-14, 2005
		June 12-20, 2018
Most losses, homestand	2-11	Aug. 26-Sept. 8, 1974
Best road trip	7-0	Sept. 5-11, 1977
Most wins, road trip	10-5	Aug. 29-Sept. 10, 1975
Worst road trips	0-9	June 27-July 6, 1986
		April 14-23, 2000
		April 11-19, 2006
Most losses, road trip	2-11	Aug. 28-Sept. 9, 1990
SERIES		
Most series wins	33	1980, 1985
Consecutive series won	13	July 10-Aug. 20, 1980
Consecutive series lost	8	Aug. 4-31, 2008
		April 10-May 7, 2023
Most series sweeps	20	1977
Most series being swept	19	2005
Most runs, series (3 games)	36	June 17-19, 1991 at TEX
Most hits, series (3 games)	54	July 18-20, 1980 at NYN
Most HR, series (3 games)	11	July 1-3, 1975 at TEX
Most runs, series (4 games)	36	May 24-27, 1976 at TEX
Most hits, series (4 games)	61	Sept. 15-18, 2011 vs. CWS
Most HR, series (4 games)	12	Aug. 8-11, 2019 at DET
		June 29-July 2, 2001 at CLE
		Sept. 5-8, 1977 at SEA
Fewest runs allowed, series (3 games)	2	July 28-30, 1978 at BOS
		June 7-9, 1985 at CAL
Fewest runs allowed, series (4 games)	5 (7x) last	April 23-26, 2021 at DET

SINGLE-GAME TEAM RECORDS

TEAM GENERAL

Most players used	
27*	9/10/69 at CAL

Most players used, opponent	
27	9/29/70 at MIN (12 inn)

Most players used, both teams (9 inn)	
45	10/1/17 AZ (24) vs. KC (21)

Most players, both teams (extra inn)	
49	9/29/70 KC (22) at MIN (27), 12 inn

Most runs, both teams	
33	4/12/94 BOS (22) at KC (11)

Most hits, both teams	
40	9/29/70 KC (20) at MIN (20) 8/27/72 (G2) KC (14) at NYY (26)

Most innings in 1-0 win	
15 inn	5/23/81 vs. MIN

Most innings in 1-0 loss	
14 inn	7/23/1992 at CLE

Largest margin in win	
21 (26-5)	9/9/04 at DET (G1)

Largest margin in loss	
18	5/16/01 vs. CLE (19-1) 7/26/10 vs. MIN (19-1) 6/18/20 vs. OAK (21-3)

Largest shutout win	
16-0	6/25/84 vs. OAK

Largest shutout loss	
17-0	7/19/91 vs. DET 9/2/17 at MIN

Most runs scored in a loss	
15-13	8/23/06 vs. CLE (10 inn)
13-12	8/22/01 vs. CWS 5/6/10 at TEX

TEAM BATTING

Most runs	
26	9/9/04 at DET (G1)
23	4/6/74 vs. MIN

Royals score in every inning	
all 8 inn	9/14/98 vs. OAK

Most RBI	
25	9/9/04 at DET (G1)
21	4/6/74 vs. MIN

Most hits	
26	9/9/04 at DET (G1)
24	6/15/76 at DET

Most singles	
21	7/29/95 vs. DET (16 inn)
20	6/24/90 at MIN

Most doubles	
11	8/11/03 vs. NYY
9 (3x) last	7/3/11 at COL

* tied MLB record for 9-inning game

Most triples	
5	8/7/74 vs. MIN (G2) 6/4/78 vs. CWS

Most home runs	
6	7/14/91 at DET 5/21/03 at SEA 7/27/20 at DET

Most extra-base hits	
12	5/13/79 at CWS 7/3/11 at COL
11 (5x) last	8/6/20 vs. CHC

Most stolen bases	
8	8/1/98 vs. BAL
7 (5x) last	6/22/23 at TB

Most walks	
15	9/4/75 at CWS
14	6/6/91 vs. TEX (18 inn)

Most intentional walks	
6	6/6/91 vs. TEX (18 inn)

Most intentional walks (9 inn)	
3 (19x) last	8/17/12 vs. CWS

Most strikeouts	
20	4/21/19 at NYY (10 inn)
19	9/18/19 at OAK (11 inn)
18 (3x) last	7/24/20 at CLE

Most total bases	
40	7/14/91 at DET
39	7/3/11 at COL

Most hit-by-pitches	
5	9/3/89 at TEX
4 (3x) last	8/22/22 vs. CWS

Most sacrifice hits	
4	7/28/76 at CAL (15 inn) 6/6/91 vs. TEX (18 inn) 4/28/96 at BOS

Most sacrifice flies	
4	9/17/79 vs. CAL 4/21/06 vs. CLE 6/11/14 vs. CLE

Most left on base	
25	6/6/91 vs. TEX (18 inn)
23	5/18/95 vs. SEA (14 inn)

Most left on base (9 inn)	
17	5/26/72 at CAL 9/15/84 at SEA

Fewest left on base	
0	7/18/70 vs. CLE 7/6/90 at DET 7/14/96 vs. CWS 6/2/00 at PIT 7/30/07 at MIN 9/30/22 at CLE 5/19/23 at CWS

Grounded into double plays	
6	4/21/09 at CLE

TEAM PITCHING

Most pitchers used	
9	7/13/12 vs. CWS (14 inn) 9/29/12 at CLE (14 inn) 9/16/14 vs. CWS 5/15/16 vs. ATL (13 inn) 3/29/18 vs. CWS 6/21/22 at LAA (11 inn)

Runs allowed	
22	4/12/94 vs. BOS
21	6/18/00 vs. OAK 8/25/04 at ANA

Hits allowed	
27	5/27/04 vs. DET
26	8/27/72 at NYY (G2) (16 inn) 9/6/13 vs. DET

Home runs allowed	
7	8/26/23 at SEA

Extra-base hits allowed	
13	6/21/15 vs. BOS
12	5/11/96 at SEA

Stolen bases allowed	
7	5/28/80 at OAK
6 (6x) last	7/28/15 at CLE

Walks	
14	9/10/76 at MIN 5/14/80 at NYY 6/10/02 vs. FLA (14 inn) 8/5/06 vs. MIN

Intentional walks	
4 (7x) last	7/25/19 vs. CLE

Strikeouts	
17	5/2/70 vs. CLE (17 inn) 5/25/86 vs. CWS (17 inn) 9/16/13 vs. CLE 5/15/16 vs. ATL (13 inn) 8/1/16 at TB

Hit Batters	
4 (7x) last	8/12/18 vs. STL

Wild pitches	
5 (4x) last	6/7/21 at LAA

Most left on base	
20	6/6/91 vs. TEX (18) 9/29/12 at CLE (14)

Most left on base (9 inn)	
18	5/1/85 vs. CLE

Fewest left on base	
0 (16x) last	5/14/23 at MIL

TEAM DEFENSE

Most errors	
8	5/13/74 at OAK

Grounded into double plays turned	
6	5/6/72 at BAL 4/30/09 vs. TOR

SINGLE-GAME PLAYER RECORDS

PLAYER BATTING	
Hits	
6	Bob Oliver, 5/4/69 at CAL Kevin Seitzer, 8/2/87 vs. BOS Joe Randa, 9/9/04 at DET (G1)
Runs	
6	Joe Randa, 9/9/04 at DET (G1)
At-bats	
8 (13x) last	Hal Morris, Jose Offerman, Dean Palmer 6/10/98 vs. MIL (15 inn)
At-bats (9 inn)	
7	Joe Randa, 9/9/04 at DET (G1) Whit Merrifield, 7/26/17 at DET
Singles	
5 (11x) last	Andrew Benintendi, 9/15/21 vs. OAK
Doubles	
4	Johnny Damon, 7/18/00 vs. CHC
Triples	
2 (32x) last	Whit Merrifield, 5/2/19 vs. TB
Home runs	
3	John Mayberry, 7/1/75 at TEX Tony Solaita, 9/7/75 at CAL (11 inn) John Mayberry, 6/1/77 at TOR George Brett, 7/22/79 at TEX George Brett, 4/20/83 at DET Bo Jackson, 7/17/90 at NYY Danny Tartabull, 7/6/91 vs. OAK Kendrys Morales, 9/20/15 at DET Lorenzo Cain, 5/10/16 at NYY
Extra-base hits	
4	Hal McRae, 8/27/74 vs. CLE (G1) George Brett, 5/28/79 vs. BAL (16 inn) Lonnie Smith, 9/18/86 at CAL Johnny Damon, 7/18/00 vs. CHC David Lough, 6/30/13 at MIN Kendrys Morales, 9/20/15 at DET
Total bases	
15	Kendrys Morales, 9/20/15 at DET
RBI	
9	Mike Moustakas, 9/12/15 at BAL
Walks	
5	Alex Gordon, 7/30/08 at OAK (10 inn) Alex Gordon, 6/17/12 at STL (15 inn)
Walks (9 inn)	
4 (11x) last	David DeJesus, 8/12/06 at CLE (G2)
Intentional walks	
3	George Brett, 7/27/85 vs. CLE Mike Sweeney, 5/9/04 at BOS
Strikeouts	
5	Bo Jackson, 4/18/87 at NYY Greg Gagne, 8/28/93 vs. BOS (11 inn) Bob Hamelin, 5/24/85 at TOR Salvador Perez, 8/19/18 at CWS Jorge Soler, 4/21/19 at NYY (10 inn)
Stolen bases	
5	Amos Otis, 9/7/71 vs. MIL

Hit-by-pitches	
3	Matt Beaty, 9/2/23 vs. BOS
Sacrifice hits	
3	Larry Owen, 5/12/87 at TOR
Sacrifice flies	
2 (42x) last	MJ Melendez, 8/7/22 vs. BOS
Double plays grounded into	
3	Joe Vitiello, 6/17/96 at MIL George Scott, 7/5/79 at BOS Lou Piniella, 6/24/72 vs. MIN Jerry Adair, 8/26/69 at BOS

PLAYER PITCHING	
Strikeouts	
16	Danny Duffy, 8/1/16 at TB
Hits allowed	
15 (5x) last	Sean O'Sullivan, 5/28/11 at TEX
Walks	
9	Dick Drago, 5/22/70 vs. MIL Dan Reichert, 9/7/00 vs. NYY Runelvys Hernández, 8/5/06 vs. MIN
Home runs allowed	
5	Sean O'Sullivan, 5/28/11 at TEX Chris Young, 5/9/16 at NYY Jakob Junis, 4/26/18 vs. CWS Brady Singer, 9/11/21 at MIN
Runs allowed	
14	Vin Mazzaro, 5/16/11 vs. CLE
Unearned runs allowed	
7 (4x) last	Runelvys Hernández, 9/24/06 vs. DET
Balks	
2 (11x) last	Luke Hochevar, 4/20/11 vs. CLE
Hit batters	
3 (15x) last	Jakob Junis, 7/2/18 vs. CLE
Wild pitches	
3 (26x) last	Cole Ragans, 9/10/23 at TOR
Innings pitched	
13.0	Larry Gura, 5/21/80 vs. OAK (14 inn)
Pitches thrown (since 1988)	
155	Mark Gubicza, 7/28/89 vs. BAL (13 inn)
Pickoffs	
2 (31x) last	James Shields, 5/29/14 at TOR (10 inn)

PLAYER DEFENSE	
Double plays (as a first baseman)	
6	Bob Oliver, 5/14/71 vs. OAK John Mayberry, 5/6/72 at BAL Billy Butler, 4/30/09 vs. TOR
Double plays (as a second baseman)	
5	Frank White, 8/12/86 vs. BOS Jose Offerman, 8/28/98 at BAL Donnie Murphy, 9/24/04 at CWS

SINGLE-GAME PLAYER RECORDS (CONT.)

PLAYER DEFENSE (CONT.)

Double plays (as a third baseman)	
3	Paul Schaal, 4/25/71 vs. CLE Cookie Rojas, 5/15/77 vs. TEX George Brett, 4/12/83 vs. BOS Greg Pryor, 9/5/84 vs. MIN Joe Randa, 6/10/01 vs. ARI Mike Moustakas, 7/2/13 vs. CLE

Double plays (as a shortstop)

5	Fred Patek, 5/6/72 at BAL Fred Patek, 8/2/74 vs. TEX Mendy López, 8/28/98 at BAL Alcides Escobar, 6/12/11 at LAA Adalberto Mondesi, 7/8/18 vs. BOS
---	--

Putouts (as a catcher)

18	Salvador Perez, 5/15/16 vs. ATL (13 inn) Salvador Perez, 4/1/21 vs. TEX (Opening Day)
----	--

Putouts (as a first baseman)

25	Steve Balboni, 4/18/85 vs. BOS (14 inn)
----	---

Putouts (as a first baseman, 9 innings)

19	Bob Oliver, 4/24/71 vs. CLE Steve Balboni, 8/26/85 vs. TEX Steve Balboni, 6/6/87 at SEA Pat Tabler, 4/27/89 vs. NYY Calvin Pickering, 9/5/04 at MIN
----	---

Putouts (as an outfielder)

10	Amos Otis, 5/1/79 vs. TEX Willie Wilson, 5/25/86 vs. CWS (17 inn) Carlos Beltrán, 9/17/98 at CWS Carlos Beltrán, 4/11/00 vs. BAL (12 inn) Jarrod Dyson, 9/27/10 vs. MIN Jarrod Dyson, 8/10/14 vs. SF
----	---

Assists (as an outfielder)

3	Mark Teahen, 5/5/07 vs. DET
---	-----------------------------

WIN/LOSS STREAKS

TEAM GENERAL

Wins	
16	Aug. 31-Sept. 15, 1977
14	July 23-Aug. 5, 1994
10	Aug. 17-26, 1977 July 14-24, 1978 June 6-18, 2014
Losses	
19	July 28-Aug. 19, 2005
13	May 12-25, 2006
12	June 28-July 13, 1997 May 19-30, 2008 April 11-24, 2012
Wins to begin season	
9	March 31-April 12, 2003
7	April 6-13, 2015
Losses to begin season	
7	April 6-13, 1992
5	April 5-10, 1993
Wins at home	
13	July 10-Aug. 7, 1977 July 17-Aug. 5, 1994
12	Sept. 26, 2002-May 5, 2003
Losses at home	
11	Sept. 21, 2011-April 23, 2012 May 6-June 4, 2013
10	April 10-28, 2018 April 4-May 2, 2023
Wins on the road	
11	Sept. 5-25, 1977
Losses on the road	
13	Oct. 2, 2005-May 3, 2006

Wins vs. single opponent

15 vs. BAL	July 26, 1987-April 11, 1989
------------	------------------------------

Losses vs. single opponent

23 vs. BAL	May 10, 1969-Aug. 2, 1970
------------	---------------------------

Wins at home vs. single opponent

11 vs. DET	Aug. 3, 1988-June 29, 1990
------------	----------------------------

Losses at home vs. single opponent

12 vs. BAL	May 16, 1969-July 23, 1970
12 vs. OAK	May 31, 2003-April 30, 2006

Wins on the road vs. single opponent

10 at CWS	Sept. 26, 1972-Sept. 26, 1973
10 at LAA	June 23, 1995-Aug. 10, 1996

Losses on the road vs. single opponent

14 at DET	Aug. 5, 1987-May 21, 1990
14 at NYY	Aug. 7, 2002-April 13, 2006

Doubleheaders won

4	Aug. 5, 1984-Sept. 6, 1985
---	----------------------------

1-run games played

8	May 12-20, 1981
---	-----------------

1-run games won

11	July 3-Aug. 10, 1973
----	----------------------

Extra-inning games won

7	April 19-May 17 (G2), 1970
---	----------------------------

Series won

13	July 10-Aug. 20, 1980
----	-----------------------

Series unbeaten

16	July 10-Aug. 31, 1980
----	-----------------------

TEAM/PLAYER CONSECUTIVE RECORDS

TEAM BATTING

Consecutive hits	
9	5/7/80 at CWS (4th inn) (7 1B, 2 2B)

Consecutive hits, start of game	
7	4/22/88 vs. BAL (7 1B)

Consecutive batters to reach base	
13	9/9/04 at DET (3rd inn, G1) (9 1B, 1 2B, 3 BB)

Consecutive batters to reach base, start of game	
10	9/29/23 vs. NYY (5 1B, 2 2B, 1 HR, 2 BB)

Consecutive innings with a run, same game	
8	9/14/98 vs. OAK (1st-8th)
7	8/30/22 at CWS (2nd-8th)

Consecutive home runs	
3	8/19/84 at TEX (7th), Motley, White, Balboni 9/28/86 vs. OAK (4th), Brett, White, Quirk 4/9/00 vs. MIN (8th), Beltrán, Dye, Sweeney 6/29/01 at CLE (4th), Dye, Ibañez, Beltrán 5/31/02 at TEX (11th), Beltrán, Sweeney, Randa 5/25/06 vs. DET (1st), Graffanino, Berroa, Mientkiewicz 7/23/17 vs. CWS (4th), Merrifield, Bonifacio, Hosmer 5/8/18 at BAL (1st), Soler, Moustakas, Perez

Consecutive games with a home run	
15	April 6-22, 2001
13	May 2-14, 2023
12	Aug. 31-Sept. 10, 1985

Consecutive games without a home run	
14	Aug. 31-Sept. 14, 1974
13	Aug. 17-29, 1971

Consecutive games with a grand slam	
3	Aug. 25-27, 2021

Consecutive games with a stolen base	
14	May 8-21, 1976 June 1-14, 1976
12	June 19-30, 1980

Consecutive successful stolen base attempts	
24	May 29-June 20, 2019

Consecutive games without being shutout	
126	May 7-Sept. 19, 1980

Consecutive games shut out	
4	Aug. 25-28, 2017

Consecutive innings without a run	
45.0	Aug. 24-29, 2017 vs. COL (7), at CLE (27), vs. TB (11)

Consecutive innings without a hit	
12.0	May 14-15, 1973 April 12-14, 1989

TEAM PITCHING

Consecutive shutout wins	
2 (15x) last	May 17-19, 2015

Consecutive innings without a run allowed	
24.0	June 9-12, 1976 vs. DET (5), vs. BAL (19) May 17-20, 2015 vs. NYY (9), vs. CIN (15)

Consecutive complete games	
5	Aug. 21-26, 1979, Splittorff, Gura vs. NYY Chamberlain, Leonard, Splittorff vs. BOS

Consecutive games with HR allowed	
21	Aug. 20-Sept. 11, 2017

Consecutive games without HR allowed	
14	July 7-22, 1970

Consecutive innings without HR allowed	
135.1	July 6-23, 1970

TEAM FIELDING

Consecutive games with an error	
12	June 5-17, 1992

Consecutive games without an error	
16	July 31-Aug. 16, 2018

Consecutive games without an error, start of season	
11	April 7-21, 2022

Consecutive innings without an error	
153.0	July 29-Aug. 17, 2018

Consecutive games with a double play turned	
16	Sept. 10-28, 2022

Consecutive innings with a double play turned, same game	
4	9/19/83 at CAL (1st-4th) 4/30/09 vs. TOR (1st-4th)

PLAYER GENERAL

Consecutive games played	
533	Whit Merrifield, June 25, 2018-July 10, 2022

Consecutive games started	
450	Whit Merrifield, April 18, 2019-July 10, 2022

Consecutive successful stolen base attempts	
33	Carlos Beltrán, Sept. 28, 1999-Aug. 10, 2001 Whit Merrifield, April 11-Aug. 11, 2021

Stolen bases without being caught, season	
22	Alcides Escobar, 2013

PLAYER BATTING

Consecutive games with a hit	
31	Whit Merrifield, Sept. 10, 2018-April 10, 2019
30	George Brett, July 18-Aug. 18, 1980
27	Jose Offerman, July 11-Aug. 7, 1998

Consecutive games reaching safely	
51	George Brett, July 18-Sept. 19, 1980
43	Jose Offerman, July 11-Aug. 24, 1998
42	Jay Bell, April 14-June 1, 1997

Consecutive at-bats with a hit	
10	Joe Randa, June 8-12, 1999 (1 BB)

Consecutive plate appearances reaching base	
11	Amos Otis, April 30-May 2, 1970 (8 H, 3 BB) Steve Braun, Aug. 7-17, 1978 (5 H, 6 BB) Joe Randa, June 8-12, 1999 (10 H, 1 BB) Adalberto Mondesi, Sept. 24-26, 2020 (9 H, 2 BB)

Consecutive extra-base hits	
11	Hal McRae, May 19-28, 1977 (6 2B, 1 3B, 4 HR)

PLAYER CONSECUTIVE RECORDS

PLAYER BATTING (CONT.)

Consecutive at-bats without a hit

51	Bill Butler, July 6, 1969-May 24, 1970
44	Joe Keough, April 16-May 16, 1969

Consecutive multi-hit games

8	Fred Patek, Aug. 21-29, 1971
	Willie Wilson, July 12-22, 1985
	Hal Morris, April 10-17, 1998

Consecutive series with a hit

131	Billy Butler, April 10, 2009-June 26, 2011
-----	--

Consecutive games with a run scored

14	Johnny Damon, Aug. 5-19, 2000
----	-------------------------------

Consecutive games with an extra-base hit

8	Danny Tartabull, June 25-July 3, 1991
---	---------------------------------------

Consecutive games with a home run

5	Mike Sweeney, June 25-29, 2002
	Salvador Perez, Aug. 25-29, 2021

Consecutive at-bats with a home run

4	Bo Jackson, July 17, 1990 at NYY (last 3 AB)- Aug. 26, 1990 vs. SEA (first AB)
---	---

Consecutive plate appearances without a home run

829	Chris Getz, April 5, 2010-April 14, 2013
-----	--

Consecutive games with an RBI

13	Mike Sweeney, June 23-July 4, 1999
----	------------------------------------

Consecutive games with a walk

14	Jeff King, April 17-May 4, 1977
----	---------------------------------

Consecutive games without a walk, season

65	Tony Peña Jr, May 6-July 25, 2007 (244 PA)
----	--

Consecutive plate appearances with a walk

6	Terry Shumpert, Aug. 28-31, 1991
---	----------------------------------

Consecutive games without a strikeout (min. 1 AB/SF)

33	Gail Hopkins, Sept. 17, 1971-July 8, 1972
----	---

Consecutive plate appearances without a strikeout

123	George Brett, July 1-31, 1976
-----	-------------------------------

Consecutive games with a strikeout

22	Mark Teahen, June 16-July 14, 2007
----	------------------------------------

Consecutive plate appearances with a strikeout

9	Steve Balboni, Aug. 20-24, 1984
	Bo Jackson, Sept. 16-19, 1988

Consecutive at-bats with a strikeout

11	Steve Balboni, Aug. 20-24, 1984
----	---------------------------------

Consecutive hits as a pinch hitter

5	Richie Scheinblum, May 30-June 7, 1972
---	--

PLAYER PITCHING

Consecutive winning decisions, starter

11	Rich Gale, June 17-Aug. 23, 1980 (12 GS)
----	--

Consecutive winning decisions, reliever

12	Doug Bird, Sept. 1, 1975-July 28, 1977 (36 G)
----	---

Consecutive losing decisions

11	Jordan Lyles, April 1-June 19, 2023 (15 GS)
----	---

Consecutive wins, all appearances as a starter

9	Zack Greinke, Sept. 13, 2008-May 4, 2009
8	Rich Gale, July 15-Aug. 23, 1980
	Bret Saberhagen, July 26-Aug. 31, 1989
	David Cone, April 15-May 22, 1994

Consecutive losses, all appearances as a starter

8	Jeff Suppan, July 23-Sept. 1, 2002
	Kyle Davies, April 23-July 18, 2011

Consecutive appearances with a decision

26	Dennis Leonard, Aug. 26, 1977-June 23, 1978 (14-12)
----	---

Consecutive appearances with a save

14	Jeff Montgomery, July 8-Sept. 9, 1994
	Greg Holland, July 26-Aug. 22, 2014

Consecutive complete games

7	Dick Drago, July 15-Aug. 13, 1971
	Dennis Leonard, Sept. 3-Oct. 2, 1977

Consecutive team games appeared in

6	Ted Abernathy, Sept. 13 (G1)-20, 1970
---	---------------------------------------

Consecutive hitless innings

16.0	Steve Busby, June 14-24, 1974 (3 games)
------	---

Consecutive shutouts

3	David Cone, May 11-22, 1994
---	-----------------------------

Consecutive scoreless innings, starter

38.0	Zack Greinke, Sept. 18, 2008-April 24, 2009
------	---

Consecutive scoreless innings, reliever

31.2	Wade Davis, June 27-Sept. 15, 2014
------	------------------------------------

Consecutive innings, no earned runs allowed

43.0	Zack Greinke, Sept. 18, 2008-April 24, 2009
------	---

Consecutive innings, no home runs allowed

133.1	Mark Gubicza, Sept. 21, 1988-June 7, 1989
-------	---

Consecutive innings, no home runs allowed in relief

125.2	Wade Davis, Sept. 4, 2013-July 28, 2015
-------	---

Consecutive innings, no walks issued

44.1	Doug Bird, May 28-July 1, 1976
------	--------------------------------

Consecutive home runs allowed

3	Dennis Leonard, June 19, 1979 at OAK
	Brad Rigby, April 9, 2000 vs. MIN
	Dan Murray, June 16, 2000 vs. OAK
	Chad Durbin, June 23, 2000 at OAK
	Zack Greinke, Aug. 27, 2004 at SEA
	Joel Peralta, Aug. 14, 2008 at CWS
	Sean O'Sullivan, May 28, 2011 at TEX
	Jordan Lyles, April 23, 2023 at LAA

Consecutive strikeouts

8	Blake Stein, June 17, 2001 at MIL
---	-----------------------------------

Consecutive batters retired

33	Steve Busby, June 19, 1974 at MIL (last 24 BF)- June 24, 1974 vs. CWS (first 9 BF)
----	---

Longest perfect game bid

8.0 IP (24 BF)	Jorge López, Sept. 8, 2018 at MIN
7.0 IP (21 BF)	Bret Saberhagen, Aug. 26, 1991 vs. CWS

Consecutive batters faced without allowing a hit

54	Steve Busby, June 14-24, 1974 (3 games)
----	---

PLAYER CONSECUTIVE RECORDS (CONT.)

PLAYER PITCHING (CONT.)

Consecutive relief appearances with a strikeout

32 Jeff Montgomery, June 18-Sept. 5, 1989

Consecutive appearances with a strikeout

157 Mark Gubicza, Aug. 30, 1986-April 9, 1992

PLAYER FIELDING

Consecutive errorless games, pitcher

125 Al Fitzmorris, June 21, 1971-July 3, 1975

Consecutive errorless games, catcher

162 Salvador Perez, Sept. 4, 2017-April 18, 2021

Consecutive errorless games, first baseman

120 Eric Hosmer, Aug. 15, 2016-July 3, 2017

Consecutive errorless games, second baseman

77 Mark Grudzielanek, April 3-July 8, 2006

Consecutive errorless games, third baseman

75 Joe Randa, Sept. 8, 2002-June 19, 2003

Consecutive errorless games, shortstop

76 Adalberto Mondesi, Aug. 2, 2020-April 26, 2022

Consecutive errorless games, outfielder

240 David DeJesus, Sept. 16, 2008-July 22, 2010

Consecutive putouts by an outfielder, same game

5 Willie Wilson, May 14, 1982 vs. TEX
Michael Tucker, Aug. 2, 2003 vs. TB

INNING RECORDS

TEAM BATTING

Plate appearances

16 Aug. 6, 1979 at TOR (7th)
June 17, 2003 vs. MIN (6th)
Sept. 9, 2004 at DET (GI) (3rd)

Runs

12 June 17, 2003 vs. MIN (6th)

Runs, Extra inning

7 July 12, 1972 at BAL (10th)

Hits

11 Aug. 2, 1986 at BOS (7th)
Aug. 23, 2006 vs. CLE (1st)

Extra-base hits

5 April 23, 1993 vs. BAL (2nd)
July 5, 1993 vs. BAL (8th)
May 26, 2000 vs. ANA (6th)
Aug. 22, 2001 vs. CWS (1st)
Sept. 1, 2001 vs. TEX (6th)
May 25, 2006 vs. DET (1st)
Aug. 6, 2020 vs. CHC (3rd)

Home runs

4 May 26, 2000 vs. ANA (6th)
June 29, 2001 at CLE (4th)
May 8, 2018 at BAL (1st)

Stolen bases

4 June 10, 1980 at CLE (3rd)
Sept. 17, 1980 vs. CAL (1st)
May 12, 1996 at SEA (1st)
May 26, 2002 vs. TEX (3rd)

Walks

6 Sept. 20, 1972 at CAL (1st)
June 3, 1981 vs. SEA (5th)
Aug. 23, 1988 at TEX (9th)
June 26, 1999 vs. CLE (8th)
June 10, 2005 at ARI (8th)

TEAM PITCHING

Pitchers used

5 May 14, 1971 vs. OAK (9th)
Sept. 13, 1972 vs. CWS (8th)

Runs allowed

12 April 11, 1987 vs. NYY (7th)

Hits allowed

11 April 11, 1987 vs. NYY (7th)

Home runs allowed

4 May 28, 2000 vs. ANA (5th)
Aug. 14, 2008 at CWS (6th)
July 11, 2010 at CWS (3rd)
Aug. 15, 2023 vs. SEA (4th)

PLAYER BATTING

Runs

2 (36x) last Edward Olivares, May 8, 2023 vs. CWS (6th)

Hits

2 (104x) last Maikel Garcia, Salvador Perez,
Sept. 29, 2023 vs. NYY (1st)

Extra-base hits

2 Frank White, April 19, 1977 vs. MIN (5th)
Jermaine Dye, Aug. 30, 1997 vs. STL (4th)
Salvador Perez, Aug. 15, 2015 vs. LAA (2nd)

Home runs

1 (6,802x) last Dairon Blanco, Oct. 1, 2023 vs. NYY (4th)

Stolen bases

3 Chris Stynes, May 12, 1996 (1st)

Walks

2 (18x) last Carlos Santana, June 4, 2021 vs. MIN (1st)

PLAYER PITCHING

Runs allowed

11 Luke Hudson, Aug. 13, 2006 at CLE (1st)

Hits allowed

8 Chris George, July 24, 2004 at CLE (2nd)
Luke Hudson, Aug. 13, 2006 at CLE (1st)
Vin Mazzaro, May 16, 2011 vs. CLE (4th)
Luke Hochevar, April 13, 2012 vs. CLE (1st)
Vin Mazzaro, July 3, 2012 at TOR (4th)
Jeremy Guthrie, Sept. 8, 2014 at DET (3rd)

Home runs allowed

4 Anthony Lerew, July 11, 2010 at CWS (3rd)
Jordan Lyles, Aug. 15, 2023 vs. SEA (4th)

RECORD ON DATE

MARCH/APRIL						
28	29	30	31	1	2	3
1-0	0-1	1-1	3-4	2-4	4-8	9-9
4	5	6	7	8	9	10
6-12	12-14	10-17	18-13	23-14	21-24	23-19
11	12	13	14	15	16	17
18-24	19-21	24-20	21-23	20-19	18-27	18-28
18	19	20	21	22	23	24
16-29	17-25	18-30	13-29	21-27	19-23	18-29
25	26	27	28	29	30	
23-17	21-27	16-26	23-21	19-26	21-26	

MAY						
1	2	3	4	5	6	7
24-26	19-27	19-29	21-26	26-22	13-31	22-24
8	9	10	11	12	13	14
21-28	21-28	19-28	19-24	26-20	28-23	27-28
15	16	17	18	19	20	21
27-21	21-27	25-21	22-26	22-26	16-32	19-28
22	23	24	25	26	27	28
18-33	20-25	23-18-1	26-25	26-22	22-28	22-25
29	30	31				
22-26	22-24	25-23-1				

JUNE						
1	2	3	4	5	6	7
25-22	18-27	24-22	26-25	21-32	20-27	25-25
8	9	10	11	12	13	14
19-29	23-24	24-25	25-19	23-23	30-21	22-24
15	16	17	18	19	20	21
31-18	24-26	26-20	29-25	21-24	19-31	14-27
22	23	24	25	26	27	28
20-28	25-23	23-27	23-24	22-24	27-24	22-27
29	30					
24-29	21-29					

JULY						
1	2	3	4	5	6	7
17-33	28-27	24-29	27-26	26-24	20-29	24-26
8	9	10	11	12	13	14
17-26	21-21	13-23	15-23	11-19	13-22	20-14
15	16	17	18	19	20	21
19-24	21-23	21-26	22-27	20-27	29-23	24-23
22	23	24	25	26	27	28
28-21	25-24	30-19	27-24	23-28	26-24	26-26
29	30	31				
20-31	22-28	26-25				

AUGUST						
1	2	3	4	5	6	7
25-24	21-27	26-24	28-25	23-27	30-23	26-26
8	9	10	11	12	13	14
22-32	34-18	29-23	27-21	24-27	25-24	21-29
15	16	17	18	19	20	21
25-25	29-24	28-23	25-22	23-30	21-27	24-26
22	23	24	25	26	27	28
26-24	18-30	23-28	27-23	28-25	22-27	26-23
29	30	31				
26-23	22-26	21-27				

SEPTEMBER						
1	2	3	4	5	6	7
24-30	20-28	30-20	25-30	20-30	18-33	26-20
8	9	10	11	12	13	14
23-27	18-31	23-25	30-20	25-20	30-19	29-22
15	16	17	18	19	20	21
26-24	21-28	27-23	23-27	22-31	26-26	28-24
22	23	24	25	26	27	28
27-25	20-26	29-22	20-29	27-23	21-32	15-35
29	30					
28-16	18-19					

OCTOBER/NOVEMBER*						
1	2	3	4	5	6	7
16-16	14-14	8-14	8-5	5-4	1-6	2-2
8	9	10	11	12	13	14
1-3	2-4	3-0	2-1	1-2	2-0	2-2
15	16	17	18	19	20	21
2-1	2-0	2-0	1-0	0-3	1-1	0-3
22	23	24	25	26	27	28
2-0	1-1	2-0	0-1	1-1	2-0	2-0
29	30	31	1			
0-1	0-1	1-0	1-0			

*including postseason

BEST/WORST RECORDS BY DATE							
Most wins		Most losses		Best win percentage+		Worst win percentage+	
34	Aug. 9	35	Sept. 28	.654 (34-18)	Aug. 9	.295 (13-31)	May 6
31	June 15	33	May 22	.636 (28-16)	Sept. 29	.300 (15-35)	Sept. 28
30	June 13		July 1	.633 (31-18)	June 15	.310 (13-29)	April 21
	July 24		Sept. 6	.622 (23-14)	April 8	.333 (4-8)	April 2
	Aug. 6	32	May 20	.615 (8-5)	Oct. 4	.333 (6-12)	April 4
	Sept. 3		June 5			.333 (16-32)	May 20
	Sept. 11		Aug. 8				
	Sept. 13		Sept. 27				

+min. 10 games

MONTHLY RECORDS

YEAR	MARCH	APRIL	MAY	JUNE	JULY	AUG.	SEPT.	OCT.
1969	-	9-10	12-15	10-18	11-18	10-17	15-15	2-0
1970	-	7-12	12-15	7-19	12-19	13-16	14-15	0-1
1971	-	11-11	12-11	15-12	14-16	18-12	15-14	-
1972	-	6-8	7-16	18-9	15-16	14-14	15-13	1-2
1973	-	13-8	14-15	15-15	18-10	14-12	14-14	-
1974	-	8-11	17-11	12-14	14-14	18-13	8-20	0-2
1975	-	11-9	16-11	14-14	15-14	16-12	19-11	-
1976	-	5-7	20-10	19-10	17-12	17-14	12-16	0-3
1977	-	11-8	10-15	17-12	18-8	20-11	25-5	1-1
1978	-	14-5	11-14	13-17	20-8	13-16	20-10	1-0
1979	-	11-10	17-11	14-14	10-17	19-11	14-14	-
1980	-	10-8	17-10	17-12	18-9	23-7	8-18	4-1
1981	-	3-10	12-15	5-5	-	10-11	18-10	2-2
1982	-	11-8	14-13	16-11	15-12	21-11	11-16	2-1
1983	-	10-7	11-13	14-14	13-15	16-18	13-15	2-1
1984	-	8-11	12-15	13-14	17-15	17-12	17-11	-
1985	-	11-8	14-13	12-14	17-10	15-12	18-12	4-2
1986	-	9-10	14-14	14-15	9-17	14-14	13-15	3-1
1987	-	9-10	18-9	12-16	10-18	16-13	15-13	3-0
1988	-	12-10	11-17	17-10	12-15	18-10	14-13	0-2
1989	-	16-8	14-13	14-12	13-14	21-8	14-14	0-1
1990	-	6-12	14-14	11-16	17-12	17-12	10-18	0-2
1991	-	8-11	13-14	12-15	16-10	18-11	14-15	1-4
1992	-	3-17	14-14	15-12	13-14	14-14	12-16	1-3
1993	-	9-14	16-9	13-15	16-12	15-14	13-13	2-1
1994	-	9-11	16-13	15-13	18-10	6-4	-	-
1995	-	2-2	14-13	15-10	10-18	17-13	12-17	0-1
1996	-	9-18	15-12	10-17	14-13	14-15	13-11	-
1997	-	11-12	12-16	13-13	8-19	11-18	12-16	-
1998	1-0	11-15	9-17	15-13	12-15	16-13	8-16	-
1999	-	9-11	14-15	9-18	11-16	8-21	12-15	1-1
2000	-	12-13	14-12	11-15	10-17	15-14	14-14	1-0
2001	-	10-15	10-18	13-13	9-18	12-17	7-14	4-2
2002	-	8-16	13-14	10-17	13-16	11-18	7-19	-
2003	1-0	16-7	10-19	15-12	15-11	13-15	13-15	-
2004	-	7-14	10-17	12-15	7-20	10-19	11-17	1-2
2005	-	6-18	8-19	12-14	12-16	5-21	12-17	1-1
2006	-	5-17	8-21	13-14	11-16	12-18	12-14	1-0
2007	-	8-18	11-17	15-12	13-12	13-15	9-19	-
2008	1-0	11-15	10-19	16-11	12-14	7-20	18-8	-
2009	-	12-10	11-17	10-16	7-19	10-19	15-13	0-3
2010	-	9-14	12-17	13-14	10-15	12-16	10-17	1-2
2011	0-1	14-12	10-17	9-18	13-14	10-19	15-10	-
2012	-	6-15	15-13	14-13	7-19	17-11	12-17	1-2
2013	-	14-10	8-20	16-11	15-10	16-15	17-10	-
2014	0-1	14-11	12-17	17-10	12-13	19-10	15-11	-
2015	-	15-7	14-12	15-11	17-11	19-9	11-17	4-0
2016	-	12-11	17-11	13-14	7-19	20-9	12-15	0-2
2017	-	7-16	15-14	17-9	16-10	10-18	15-14	0-1
2018	0-2	7-19	13-15	5-21	8-16	10-18	15-13	-
2019	2-1	7-19	10-18	10-17	11-15	8-19	11-14	-
2020	-	-	-	-	3-5	11-16	12-13	-
2021	-	15-9	11-17	7-20	12-12	14-14	14-14	1-2
2022	-	7-12	9-20	11-15	13-15	13-16	10-16	2-3
2023	0-1	7-21	10-17	6-20	9-16	9-19	14-12	1-0
TOT	5-6	511-631	683-794	696-751	685-765	775-784	719-764	48-52
PCT	.455	.447	.462	.481	.472	.497	.485	.480

Most wins in each month are in **BOLD**

MONTHLY RECORDS (CONT.)

TEAM GENERAL

Most wins

25 Sept. 1977

Most losses

21 Aug. 1999, Aug. 2005, May 2006, June 2018, April 2023

Best record (min. 15 G)

25-5 (.833) Sept. 1977

Worst record (min. 15 G)

3-17 (.150) April 1992

TEAM BATTING

Most runs

177 Aug. 1979

Fewest runs (min. 15 G)

50 April 1969

Most home runs

43 Aug. 1987, Aug. 1997

Most doubles

74 July 1990

Most triples

17 Sept. 1977, May 1979, Aug. 1979

Best batting average

.332 July 1980

Worst batting average

.193 June 2018

PLAYER BATTING

Most hits, by month

April	43	Hal Morris, 1998
May	48	George Brett, 1976
June	45	George Brett, 1976
July	51	Johnny Damon, 2000
Aug.	52	George Brett, 1980
Sept.	45	Willie Wilson, 1981

Most home runs, by month

April	11	Jermaine Dye, 2000
May	9	Gary Gaetti, 1995
		Salvador Perez, 2023
June	11	Mike Sweeney, 2001
July	12	John Mayberry, 1975
Aug.	12	Chili Davis, 1997
		Salvador Perez, 2021
Sept.	10	Jorge Soler, 2019
		Salvador Perez, 2021

Most RBI, by month

April	28	Jermaine Dye, 2000
May	30	John Mayberry, 1973
June	30	John Mayberry, 1972
July	32	John Mayberry, 1975
		Jermaine Dye, 1999
Aug.	31	Mike Sweeney, 2000
Sept.	30	Al Cowens, 1977
		Jeff King, 1997
		Kendrys Morales, 2016

Best batting average, by month (min. 50 PA)

April	.460 (29x63)	George Brett, 1983
May	.429 (27x63)	Paulo Orlando, 2016
June	.471 (32x68)	John Mayberry, 1972
July	.494 (42x85)	George Brett, 1980
Aug.	.430 (52x121)	George Brett, 1980
Sept.	.413 (43x104)	Amos Otis, 1978

PLAYER PITCHING

Most innings pitched, by month

April	46.2	Mark Gubicza, 1989
May	63.1	Dennis Leonard, 1976
June	67.0	Dick Drago, 1973
July	58.2	Dennis Leonard, 1978
Aug.	58.0	Larry Gura, 1980
Sept.	59.1	Dennis Leonard, 1978

Best ERA, by month (min. 25.0 IP)

April	0.50 (2 ER/36.0 IP)	Zack Greinke, 2009
May	1.38 (4 ER/26.0 IP)	Steve Farr, 1986
June	1.18 (5 ER/38.0 IP)	Mark Gubicza, 1988
July	1.09 (4 ER/33.0 IP)	Luis Aquino, 1991
Aug.	0.60 (2 ER/30.0 IP)	Larry Gura, 1981
Sept.	0.34 (1 ER/26.1 IP)	Tom Murphy, 1972

Most strikeouts, by month

April	44	Zack Greinke, 2009
May	48	Kevin Appier, 1995
June	55	Dennis Leonard, 1977
July	48	Bob Johnson, 1970
Aug.	53	Cole Ragans, 2023
Sept.	49	Dennis Leonard, 1977

Most wins, by month

April	5	Zack Greinke, 2009
May	5 (5x) last	David Cone, 1994
June	6	Jason Vargas, 2017
July	5 (11x) last	José Lima, 2003
Aug.	7	Bret Saberhagen, 1989
Sept.	6	Dennis Leonard, 1978
		Bret Saberhagen, 1989

Most saves, by month

April	9	Mike MacDougal, 2003
May	10	Jeff Montgomery, 1993
June	11	Jeff Montgomery, 1992
July	11	Greg Holland, 2013
Aug.	11	Dan Quisenberry, 1980
		Greg Holland, 2014
Sept.	11	Greg Holland, 2013

Royals records for any month in **BOLD**

DOUBLEHEADER RECORDS & HISTORY

LET'S PLAY TWO!

The Royals have played twice on one day 243 times in their 55-year history, including 215 traditional doubleheaders and 28 day/night double dips. They are 74-55-114 in doubleheaders, which means they've swept 74 times, have been swept 55 times and have tied 114 times. The Royals are 68-48-99 in traditional doubleheaders and 6-7-15 in day/night doubleheaders. They went 0-1-1 in two doubleheaders in 2023, and were swept by the Rays in a July 15 double dip that snapped a stretch of nine doubleheaders in which the Royals went unbeaten (2-0-7) dating back to 2019.

Traditional doubleheaders are single-admission games played one after the other, in which Game 2 starts approximately 30 minutes after Game 1 ends. Day/night doubleheaders (also known as split doubleheaders) call for fans to exit the ballpark after Game 1 (played during the day) and pay for a separate ticket for Game 2 (played at night). The Royals first day/night doubleheader was on July 14, 1990 at Fenway Park, and they have hosted 10 day/night double dips at Kauffman Stadium, the first on April 28, 2013 vs. Cleveland.

Of the Royals 243 doubleheaders, 81 were originally scheduled (and not caused by a postponement), but the Royals last originally-scheduled double dip came more than 37 years ago, on Sept. 15, 1985 at Oakland. The Royals have played doubleheaders made necessary by postponements due to rain, snow and cold temperatures. Beyond weather postponements, the Royals have been forced into playing a DH due to:

- + On Aug. 8, 1985, the Royals and Tigers played a doubleheader following a two-day player strike.
- + On June 4, 1999, an electrical explosion at Kauffman Stadium forced the Royals and Reds to play two games the following day.
- + One month later, on July 15, 1999, a crane accident during the construction of Miller Park in Milwaukee, which sat adjacent to County Stadium, prompted the Royals and Brewers to play a doubleheader the next day.
- + In the week following the Sept. 11, 2001 terrorist attacks, two of the Royals six postponed games were made up as part of a doubleheader in Detroit at the end of the season.
- + On Aug. 2, 2007, a bridge collapsed on I-35W in Minneapolis, forcing the Royals and Twins to play a doubleheader four weeks later.
- + On April 19, 2013, the Boston Marathon bombing resulted in a Royals/Red Sox DH two days later.
- + On April 16, 2018, a piece of ice pierced a hole through the roof at Toronto's Rogers Center, forcing the Royals and Blue Jays to play a twin bill the following day.
- + On Aug. 19, 2020, the Royals and Reds played a doubleheader to make up a game that was postponed the previous day to allow for additional COVID testing within Cincinnati's organization following an outbreak.
- + The work stoppage that delayed the start of the 2022 season forced the Royals into two doubleheaders with the White Sox, including one on May 17 (rescheduled from April 4), and one on Aug. 9 (from April 6-7).

ROYALS IN DOUBLEHEADERS

W-L-T in all doubleheaders
74-55-114

W-L-T in traditional doubleheaders
68-48-99

W-L-T in split doubleheaders
6-7-15

W-L-T in doubleheaders at home
45-25-50

W-L-T in doubleheaders on the road
29-30-64

TEAM GENERAL

Players used
25 9/22/89 vs. SEA
9/14/99 vs. ANA

Pitchers used (duplicates not included)
9 9/4/08 vs. OAK (3, 6)
5/21/17 at MIN (6, 3)
5/14/21 at CWS (3, 6)
7/15/23 vs. TB (4, 5)*

Longest doubleheader, by innings
25 6/16/69 vs. OAK (13, 12)
8/27/72 at NYY (9, 16)

Longest doubleheader, by time
8 hr 11 min 6/23/91 vs. BAL
3:44 (10), 4:27 (12)

Longest doubleheader, by time (9 inn)
7 hr 7 min 7/1/17 vs. MIN (3:39, 3:28)

Shortest doubleheader, by time
4 hr 14 min 9/9/74 at OAK (2:10, 2:04)

TEAM BATTING

Most runs
26 9/9/04 at DET (26, 0)

Fewest runs
0 9/9/74 at OAK
4/19/87 at NYY

Most hits
33 7/14/89 at NYY (18, 15)
9/9/04 at DET (26, 7)

Fewest hits
6 9/9/74 at OAK (2, 4)

Most home runs
7 7/14/89 at NYY (5, 2)
5/21/17 at MIN (4, 3)

Most strikeouts
25 9/12/23 at CWS (14, 11)

TEAM PITCHING

Most runs allowed
25 6/18/69 vs. OAK (16, 9)

*day/night doubleheader

Fewest runs allowed
1 7/5/71 vs. CWS (1, 0)
8/4/71 vs. MIN (1, 0)
9/2/77 vs. MIL (1, 0)
8/13/91 at NYY (0, 1)

Most hits allowed
40 8/27/72 at NYY (14, 26)

Fewest hits allowed
5 9/2/77 vs. MIL (4, 1)

Most home runs allowed
6 5/26/02 vs. TEX (2, 4)

Most strikeouts
23 4/17/18 at TOR (10, 13)

PLAYER BATTING

Most Hits
7 Gerald Perry, 7/14/90 at BOS (4, 3)*
George Brett, 8/10/90 vs. MIL (4, 3)
Alex Gordon, 7/7/15 vs. TB (3, 4)*

Most Doubles
5 Hal McRae, 8/27/74 vs. CLE (3, 2)

Most HR
3 Bill Pecota, 7/14/89 at NYY (2, 1)
Salvador Perez, 5/21/17 at MIN (1, 2)

Most RBI
7 Hal McRae, 8/27/74 vs. CLE (6, 1)

DOUBLEHEADER RECORDS & HISTORY

ROYALS TO HR IN BOTH GAMES (17)

PLAYER	DATE/OPP
Lou Piniella+	4/20/69 vs. OAK
Bob Oliver+	6/16/69 vs. OAK
Ed Kirkpatrick	7/10/70 vs. CWS
Bob Oliver	7/24/70 at CLE
Bob Oliver	8/12/70 at BOS
Amos Otis	5/31/71 at BOS
Amos Otis	7/9/72 at CLE
John Mayberry	8/27/72 at NYY
Amos Otis	7/31/77 at CWS
Steve Balboni	7/2/84 at CLE
Frank White	7/27/84 at MIL
Bill Pecota	7/14/89 at NYY (2, 1)
Dean Palmer	9/11/98 vs. SEA
Eric Hosmer	8/16/13 at DET*
Salvador Perez	5/21/17 at MIN (1, 2)
Whit Merrifield	8/6/17 vs. SEA
Vinnie Pasquantino+	8/9/22 vs. CWS

*day/night doubleheader

+rookie

ROYALS TO EARN DECISION IN BOTH GAMES (14)

PITCHER	DATE/OPP
Ted Abernathy	7/3/70 at MIL (W, S)
Ted Abernathy	8/7/70 vs. MIL (S, S)
Tom Burgmeier	4/18/71 at MIL (W, L)
Tom Burgmeier	9/6/71 vs. MIL (S, W)
Tom Burgmeier	7/9/72 at CLE (S, S)
Ken Wright	7/18/72 vs. CLE (S, S)
Dan Quisenberry	8/10/79 vs. DET (W, S)
Dan Quisenberry	6/24/80 at MIN (L, S)
Dan Quisenberry	10/1/83 at OAK (S, S)
Cory Bailey	5/26/02 vs. TEX (W, W)
Roberto Hernández	7/15/02 vs. TEX (S, S)
Mike MacDougal	9/20/05 vs. DET (W, S)
Greg Holland	4/21/13 at BOS (S, S)*
Greg Holland	8/16/13 at DET (S, S)*

ROYALS DOUBLEHEADERS BY OPPONENT

OPPONENT	DH	W-L-T	OPPONENT	DH	W-L-T
Chicago White Sox	27	8-2-17	St. Louis Cardinals	1	0-0-1
Oakland Athletics	24	6-7-11	Washington Nationals#	1	0-1-0
Minnesota Twins	23	5-4-14	Colorado Rockies	1	1-0-0
Los Angeles Angels	22	10-8-4	Arizona Diamondbacks	-	-
Milwaukee Brewers@	22	11-2-9	Atlanta Braves	-	-
Cleveland Guardians	22	6-7-9	Chicago Cubs	-	-
Boston Red Sox	20	4-3-13	Houston Astros	-	-
Detroit Tigers	19	7-2-10	Los Angeles Dodgers	-	-
Texas Rangers*	16	9-2-5	Miami Marlins	-	-
New York Yankees	14	1-8-5	New York Mets	-	-
Baltimore Orioles	12	1-4-7	Philadelphia Phillies	-	-
Seattle Mariners	8	0-2-6	Pittsburgh Pirates	-	-
Toronto Blue Jays	6	3-1-2	San Diego Padres	-	-
Tampa Bay Rays	3	2-1-0	San Francisco Giants	-	-
Cincinnati Reds	2	0-1-1			

#1 game vs. Montreal Expos

@2 games vs. Seattle Pilots

*4 games vs. Washington Senators



Salvador Perez is one of 13 different Royals to homer in both games of a doubleheader

ROOKIE RECORDS

PLAYER BATTING

Games	161	Kevin Seitzer, 1987
At-bats	663	Carlos Beltrán, 1999
Plate appearances	725	Kevin Seitzer, 1987
Hits	207	Kevin Seitzer, 1987
Doubles	36	Alex Gordon, 2007
Triples	10	Tom Poquette, 1976
Home runs	24	Bob Hamelin, 1994
Extra-base hits	57	Bobby Witt Jr., 2022
RBI	108	Carlos Beltrán, 1999
Walks	84	Mike Fiore, 1969
Stolen bases	46	Willie Wilson, 1978
Batting average	.323	Kevin Seitzer, 1987
On-base percentage	.399	Kevin Seitzer, 1987
Slugging percentage	.599	Bob Hamelin, 1994
OPS	.987	Bob Hamelin, 1994
Longest hit streak	18	Maikel García, July 26-Aug. 16, 2023
	15	David DeJesus, July 30-Aug. 15, 2004 David DeJesus, Sept. 19-Oct. 3, 2004 Mike Moustakas, Aug. 17-Sept. 1, 2011

PLAYER PITCHING

Games	76	Kelvin Herrera, 2012
Games started	37	Steve Busby, 1973
Innings	238.1	Steve Busby, 1973
Innings, as a reliever	102.1	Doug Bird, 1973
Wins	17	Tom Gordon, 1989
Losses	16	Jim Rooker, 1969
Win percentage	.682 (15-7)	Dennis Leonard, 1975
ERA	2.76	Kevin Appier, 1990
Saves	27	Mike MacDougal, 2003
Strikeouts	206	Bob Johnson, 1970
Opponents' average	.210	Tom Gordon, 1989
WHIP	1.17	Brady Singer, 2020

Batter minimums based on 3.1 PA/team game
Pitcher minimums based on 1.0 IP/team game

SINGLE-SEASON BATTING LEADERS

Games played			Triples			On-base percentage		
T1	Al Cowens, 1977+	162	1	Willie Wilson, 1985*	21	1	George Brett, 1980*	.454
T1	Hal McRae, 1977+	162	2	George Brett, 1979*	20	2	George Brett, 1985	.436
T1	Carlos Beltrán, 2002+	162	T3	Willie Wilson, 1980+	15	3	Darrell Porter, 1979	.421
T1	Billy Butler, 2013+	162	T3	Willie Wilson, 1982*	15	T4	John Mayberry, 1973*	.417
T1	Alcides Escobar, 2014+	162	T3	Willie Wilson, 1987*	15	T4	Mike Sweeney, 2002	.417
T1	Alcides Escobar, 2016+	162	T6	George Brett, 1976*	14	6	John Mayberry, 1975	.416
T1	Alcides Escobar, 2017+	162	T6	Al Cowens, 1977	14	T7	Hal McRae, 1976*	.407
T1	Eric Hosmer, 2017+	162	T8	4 players	13	T7	Mike Sweeney, 2000	.407
T1	Whit Merrifield, 2019+	162				9	Jose Offerman, 1998	.403
T1	Jorge Soler, 2019+	162				10	George Brett, 1986	.401
T1	Whit Merrifield, 2021+	162						

At-bats			Home runs			Slugging percentage		
1	Willie Wilson, 1980*	705	T1	Jorge Soler, 2019*	48	1	George Brett, 1980*	.664
2	Whit Merrifield, 2019*	681	T1	Salvador Perez, 2021*	48	2	Bob Hamelin, 1994	.599
3	Whit Merrifield, 2021*	664	3	Mike Moustakas, 2017	38	3	Danny Tartabull, 1991*	.593
4	Carlos Beltrán, 1999	663	4	Steve Balboni, 1985	36	4	George Brett, 1985*	.585
5	Melky Cabrera, 2011	658	5	Gary Gaetti, 1995	35	5	Jorge Soler, 2019	.569
6	Johnny Damon, 2000	655	T6	John Mayberry, 1975	34	T6	George Brett, 1979	.563
T7	George Brett, 1976*	645	T6	Danny Tartabull, 1987	34	T6	George Brett, 1983*	.563
T7	George Brett, 1979	645	T6	Dean Palmer, 1998	34	T6	Mike Sweeney, 2002	.563
T9	Johnny Damon, 1998	642	9	Jermaine Dye, 2000	33	9	Jermaine Dye, 2000	.561
T9	Alex Gordon, 2012	642	10	Bo Jackson, 1989	32	10	John Mayberry, 1975	.547

Runs			RBI			OPS		
1	Johnny Damon, 2000*	136	1	Mike Sweeney, 2000	144	1	George Brett, 1980*	1.118
2	Willie Wilson, 1980*	133	2	Hal McRae, 1982*	133	2	George Brett, 1985*	1.022
3	George Brett, 1979	119	3	Salvador Perez, 2021*	121	3	Danny Tartabull, 1991	.990
4	Carlos Beltrán, 2002	114	T4	Dean Palmer, 1998	119	4	Bob Hamelin, 1994	.987
5	Willie Wilson, 1979	113	T4	Jermaine Dye, 1999	119	5	Mike Sweeney, 2002	.979
6	Carlos Beltrán, 1999	112	T6	George Brett, 1980	118	6	John Mayberry, 1975	.963
7	George Brett, 1985	108	T6	Jermaine Dye, 2000	118	7	Jermaine Dye, 2000	.951
8	Jermaine Dye, 2000	107	8	Jorge Soler, 2019	117	8	George Brett, 1983*	.947
9	Carlos Beltrán, 2001	106	T9	4 players	112	9	George Brett, 1979	.939
T10	4 players	105				10	Danny Tartabull, 1987	.931

Hits			Extra-base hits			Walks		
1	Willie Wilson, 1980*	230	1	Hal McRae, 1977*	86	1	John Mayberry, 1973*	122
2	George Brett, 1976*	215	2	George Brett, 1979*	85	2	Darrell Porter, 1979*	121
3	Johnny Damon, 2000	214	3	Jorge Soler, 2019	82	3	John Mayberry, 1975*	119
4	George Brett, 1979*	212	4	Hal McRae, 1982	81	T4	Paul Schaal, 1971	103
5	Kevin Seitzer, 1987+	207	5	Carlos Beltrán, 2002	80	T4	George Brett, 1985	103
T6	Mike Sweeney, 2000	206	6	Jermaine Dye, 1999	79	6	Kevin Seitzer, 1989	102
T6	Whit Merrifield, 2019*	206	7	Jermaine Dye, 2000	76	T7	Jeff King, 1997	89
8	Melky Cabrera, 2011	201	8	Mike Sweeney, 2001	75	T7	Jose Offerman, 1998	89
9	Joe Randa, 1999	197	T9	3 players	73	9	Carlos Santana, 2021	86
10	George Brett, 1975*	195				10	Chili Davis, 1997	85

Doubles			Batting average			Strikeouts		
1	Hal McRae, 1977*	54	1	George Brett, 1980	.390	1	Jorge Soler, 2019*	178
T2	Billy Butler, 2009	51	2	Mike Sweeney, 2002	.340	2	Bo Jackson, 1989*	172
T2	Alex Gordon, 2012*	51	3	George Brett, 1985	.335	T3	Salvador Perez, 2021	170
4	Jeff Francoeur, 2011	47	T4	George Brett, 1976	.333	T3	MJ Melendez, 2023	170
T5	Hal McRae, 1982+	46	T4	Mike Sweeney, 2000	.333	5	Steve Balboni, 1985*	166
T5	Mike Sweeney, 2001	46	T6	Hal McRae, 1976	.332	6	Hunter Dozier, 2021	154
T7	5 players	45	T6	Willie Wilson, 1982	.332	T7	Alex Gordon, 2019	148
			T8	George Brett, 1979	.329	T7	Hunter Dozier, 2019	148
			T8	George Brett, 1990	.329	9	Steve Balboni, 1986	146
			10	Johnny Damon, 2000	.327	10	Michael A. Taylor, 2021	144

min. 3.1 PA/team game

+ tied for AL lead

* led AL

current Royals in **BOLD**

SINGLE-SEASON BATTING LEADERS (CONT.)

Stolen bases			Total bases			Sacrifice flies		
1	Willie Wilson, 1979*	83	1	George Brett, 1979	363	T1	Darrell Porter, 1979	13
2	Willie Wilson, 1980	79	T2	Jermaine Dye, 2000	337	T1	Dean Palmer, 1998*	13
3	Tom Goodwin, 1996	66	T2	Salvador Perez, 2021	337	T1	Mike Sweeney, 2000	13
T4	Willie Wilson, 1983	59	4	Jorge Soler, 2019	335	T4	Amos Otis, 1974	12
T4	Willie Wilson, 1987	59	5	Hal McRae, 1982	332	T4	John Watterberry, 1976*	12
6	Fred Patek, 1977+	53	6	Hal McRae, 1977	330	T4	Jeff King, 1997	12
7	Amos Otis, 1971*	52	7	Johnny Damon, 2000	324	T4	Johnny Damon, 2000	12
8	Fred Patek, 1976	51	8	Mike Sweeney, 2000	323	T4	Whit Merrifield, 2021*	12
T9	Vince Coleman, 1994	50	9	George Brett, 1985	322	T9	3 players	11
T9	Tom Goodwin, 1995	50	10	Jermaine Dye, 1999	320			

Hit-by-pitch			Sacrifice hits		
1	David DeJesus, 2007*	23	1	Tom Goodwin, 1996*	21
2	Alex Gordon, 2019*	19	T2	Alcides Escobar, 2011	18
T3	Mike Macfarlane, 1994*	18	T2	Frank White, 1976	18
T3	Angel Berroa, 2003	18	4	David Howard, 1996	17
T5	Sal Fasano, 1998	16	T5	Chris Getz, 2011	14
T5	Mike Macfarlane, 1993	16	T5	Tom Goodwin, 1995*	14
T7	Mike Macfarlane, 1992+	15	T5	Brian McRae, 1993	14
T7	Mike Sweeney, 2000+	15	T8	6 players	13
T9	4 players	14			

min. 3.1 PA/team game
+ tied for AL lead
* led AL
current Royals in **BOLD**

SINGLE-SEASON PITCHING LEADERS

Appearances			ERA			Win percentage		
1	Dan Quisenberry, 1985*	84	1	Roger Nelson, 1972	2.08	T1	Larry Gura, 1978	.800
2	Peter Moylan, 2017+	79	T2	Bret Saberhagen, 1989	2.16	T1	Danny Duffy, 2016	.800
T3	Jason Grimsley, 2003	76	T2	Zack Greinke, 2009*	2.16	3	Bret Saberhagen, 1989*	.793
T3	Kelvin Herrera, 2012	76	4	Kevin Appier, 1992	2.46	4	Bret Saberhagen, 1985	.769
5	Dan Quisenberry, 1980*	75	5	Kevin Appier, 1993	2.56	5	David Cone, 1994	.762
6	Jimmy Gobble, 2007	74	6	Charlie Leibrandt, 1985	2.69	6	Paul Splittorff, 1977	.727
T7	Jeff Montgomery, 1990	73	7	Mark Gubicza, 1988	2.70	7	Mark Gubicza, 1988	.714
T7	Scott Service, 1998	73	8	Mike Hedlund, 1971	2.71	8	Kevin Appier, 1993	.692
T7	Jason Grimsley, 2001	73	T9	Larry Gura, 1978	2.72	9	Al Fitzmorris, 1974	.684
T7	Aaron Crow, 2012	73	T9	Larry Gura, 1981	2.72	10	Dennis Leonard, 1975	.682

Starts			Wins			Saves		
1	Dennis Leonard, 1978+	40	1	Bret Saberhagen, 1989*	23	1	Greg Holland, 2013	47
T2	Steve Busby, 1974	38	2	Steve Busby, 1974	22	2	Greg Holland, 2014	46
T2	Dennis Leonard, 1980	38	3	Dennis Leonard, 1978	21	T3	Dan Quisenberry, 1983*	45
T2	Paul Splittorff, 1973	38	T4	Paul Splittorff, 1973	20	T3	Jeff Montgomery, 1993+	45
T2	Paul Splittorff, 1978	38	T4	Dennis Leonard, 1977*	20	5	Dan Quisenberry, 1984*	44
T6	Steve Busby, 1973	37	T4	Dennis Leonard, 1980	20	6	Joakim Soria, 2010	43
T6	Larry Gura, 1982	37	T4	Bret Saberhagen, 1985	20	7	Joakim Soria, 2008	42
T6	Dennis Leonard, 1977	37	T4	Mark Gubicza, 1988	20	8	Jeff Montgomery, 1992	39
T6	Paul Splittorff, 1977	37	9	Paul Splittorff, 1978	19	9	Dan Quisenberry, 1985*	37
T10	3 pitchers	36	T10	7 pitchers	18	10	Jeff Montgomery, 1998	36

Innings			Losses			Home runs allowed		
1	Dennis Leonard, 1978	294.2	T1	Paul Splittorff, 1974	19	1	Jordan Lyles, 2023	39
2	Dennis Leonard, 1977	292.2	T1	Darrell May, 2004	19	2	Darrell May, 2004	38
3	Steve Busby, 1974	292.1	T3	Larry Gura, 1983	18	3	Tim Belcher, 1998*	37
4	Larry Gura, 1980	283.1	T3	Mark Gubicza, 1987	18	T4	Jeff Suppan, 2000*	36
5	Dennis Leonard, 1980	280.1	T3	Danny Jackson, 1987	18	T4	Paul Byrd, 2002	36
6	Mark Gubicza, 1988	269.2	T6	Dick Drago, 1972	17	6	Ian Kennedy, 2017	34
7	Bret Saberhagen, 1989*	262.1	T6	Dennis Leonard, 1978	17	T7	Dennis Leonard, 1979	33
T8	Paul Splittorff, 1973	262.0	T6	Paul Splittorff, 1979	17	T7	Brian Anderson, 2004	33
T8	Paul Splittorff, 1978	262.0	T6	Zack Greinke, 2005	17	T7	Bruce Chen, 2012	33
10	Bret Saberhagen, 1988	260.2	T6	Jordan Lyles, 2023	17	T7	Ian Kennedy, 2016	33

min. 1.0 IP/team game

+ tied for AL lead

* led AL

current Royals in **BOLD**

SINGLE-SEASON PITCHING LEADERS (CONT.)

Complete games			K/9			Opponents' average		
1	Dennis Leonard, 1977	21	1	Zack Greinke, 2009	9.50	1	Roger Nelson, 1972	.196
T2	Steve Busby, 1974	20	2	Danny Duffy, 2016	9.42	2	David Cone, 1994	.209
T2	Dennis Leonard, 1978	20	3	Kevin Appier, 1996	8.82	3	Tom Gordon, 1989	.210
4	Steve Busby, 1975	18	4	Bob Johnson, 1970	8.66	4	Bruce Dal Canton, 1974	.211
T5	Dennis Leonard, 1976	16	5	Yordano Ventura, 2015	8.60	5	Kevin Appier, 1993	.212
T5	Larry Gura, 1980	16	6	Brady Singer, 2020	8.53	T6	Bret Saberhagen, 1989	.217
T7	Dick Drago, 1971	15	7	Ian Kennedy, 2016	8.46	T6	Kevin Appier, 1992	.217
T7	Bret Saberhagen, 1987	15	8	Tom Gordon, 1989	8.45	8	Brady Singer, 2020	.220
9	Paul Splittorff, 1978	13	T9	Kevin Appier, 1994	8.42	9	Kevin Appier, 1995	.221
T10	5 pitchers	12	T9	Jakob Junis, 2019	8.42	T10	2 pitchers	.223

Shutouts			Walks			WHIP		
1	Roger Nelson, 1972	6	1	Mark Gubicza, 1987	120	1	Roger Nelson, 1972*	0.87
T2	Dennis Leonard, 1977	5	2	David Cone, 1993	114	2	Bret Saberhagen, 1989*	0.96
T2	Dennis Leonard, 1979*	5	3	Danny Jackson, 1987	109	3	Larry Gura, 1981	1.01
T4	Bill Butler, 1969	4	4	Pat Rapp, 1998	107	4	Bret Saberhagen, 1985*	1.06
T4	Dick Drago, 1971	4	5	Steve Busby, 1973	105	T5	Bret Saberhagen, 1991	1.07
T4	Al Fitzmorris, 1974	4	6	Jim Rooker, 1970	102	T5	David Cone, 1994	1.07
T4	Dennis Leonard, 1978	4	7	Rich Gale, 1978	100	T5	Zack Greinke, 2009*	1.07
T4	Larry Gura, 1980	4	T8	Rich Gale, 1979	99	8	Larry Gura, 1978	1.10
T4	Bret Saberhagen, 1987	4	T8	Tom Gordon, 1990	99	T9	Dennis Leonard, 1977	1.11
T4	Mark Gubicza, 1988	4	10	Mac Suzuki, 2000	94	T9	Kevin Appier, 1993	1.11
T4	Bret Saberhagen, 1989	4						

Strikeouts			BB/9			Hit batters		
1	Dennis Leonard, 1977	244	1	Doug Bird, 1976*	1.41	1	Jakob Junis, 2018	15
2	Zack Greinke, 2009	242	2	Bret Saberhagen, 1985*	1.45	2	Jeremy Guthrie, 2014*	14
3	Kevin Appier, 1996	207	3	Bret Saberhagen, 1989	1.48	T3	Jim Colborn, 1977*	13
4	Bob Johnson, 1970	206	4	Paul Byrd, 2002	1.50	T3	Mike Boddicker, 1991*	13
5	Steve Busby, 1974	198	5	Roger Nelson, 1972	1.61	T3	Zack Greinke, 2005	13
T6	Kevin Appier, 1997	196	6	Dick Drago, 1971	1.72	T3	Luke Hochevar, 2012	13
T6	James Shields, 2013	196	7	James Shields, 2014	1.74	T3	Ian Kennedy, 2016	13
8	Bret Saberhagen, 1989	193	8	Mark Gubicza, 1994*	1.80	8	Jeff Suppan, 2001	12
9	David Cone, 1993	191	T9	Larry Gura, 1981	1.83	T9	8 pitchers	11
10	Danny Duffy, 2016	188	T9	Dennis Leonard, 1981	1.83			

Wild pitches		
1	Dan Reichert, 2000*	18
2	Tom Gordon, 1993	17
3	Bruce Dal Canton, 1974*	16
T4	Al Fitzmorris, 1971	15
T4	Mark Gubicza, 1986	15
T6	6 pitchers	14

min. 1.0 IP/team game

+ tied for AL lead

* led AL

current Royals in **BOLD**

CAREER BATTING LEADERS

Games played			Triples			On-base percentage		
1	George Brett, 73-93	2707	1	George Brett, 73-93	137	1	Kevin Seitzer, 86-91	.380
2	Frank White, 73-90	2324	2	Willie Wilson, 76-90	133	2	Danny Tartabull, 87-91	.376
3	Amos Otis, 70-83	1891	3	Amos Otis, 70-83	65	3	Darrell Porter, 77-80	.375
4	Hal McRae, 73-87	1837	4	Hal McRae, 73-87	63	4	John Mayberry, 72-77	.374
5	Willie Wilson, 76-90	1787	5	Frank White, 73-90	58	5	Wally Joyner, 92-95	.371
6	Alex Gordon, 07-20	1753	6	Johnny Damon, 95-00	47	T6	Mike Sweeney, 95-07	.369
7	Salvador Perez, 11-23	1394	T7	Carlos Beltrán, 98-04	45	T6	George Brett, 73-93	.369
8	Mike Sweeney, 95-07	1282	T7	David DeJesus, 03-10	45	8	Willie Aikens, 80-83	.362
T9	Alcides Escobar, 11-18	1245	9	Al Cowens, 74-79	44	T9	David DeJesus, 03-10	.360
T9	Fred Patek, 71-79	1245	10	Alcides Escobar, 11-18	43	T9	Paul Schaal, 69-74	.360
At-bats			Home runs			Slugging percentage		
1	George Brett, 73-93	10349	1	George Brett, 73-93	317	1	Danny Tartabull, 87-91	.518
2	Frank White, 73-90	7859	2	Salvador Perez, 11-23	246	2	Mike Sweeney, 95-07	.492
3	Amos Otis, 70-83	7050	3	Mike Sweeney, 95-07	197	3	George Brett, 73-93	.487
4	Willie Wilson, 76-90	6799	4	Amos Otis, 70-83	193	4	Carlos Beltrán, 98-04	.483
5	Hal McRae, 73-87	6568	5	Alex Gordon, 07-20	190	5	Bo Jackson, 86-90	.480
6	Alex Gordon, 07-20	6391	6	Hal McRae, 73-87	169	6	Jermaine Dye, 97-01	.477
7	Salvador Perez, 11-23	5290	7	Frank White, 73-90	160	7	Willie Aikens, 80-83	.469
8	Alcides Escobar, 11-18	4672	8	John Mayberry, 72-77	143	8	Salvador Perez, 11-23	.459
9	Mike Sweeney, 95-07	4669	9	Mike Moustakas, 11-18	139	9	Steve Balboni, 84-88	.459
10	Billy Butler, 07-14	4317	T10	Billy Butler, 07-14	127	10	Hal McRae, 73-87	.458
			T10	Eric Hosmer, 11-17	127			
Runs			RBI			OPS		
1	George Brett, 73-93	1583	1	George Brett, 73-93	1596	1	Danny Tartabull, 87-91	.894
2	Amos Otis, 70-83	1074	2	Hal McRae, 73-87	1012	2	Mike Sweeney, 95-07	.861
3	Willie Wilson, 76-90	1060	3	Amos Otis, 70-83	992	3	George Brett, 73-93	.857
4	Frank White, 73-90	912	4	Frank White, 73-90	886	4	Carlos Beltrán, 98-04	.835
5	Hal McRae, 73-87	873	5	Mike Sweeney, 95-07	837	5	Willie Aikens, 80-83	.830
6	Alex Gordon, 07-20	867	6	Salvador Perez, 11-23	812	6	John Mayberry, 72-77	.822
7	Mike Sweeney, 95-07	700	7	Alex Gordon, 07-20	749	7	Jermaine Dye, 97-01	.820
8	Salvador Perez, 11-23	598	8	Billy Butler, 07-14	628	8	Hal McRae, 73-87	.814
9	Fred Patek, 71-79	571	9	Eric Hosmer, 11-17	566	9	Darrell Porter, 77-80	.809
10	Eric Hosmer, 11-17	547	10	John Mayberry, 72-77	552	10	Billy Butler, 07-14	.808
Hits			Extra-base hits			Walks		
1	George Brett, 73-93	3154	1	George Brett, 73-93	1119	1	George Brett, 73-93	1096
2	Frank White, 73-90	2006	2	Hal McRae, 73-87	681	2	Amos Otis, 70-83	739
3	Amos Otis, 70-83	1977	3	Frank White, 73-90	625	3	Alex Gordon, 07-20	684
4	Willie Wilson, 76-90	1968	4	Amos Otis, 70-83	623	4	Hal McRae, 73-87	616
5	Hal McRae, 73-87	1924	5	Alex Gordon, 07-20	573	5	John Mayberry, 72-77	561
6	Alex Gordon, 07-20	1643	6	Salvador Perez, 11-23	514	6	Mike Sweeney, 95-07	484
7	Salvador Perez, 11-23	1411	7	Mike Sweeney, 95-07	499	7	Billy Butler, 07-14	427
8	Mike Sweeney, 95-07	1398	8	Willie Wilson, 76-90	414	8	Fred Patek, 71-79	413
9	Billy Butler, 07-14	1273	9	Billy Butler, 07-14	407	9	Frank White, 73-90	412
10	Alcides Escobar, 11-18	1208	10	Eric Hosmer, 11-17	349	10	Kevin Seitzer, 86-91	369
Doubles			Batting average			Strikeouts		
1	George Brett, 73-93	665	1	George Brett, 73-93	.305	1	Alex Gordon, 07-20	1535
2	Hal McRae, 73-87	449	2	Mike Sweeney, 95-07	.299	2	Salvador Perez, 11-23	1049
3	Frank White, 73-90	407	3	Billy Butler, 07-14	.295	3	Frank White, 73-90	1035
4	Amos Otis, 70-83	365	4	Kevin Seitzer, 86-91	.294	4	Willie Wilson, 76-90	990
5	Alex Gordon, 07-20	357	T5	Wally Joyner, 92-95	.293	5	Amos Otis, 70-83	953
6	Mike Sweeney, 95-07	297	T5	Hal McRae, 73-87	.293	6	George Brett, 73-93	908
7	Billy Butler, 07-14	276	7	Johnny Damon, 95-00	.292	7	Eric Hosmer, 11-17	714
8	Salvador Perez, 11-23	257	8	Danny Tartabull, 87-91	.290	T8	Billy Butler, 07-14	697
9	Willie Wilson, 76-90	241	T9	Willie Wilson, 76-90	.289	T8	Hal McRae, 73-87	697
10	Joe Randa, 95-04	223	T9	David DeJesus, 03-10	.289	10	Alcides Escobar, 11-18	687

min. 2,000 PA w/ Royals for rate stats
current Royals in **BOLD**

CAREER BATTING LEADERS (CONT.)

Stolen bases			Total bases			Sacrifice flies		
1	Willie Wilson, 76-90	612	1	George Brett, 73-93	5044	1	George Brett, 73-93	120
2	Amos Otis, 70-83	340	2	Amos Otis, 70-83	3051	2	Amos Otis, 70-83	99
3	Fred Patek, 71-79	336	3	Frank White, 73-90	3009	3	Hal McRae, 73-87	79
4	George Brett, 73-93	201	4	Hal McRae, 73-87	3006	4	Frank White, 73-90	65
5	Jarrod Dyson, 10-21	184	5	Alex Gordon, 07-20	2622	5	Mike Sweeney, 95-07	54
6	Frank White, 73-90	178	6	Willie Wilson, 76-90	2595	6	Joe Randa, 95-04	53
7	Whit Merrifield, 16-22	174	7	Salvador Perez, 11-23	2428	7	Salvador Perez, 11-23	46
8	Carlos Beltrán, 98-04	164	8	Mike Sweeney, 95-07	2296	8	Alex Gordon, 07-20	43
9	Alcides Escobar, 11-18	160	9	Billy Butler, 07-14	1938	9	Billy Butler, 07-14	40
10	Johnny Damon, 95-00	156	10	Eric Hosmer, 11-17	1751	10	Whit Merrifield, 16-22	38

Hit-by-pitch			Sacrifice hits		
1	Alex Gordon, 07-20	121	1	Frank White, 73-90	101
2	Mike MacFarlane, 87-98	78	2	Fred Patek, 71-79	89
3	Hal McRae, 73-87	74	3	Alcides Escobar, 11-18	79
4	Salvador Perez, 11-23	73	4	Willie Wilson, 76-90	59
5	David DeJesus, 03-10	71	5	Amos Otis, 70-83	49
6	Mike Sweeney, 95-07	66	T6	Angel Berroa, 01-07	38
7	Willie Wilson, 76-90	54	T6	U.L. Washington, 77-84	38
8	Angel Berroa, 01-07	49	8	David DeJesus, 03-10	35
9	Alcides Escobar, 11-18	41	9	Brian McRae, 90-94	33
10	Joe Randa, 95-04	38	10	Johnny Damon, 95-00	32

min. 2,000 PA w/ Royals for rate stats
current Royals in **BOLD**

CAREER PITCHING LEADERS

Appearances			ERA			Win percentage		
1	Jeff Montgomery, 88-99	686	1	Dan Quisenberry, 79-88	2.55	1	Al Fitzmorris, 69-76	.593
2	Dan Quisenberry, 79-88	573	2	Steve Farr, 85-90	3.05	2	Larry Gura, 76-85	.587
3	Kelvin Herrera, 11-18	442	3	Jeff Montgomery, 88-99	3.20	3	Steve Farr, 85-90	.586
4	Paul Splittorff, 70-84	429	4	Bret Saberhagen, 84-91	3.21	4	Bret Saberhagen, 84-91	.585
5	Joakim Soria, 07-17	427	5	Al Fitzmorris, 69-76	3.46	5	Doug Bird, 73-78	.576
6	Greg Holland, 10-21*	394	6	Marty Pattin, 74-80	3.48	6	Dennis Leonard, 74-86	.576
7	Mark Gubicza, 84-96	382	7	Kevin Appier, 89-04*	3.49	7	Steve Busby, 72-80	.565
8	Dennis Leonard, 74-86	312	8	Dick Drago, 69-73	3.52	8	Rich Gale, 78-81	.560
9	Larry Gura, 76-85	310	9	Doug Bird, 73-78	3.56	9	Kevin Appier, 89-04*	.556
10	Doug Bird, 73-78	292	10	Charlie Leibrandt, 84-89	3.60	10	Charlie Leibrandt, 84-89	.555

Starts			Wins			Saves		
1	Paul Splittorff, 70-84	392	1	Paul Splittorff, 70-84	166	1	Jeff Montgomery, 88-99	304
2	Mark Gubicza, 84-96	327	2	Dennis Leonard, 74-86	144	2	Dan Quisenberry, 79-88	238
3	Dennis Leonard, 74-86	302	3	Mark Gubicza, 84-96	132	3	Joakim Soria, 07-11#	162
4	Kevin Appier, 89-04*	275	4	Kevin Appier, 89-04*	115	4	Greg Holland, 10-21*	159
5	Bret Saberhagen, 84-91	226	5	Larry Gura, 76-85	111	5	Doug Bird, 73-78	58
6	Zack Greinke, 04-23+	222	6	Bret Saberhagen, 84-91	110	6	Kelvin Herrera, 11-18	57
7	Larry Gura, 76-85	219	7	Tom Gordon, 88-95	79	7	Roberto Hernández, 01-02	54
8	Danny Duffy, 11-21	204	8	Charlie Leibrandt, 84-89	76	8	Mike MacDougal, 01-06	50
9	Charlie Leibrandt, 84-89	187	T9	Steve Busby, 72-80	70	T9	Wade Davis, 13-21	49
10	Dick Drago, 69-73	160	T9	Al Fitzmorris, 69-76	70	T9	Steve Farr, 85-90	49

Innings			Losses			Home runs allowed		
1	Paul Splittorff, 70-84	2554.2	1	Paul Splittorff, 70-84	143	1	Dennis Leonard, 74-86	202
2	Mark Gubicza, 84-96	2218.2	2	Mark Gubicza, 84-96	135	2	Paul Splittorff, 70-84	192
3	Dennis Leonard, 74-86	2187.0	3	Dennis Leonard, 74-86	106	3	Larry Gura, 76-85	166
4	Kevin Appier, 89-04*	1843.2	4	Kevin Appier, 89-04*	92	4	Mark Gubicza, 84-96	153
5	Larry Gura, 76-85	1701.5	5	Zack Greinke, 04-23+	91	5	Zack Greinke, 04-23+	151
6	Bret Saberhagen, 84-91	1660.1	T6	Larry Gura, 76-85	78	6	Danny Duffy, 11-21	144
7	Zack Greinke, 04-23+	1387.1	T6	Bret Saberhagen, 84-91	78	7	Kevin Appier, 89-04*	138
8	Charlie Leibrandt, 84-89	1257.0	8	Tom Gordon, 88-95	71	8	Bret Saberhagen, 84-91	126
9	Danny Duffy, 11-21	1172.9	9	Dick Drago, 69-73	70	9	Jeff Suppan, 98-02	123
10	Tom Gordon, 88-95	1149.2	10	Danny Duffy, 11-21	68	10	Luke Hochevar, 07-16	116

min. 500.0 IP w/ Royals for rate stats
current Royals in **BOLD**

* Appier w/ KC from 89-99, 03-04
* Holland w/ KC from 10-15, 20-21

+ Greinke w/ KC from 04-10, 22-23
Soria w/ KC from 07-11, 16-17

CAREER PITCHING LEADERS (CONT.)

Complete games			K/9			Opponents' average		
1	Dennis Leonard, 74-86	103	1	Brady Singer, 20-23	8.45	1	Jeff Montgomery, 88-99	.240
2	Paul Splittorff, 70-84	88	2	Ian Kennedy, 16-20	8.36	2	Kevin Appier, 89-04 [^]	.242
3	Bret Saberhagen, 84-91	64	3	Jakob Junis, 17-21	8.17	3	Tom Gordon, 88-95	.243
4	Larry Gura, 76-85	61	4	Danny Duffy, 11-21	8.05	4	Steve Farr, 85-90	.246
T5	Steve Busby, 72-80	53	5	Tom Gordon, 88-95	7.82	5	Bret Saberhagen, 84-91	.248
T5	Dick Drago, 69-73	53	6	Yordano Ventura, 13-16	7.72	6	Yordano Ventura, 13-16	.250
7	Mark Gubicza, 84-96	42	7	Jeff Montgomery, 88-99	7.63	7	Danny Duffy, 11-21	.250
8	Al Fitzmorris, 69-76	35	8	Steve Farr, 85-90	7.56	8	Ian Kennedy, 16-20	.251
9	Charlie Leibrandt, 84-89	34	9	Zack Greinke, 04-23+	7.14	9	Bud Black, 82-88	.252
10	Kevin Appier, 89-04 [^]	32	10	Kevin Appier, 89-04 [^]	7.12	10	Steve Busby, 72-80	.253

Shutouts			Walks			WHIP		
1	Dennis Leonard, 74-86	23	1	Mark Gubicza, 84-96	783	1	Bret Saberhagen, 84-91	1.13
2	Paul Splittorff, 70-84	17	2	Paul Splittorff, 70-84	780	2	Dan Quisenberry, 79-88	1.15
3	Mark Gubicza, 84-96	16	3	Kevin Appier, 89-04 [^]	634	T3	Jeff Montgomery, 88-99	1.23
4t	Larry Gura, 76-85	14	4	Dennis Leonard, 74-86	622	T3	Marty Pattin, 74-80	1.23
4t	Bret Saberhagen, 84-91	14	5	Tom Gordon, 88-95	587	T5	Doug Bird, 73-78	1.25
6	Al Fitzmorris, 69-76	11	6	Larry Gura, 76-85	503	T5	Kevin Appier, 89-04 [^]	1.25
T7	Kevin Appier, 89-04 [^]	10	7	Steve Busby, 72-80	433	T5	Larry Gura, 76-85	1.25
T7	Dick Drago, 69-73	10	8	Danny Duffy, 11-21	432	T8	Bud Black, 82-88	1.26
T7	Charlie Leibrandt, 84-89	10	T9	Al Fitzmorris, 69-76	359	T8	Dennis Leonard, 74-86	1.26
T10	Steve Busby, 72-80	7	T9	Charlie Leibrandt, 84-89	359	10	Zack Greinke, 04-23+	1.27
T10	Roger Nelson, 69-76	7						
T10	Jim Rooker, 69-72	7						

Strikeouts			BB/9			Hit batters		
1	Kevin Appier, 89-04 [^]	1458	1	Dan Quisenberry, 79-88	1.36	1	Mark Gubicza, 84-96	58
2	Mark Gubicza, 84-96	1366	2	Bret Saberhagen, 84-91	1.79	2	Dennis Leonard, 74-86	52
3	Dennis Leonard, 74-86	1323	3	Zack Greinke, 04-23+	2.14	3	Zack Greinke, 04-23+	46
4	Zack Greinke, 04-23+	1101	4	Jeremy Guthrie, 12-15	2.35	T4	Danny Duffy, 11-21	45
5	Bret Saberhagen, 84-91	1093	5	Marty Pattin, 74-80	2.37	T4	Luke Hochevar, 07-16	45
6	Paul Splittorff, 70-84	1057	6	Doug Bird, 73-78	2.37	6	Larry Gura, 76-85	40
7	Danny Duffy, 11-21	1048	7	Dick Drago, 69-73	2.46	7	Kevin Appier, 89-04 [^]	39
8	Tom Gordon, 88-95	999	8	Jakob Junis, 17-21	2.51	8	Jakob Junis, 17-21	37
9	Jeff Montgomery, 88-99	720	9	Dennis Leonard, 74-86	2.56	9	Paul Splittorff, 70-84	34
10	Luke Hochevar, 07-16	702	10	Charlie Leibrandt, 84-89	2.57	10	Jeremy Guthrie, 12-15	33

min. 500.0 IP w/ Royals for rate stats
current Royals in **BOLD**

[^] Appier w/ KC from 89-99, 03-04

^{*} Holland w/ KC from 10-15, 20-21

+ Greinke w/ KC from 04-10, 22

Soria w/ KC from 07-11, 16-17

Wild pitches		
1	Mark Gubicza, 84-96	107
2	Dennis Leonard, 74-86	73
3	Kevin Appier, 89-04 [^]	72
4	Tom Gordon, 88-95	71
5	Al Fitzmorris, 69-76	56
6	Danny Duffy, 11-21	52
T7	Brad Keller, 18-23	41
T7	Luke Hochevar, 07-16	41
T7	Bret Saberhagen, 84-91	41
T7	Paul Splittorff, 70-84	41

AMERICAN LEAGUE LEADERS

BATTING LEADERS

Games (12)

161+	John Mayberry	1976
162+	Al Cowens	1977
162+	Hal McRae	1977
162+	Carlos Beltrán	2002
162+	Billy Butler	2013
162+	Alcides Escobar	2014
162+	Alcides Escobar	2016
162+	Alcides Escobar	2017
162+	Eric Hosmer	2017
162+	Whit Merrifield	2019
162+	Jorge Soler	2019
162+	Whit Merrifield	2021

At-bats (6)

634	George Brett	1975
645	George Brett	1976
705	Willie Wilson	1980
681	Whit Merrifield	2019
248	Whit Merrifield	2020
664	Whit Merrifield	2021

Batting average (4)

.333	George Brett	1976
.390	George Brett	1980
.332	Willie Wilson	1982
.329	George Brett	1990

Hits (7)

195	George Brett	1975
215	George Brett	1976
212	George Brett	1979
230	Willie Wilson	1980
207+	Kevin Seitzer	1987
192	Whit Merrifield	2018
206	Whit Merrifield	2019

Doubles (9)

36+	Amos Otis	1970
33	Lou Piniella	1972
40	Amos Otis	1976
54	Hal McRae	1977
45	George Brett	1978
46+	Hal McRae	1982
45+	George Brett	1990
51	Alex Gordon	2012
42+	Whit Merrifield	2021

Triples (14)

11	Fred Patek	1971
13+	George Brett	1975
14	George Brett	1976
20	George Brett	1979
15+	Willie Wilson	1980
15	Willie Wilson	1982
21	Willie Wilson	1985
15	Willie Wilson	1987
11+	Willie Wilson	1988
13	Jose Offerman	1998
10+	Whit Merrifield	2019
10+	Adalberto Mondesi	2019
10+	Hunter Dozier	2019
11	Bobby Witt Jr.	2023

Home runs (2)

48	Jorge Soler	2019
48+	Salvador Perez	2021

RBI (2)

133	Hal McRae	1982
121	Salvador Perez	2021

Runs scored (2)

133	Willie Wilson	1980
136	Johnny Damon	2000

Total bases (1)

298	George Brett	1976
-----	--------------	------

On-base percentage (3)

.417	John Mayberry	1973
.407	Hal McRae	1976
.454	George Brett	1980

Slugging percentage (4)

.664	George Brett	1980
.563	George Brett	1983
.585	George Brett	1985
.593	Danny Tartabull	1991

OPS (4)

.868	Hal McRae	1976
1.118	George Brett	1980
.947	George Brett	1983
1.002	George Brett	1985

Extra-base hits (2)

86	Hal McRae	1977
85	George Brett	1979

Stolen bases (8)

52	Amos Otis	1971
53	Fred Patek	1977
83	Willie Wilson	1979
46	Johnny Damon	2000
34	Whit Merrifield	2017
45	Whit Merrifield	2018
24	Adalberto Mondesi	2020
40	Whit Merrifield	2021

Walks (3)

122	John Mayberry	1973
119	John Mayberry	1975
121	Darrell Porter	1979

Hit-by-pitch (4)

15+	Mike Macfarlane	1992
15+	Mike Sweeney	2000
23	David DeJesus	2007
19	Alex Gordon	2019

Strikeouts (3)

166	Steve Balboni	1985
172	Bo Jackson	1989
178+	Jorge Soler	2019

PITCHING LEADERS

Wins (3)

20+	Dennis Leonard	1977
23	Bret Saberhagen	1989
18+	Jason Vargas	2017

ERA (3)

2.16	Bret Saberhagen	1989
2.56	Kevin Appier	1993
2.16	Zack Greinke	2009

Complete games (3)

12	Bret Saberhagen	1989
7	Paul Byrd	2002

3 Jordan Lyles 2023

Appearances (5)

75	Dan Quisenberry	1980
69	Dan Quisenberry	1983
84	Dan Quisenberry	1985
79	Peter Moylan	2017
32	Scott Barlow	2020

Innings pitched (2)

201.2	Dennis Leonard	1981
262.1	Bret Saberhagen	1989

Starts (10)

40+	Dennis Leonard	1978
38	Dennis Leonard	1980
26+	Dennis Leonard	1981
36+	Mark Gubicza	1989
33	Mark Gubicza	1995
34+	Gil Meche	2007
34+	Gil Meche	2008
34+	Bruce Chen	2012
34+	James Shields	2013
34+	James Shields	2014

Saves (6)

33+	Dan Quisenberry	1980
35	Dan Quisenberry	1982
45	Dan Quisenberry	1983
44	Dan Quisenberry	1984
37	Dan Quisenberry	1985
45+	Jeff Montgomery	1993

Home runs allowed (3)

30	Dennis Leonard	1980
37	Tim Belcher	1998
36	Jeff Suppan	2000

Shutouts (1)

5+	Dennis Leonard	1979
----	----------------	------

B/9 (4)

1.41	Doug Bird	1976
1.45	Bret Saberhagen	1985
1.80	Mark Gubicza	1994
2.01	Chris Haney	1996

WHIP (4)

0.87	Roger Nelson	1972
1.13	Bud Black	1984
1.06	Bret Saberhagen	1985
0.96	Bret Saberhagen	1989

FIELDING LEADERS

Outfield assists (6)

15+	Amos Otis	1970
14	Willie Wilson	1981
17	Jermaine Dye	1999
20	Alex Gordon	2011
19	Jeff Francoeur	2012
17	Alex Gordon	2013

+ tied American League lead

current Royals in **BOLD**

YEAR-BY-YEAR BATTING LEADERS

YR	AVERAGE	HITS	HR	RBI				
1969	Lou Piniella	.282	Lou Piniella	139	Ed Kirkpatrick	14	Joe Foy	71
1970	Lou Piniella	.301	Amos Otis	176	Bob Oliver	27	Bob Oliver	99
1971	Amos Otis	.301	Amos Otis	167	Amos Otis	15	Amos Otis	79
1972	Lou Piniella	.312	Lou Piniella	179	John Mayberry	25	John Mayberry	100
1973	Amos Otis	.300	Amos Otis	175	Mayberry/Otis	26	John Mayberry	100
1974	Hal McRae	.310	Hal McRae	167	John Mayberry	22	Hal McRae	88
1975	George Brett	.308	George Brett	195	John Mayberry	34	John Mayberry	106
1976	George Brett	.333	George Brett	215	Amos Otis	18	John Mayberry	95
1977	Brett/Cowens	.312	Hal McRae	191	Cowens/Mayberry	23	Al Cowens	112
1978	Amos Otis	.298	Hal McRae	170	Amos Otis	22	Amos Otis	96
1979	George Brett	.329	George Brett	212	George Brett	23	Darrell Porter	112
1980	George Brett	.390	Willie Wilson	230	George Brett	24	George Brett	118
1981	George Brett	.314	Willie Wilson	133	Willie Aikens	17	Amos Otis	57
1982	Willie Wilson	.332	Willie Wilson	194	Hal McRae	27	Hal McRae	133
1983	Hal McRae	.311	Hal McRae	183	George Brett	25	George Brett	93
1984	Willie Wilson	.301	Willie Wilson	163	Steve Balboni	28	Steve Balboni	77
1985	George Brett	.335	George Brett	184	Steve Balboni	36	George Brett	112
1986	George Brett	.290	Willie Wilson	170	Steve Balboni	29	Steve Balboni	88
1987	Kevin Seitzer	.323	Kevin Seitzer	207	Danny Tartabull	34	Danny Tartabull	101
1988	George Brett	.306	George Brett	180	Danny Tartabull	26	George Brett	103
1989	Jim Eisenreich	.293	Kevin Seitzer	168	Bo Jackson	32	Bo Jackson	105
1990	George Brett	.329	George Brett	179	Bo Jackson	28	George Brett	87
1991	Danny Tartabull	.316	Brian McRae	164	Danny Tartabull	31	Danny Tartabull	100
1992	Brett/Jefferies	.285	Gregg Jefferies	172	Mike Macfarlane	17	Gregg Jefferies	75
1993	Wally Joyner	.292	Brian McRae	177	Mike Macfarlane	20	George Brett	75
1994	Wally Joyner	.311	Brian McRae	119	Bob Hamelin	24	Bob Hamelin	65
1995	Wally Joyner	.310	Wally Joyner	144	Gary Gaetti	35	Gary Gaetti	96
1996	Jose Offerman	.303	Jose Offerman	170	Craig Paquette	22	Craig Paquette	67
1997	Jay Bell	.291	Jay Bell	167	Chili Davis	30	Jeff King	112
1998	Jose Offerman	.315	Jose Offerman	191	Dean Palmer	34	Dean Palmer	119
1999	Mike Sweeney	.322	Joe Randa	197	Jermaine Dye	27	Jermaine Dye	119
2000	Mike Sweeney	.333	Johnny Damon	214	Jermaine Dye	33	Mike Sweeney	144
2001	Carlos Beltrán	.306	Carlos Beltrán	189	Mike Sweeney	29	Carlos Beltrán	101
2002	Mike Sweeney	.340	Carlos Beltrán	174	Carlos Beltrán	29	Carlos Beltrán	105
2003	Carlos Beltrán	.307	Raúl Ibañez	179	Carlos Beltrán	26	Carlos Beltrán	100
2004	Joe Randa	.287	Joe Randa	139	Mike Sweeney	22	Mike Sweeney	79
2005	Mike Sweeney	.300	Angel Berroa	164	Mike Sweeney	21	Emil Brown	86
2006	Mark Grudzielanek	.297	Mark Grudzielanek	163	Mark Teahen	18	Emil Brown	81
2007	Mark Teahen	.285	David DeJesus	157	John Buck	18	Emil Brown	62
2008	David DeJesus	.307	David DeJesus	159	José Guillén	20	José Guillén	97
2009	Billy Butler	.301	Billy Butler	183	Miguel Olivo	23	Billy Butler	93
2010	Billy Butler	.318	Billy Butler	189	Betancourt/Guillen	16	Betancourt/Butler	78
2011	Melky Cabrera	.305	Melky Cabrera	201	Alex Gordon	23	Billy Butler	95
2012	Billy Butler	.313	Billy Butler	192	Billy Butler	29	Billy Butler	107
2013	Eric Hosmer	.302	Eric Hosmer	188	Alex Gordon	20	Billy Butler	82
2014	Lorenzo Cain	.301	Alcides Escobar	165	Alex Gordon	19	Alex Gordon	74
2015	Lorenzo Cain	.307	Eric Hosmer	178	Morales/Moustakas	22	Kendrys Morales	106
2016	Cheslor Cuthbert	.274	Alcides Escobar	166	Kendrys Morales	30	Eric Hosmer	104
2017	Eric Hosmer	.318	Eric Hosmer	192	Mike Moustakas	38	Eric Hosmer	94
2018	Whit Merrifield	.304	Whit Merrifield	192	Salvador Perez	27	Salvador Perez	80
2019	Whit Merrifield	.302	Whit Merrifield	206	Jorge Soler	48	Jorge Soler	117
2020	Whit Merrifield	.282	Whit Merrifield	70	Salvador Perez	11	Maikel Franco	38
2021	Nicky Lopez	.300	Whit Merrifield	184	Salvador Perez	48	Salvador Perez	121
2022	Bobby Witt Jr.	.254	Bobby Witt Jr.	150	Salvador Perez	23	Bobby Witt Jr.	80
2023	Bobby Witt Jr.	.276	Bobby Witt Jr.	177	Bobby Witt Jr.	30	Bobby Witt Jr.	96

batting average leaders based on min. 3.1 PA/team game

YEAR-BY-YEAR PITCHING LEADERS

YR	WINS	INNINGS	ERA	STRIKEOUTS	
1969	Wally Bunker	12	Wally Bunker 222.2	Wally Bunker 3.23	Bill Butler 156
1970	Jim Rooker	10	Dick Drago 240.0	Bob Johnson 3.07	Bob Johnson 206
1971	Dick Drago	17	Dick Drago 241.1	Mike Hedlund 2.71	Dick Drago 109
1972	Drago/Splittorff	12	Dick Drago 239.1	Roger Nelson 2.08	Paul Splittorff 140
1973	Paul Splittorff	20	Paul Splittorff 262.0	Paul Splittorff 3.98	Steve Busby 174
1974	Steve Busby	22	Steve Busby 292.1	Al Fitzmorris 2.79	Steve Busby 198
1975	Steve Busby	18	Steve Busby 260.1	Steve Busby 3.08	Steve Busby 160
1976	Dennis Leonard	17	Dennis Leonard 259.0	Al Fitzmorris 3.06	Dennis Leonard 150
1977	Dennis Leonard	20	Dennis Leonard 292.2	Dennis Leonard 3.04	Dennis Leonard 244
1978	Dennis Leonard	21	Dennis Leonard 294.2	Larry Gura 2.72	Dennis Leonard 183
1979	Paul Splittorff	15	Paul Splittorff 240.0	Dennis Leonard 4.08	Dennis Leonard 126
1980	Dennis Leonard	20	Larry Gura 283.1	Larry Gura 2.95	Dennis Leonard 155
1981	Dennis Leonard	13	Dennis Leonard 201.2	Larry Gura 2.72	Dennis Leonard 107
1982	Larry Gura	18	Larry Gura 248.0	Vida Blue 3.78	Vida Blue 103
1983	Paul Splittorff	13	Larry Gura 200.1	Larry Gura 4.90	Paul Splittorff 61
1984	Bud Black	17	Bud Black 257.0	Bud Black 3.12	Bud Black 140
1985	Bret Saberhagen	20	Charlie Leibbrandt 237.2	Charlie Leibbrandt 2.69	Bret Saberhagen 158
1986	Charlie Leibbrandt	14	Charlie Leibbrandt 231.1	Danny Jackson 3.20	Mark Gubicza 118
1987	Bret Saberhagen	18	Bret Saberhagen 257.0	Bret Saberhagen 3.36	Mark Gubicza 166
1988	Mark Gubicza	20	Mark Gubicza 269.2	Mark Gubicza 2.70	Mark Gubicza 183
1989	Bret Saberhagen	23	Bret Saberhagen 262.1	Bret Saberhagen 2.16	Bret Saberhagen 193
1990	Steve Farr	13	Tom Gordon 195.1	Kevin Appier 2.76	Tom Gordon 175
1991	Appier/Saberhagen	13	Kevin Appier 207.2	Bret Saberhagen 3.07	Tom Gordon 167
1992	Kevin Appier	15	Kevin Appier 208.1	Kevin Appier 2.46	Kevin Appier 150
1993	Kevin Appier	18	David Cone 254.0	Kevin Appier 2.56	David Cone 191
1994	David Cone	16	David Cone 171.2	David Cone 2.94	Kevin Appier 145
1995	Kevin Appier	15	Mark Gubicza 213.1	Mark Gubicza 3.75	Kevin Appier 185
1996	Tim Belcher	15	Tim Belcher 238.2	Kevin Appier 3.62	Kevin Appier 207
1997	Tim Belcher	13	Kevin Appier 235.2	Kevin Appier 3.40	Kevin Appier 196
1998	Tim Belcher	14	Tim Belcher 234.0	Tim Belcher 4.27	José Rosado 135
1999	Rosado/Suppan	10	Jeff Suppan 208.2	José Rosado 3.85	José Rosado 141
2000	Jeff Suppan	10	Jeff Suppan 217.0	Mac Suzuki 4.34	Mac Suzuki 135
2001	Jeff Suppan	10	Jeff Suppan 218.1	Jeff Suppan 4.37	Jeff Suppan 120
2002	Paul Byrd	17	Paul Byrd 228.1	Paul Byrd 3.90	Paul Byrd 129
2003	Darrell May	10	Darrell May 210.0	Darrell May 3.77	Darrell May 115
2004	Gobble/May	9	Darrell May 186.0	Darrell May 5.61	Darrell May 120
2005	R. Hernández	8	Zack Greinke 183.0	Zack Greinke 5.80	Zack Greinke 114
2006	Mark Redman	11	Mark Redman 167.0	Mark Redman 5.71	Jimmy Gobble 80
2007	Brian Bannister	12	Gil Meche 216.0	Gil Meche 3.67	Gil Meche 156
2008	Gil Meche	14	Gil Meche 210.1	Zack Greinke 3.47	Greinke/Meche 183
2009	Zack Greinke	16	Zack Greinke 229.1	Zack Greinke 2.16	Zack Greinke 242
2010	Bruce Chen	12	Zack Greinke 220.0	Zack Greinke 4.17	Zack Greinke 181
2011	Bruce Chen	12	Luke Hochevar 198.0	Luke Hochevar 4.68	Luke Hochevar 128
2012	Bruce Chen	11	Bruce Chen 191.2	Luis Mendoza 4.23	Luke Hochevar 144
2013	Jeremy Guthrie	15	James Shields 228.2	James Shields 3.15	James Shields 196
2014	Shields/Ventura	14	James Shields 227.0	Yordano Ventura 3.20	James Shields 180
2015	Ventura/Vólquez	13	Edinson Vólquez 200.1	Edinson Vólquez 3.55	Yordano Ventura 156
2016	Danny Duffy	12	Ian Kennedy 195.2	Danny Duffy 3.51	Danny Duffy 188
2017	Jason Vargas	18	Jason Hammel 180.1	Jason Vargas 4.16	Jason Hammel 145
2018	Junis/Keller	9	Jakob Junis 177.0	Jakob Junis 4.37	Jakob Junis 164
2019	Jakob Junis	9	Jakob Junis 175.1	Brad Keller 4.19	Jakob Junis 164
2020	Brad Keller	5	Brady Singer 64.1	Brady Singer 4.06	Brady Singer 61
2021	Keller/Minor	8	Mike Minor 158.2	-	Mike Minor 149
2022	Brady Singer	10	Brady Singer 153.1	-	Brady Singer 150
2023	Brady Singer	8	Jordan Lyles 177.2	Jordan Lyles 6.28	Brady Singer 133

ERA leaders based on 1.0 IP/team game

no Royals pitcher qualified for the ERA title in 2021 or 2022

NO-HITTERS BY ROYALS

STEVE BUSBY, APRIL 27, 1973 at DETROIT

ROYALS 3, TIGERS 0

In just his 10th Major League start, 23-year old **Steve Busby** recorded the first no-hitter in Royals history on April 27, 1973 at Detroit in a 3-0 win. Busby issued 6 walks, including 1 with 2 outs in the 2nd, 2 in the 4th, the last of which was erased on a double play, and 1 to begin the 5th, 7th and 9th.

Busby's was the first no-hitter at Tiger Stadium by an opposing pitcher since Hall of Famer **Bob Lemon** did it with Cleveland 25 years prior on June 30, 1948. Lemon, coincidentally, was Royals Manager when Busby made his Major League debut in 1972.

In his next start on May 4 in Milwaukee, Busby recorded 5.1 hitless innings before allowing a home run to **Dave May** in the 6th, ending his hitless streak at 14.0 innings.

TIGERS BATTERS	AB	R	H	RBI	BB	SO	HB
Jim Northrup RF	4	0	0	0	0	0	0
Aurelio Rodriguez 3B	3	0	0	0	0	1	0
Duke Sims PH	0	0	0	0	1	0	0
Rich Reese LF	3	0	0	0	1	0	0
Bill Freehan C	2	0	0	0	2	0	0
Gates Brown DH	3	0	0	0	0	0	0
Norm Cash 1B	1	0	0	0	2	1	0
Dick McAuliffe 2B	3	0	0	0	0	0	0
Mickey Stanley CF	3	0	0	0	0	1	0
Ed Brinkman SS	3	0	0	0	0	1	0
TIGERS TOTALS	25	0	0	0	6	4	0

STEVE BUSBY, JUNE 19, 1974 at MILWAUKEE

ROYALS 2, BREWERS 0

Steve Busby threw the second no-hitter in Royals history in a 2-0 win on June 19, 1974 at Milwaukee's County Stadium, becoming the first pitcher in Major League history to record no-hitters in each of his first two full seasons. Milwaukee's only baserunner was **George Scott**, who walked to begin the 2nd inning, after which Busby retired 24 straight batters.

In his following start on June 24 vs. the White Sox, he retired the first nine batters before **Pat Kelly** walked to begin the 4th, snapping a streak of 33 consecutive batters retired, which is an American League record.

Including the final 2.0 innings of his start on June 14, all 9.0 innings on June 19 and the first 5.0 innings of his start on June 24, **Busby** recorded a club-record 16.0 consecutive hitless innings, a streak that was snapped by Kelly's 1-out single in the 6th on June 24.

BREWERS BATTERS	AB	R	H	RBI	BB	SO	HB
Don Money 3B	4	0	0	0	0	0	0
Robin Yount SS	3	0	0	0	0	1	0
Dave May RF	3	0	0	0	0	0	0
George Scott 1B	2	0	0	0	1	0	0
John Briggs LF	3	0	0	0	0	1	0
Darrell Porter C	3	0	0	0	0	0	0
Bob Hansen DH	3	0	0	0	0	0	0
Bob Coluccio CF	3	0	0	0	0	1	0
Tim Johnson 2B	3	0	0	0	0	0	0
BREWERS TOTALS	27	0	0	0	1	3	0

JIM COLBORN, MAY 14, 1977 vs. TEXAS

ROYALS 6, RANGERS 0

Jim Colborn secured his place in Royals lore with the third no-hitter in franchise history on May 14, 1977 vs. the Rangers, a 6-0 win which marked the first no-hitter by a Royal at then-Royals Stadium.

Colborn plunked **Toby Harrah** in the 5th inning but left him stranded at second after he stole the bag, and later stranded a walk to **Jim Sundberg** to begin the 6th. Colborn, pitching in his first of two seasons with Kansas City, recorded 6 strikeouts, the most by a pitcher in any of the Royals four no-hitters.

Colborn went on to win 18 games for the Royals in 1977, but was traded to Seattle in June 1978.

RANGERS BATTERS	AB	R	H	RBI	BB	SO	HB
C. Washington LF	4	0	0	0	0	0	0
Bert Campaneris SS	3	0	0	0	0	0	0
Mike Hargrove 1B	3	0	0	0	0	0	0
Willie Horton DH	3	0	0	0	0	1	0
Tom Grieve RF	3	0	0	0	0	1	0
Toby Harrah 3B	2	0	0	0	0	0	1
Bump Wills 2B	3	0	0	0	0	3	0
Jim Sundberg C	1	0	0	0	1	0	0
Bill Fahey PH	1	0	0	0	0	0	0
Juan Beniquez CF	2	0	0	0	0	1	0
Dave May PH	1	0	0	0	0	0	0
RANGERS TOTALS	26	0	0	0	1	6	1

BRET SABERHAGEN, AUG. 26, 1991 vs. WHITE SOX

ROYALS 7, WHITE SOX 0

Bret Saberhagen recorded the most recent no-hitter in Royals history on Aug. 26, 1991 in a 7-0 win over the White Sox at then-Royals Stadium. Chicago's only baserunners were a 1-out walk by **Ron Karkovice** in the 3rd inning and a walk by **Dan Pasqua** to begin the 8th.

Saberhagen became the third pitcher in Major League history to throw a no-hitter, win a **Cy Young Award** (1985, 89) and be named World Series MVP (1985), joining Hall of Famers **Sandy Koufax** and **Bob Gibson**.

WHITE SOX BATTERS	AB	R	H	RBI	BB	SO	HB
Tim Raines LF	4	0	0	0	0	2	0
Joey Cora 2B	4	0	0	0	0	1	0
Frank Thomas 1B	4	0	0	0	0	0	0
Robin Ventura 3B	3	0	0	0	0	0	0
Carlton Fisk DH	3	0	0	0	0	1	0
Dan Pasqua RF	2	0	0	0	1	0	0
Lance Johnson CF	3	0	0	0	0	0	0
Ron Karkovice C	2	0	0	0	1	1	0
Matt Merullo C	0	0	0	0	0	0	0
Ozzie Guillen SS	3	0	0	0	0	0	0
WHITE SOX TOTALS	28	0	0	0	2	5	0

NO-HITTERS vs. ROYALS

NOLAN RYAN, MAY 15, 1973 at KANSAS CITY

ANGELS 3, ROYALS 0

Nolan Ryan threw the first of two no-hitters against the Royals in a 3-0 win for the Angels on May 15, 1973. He struck out 12 Royals and allowed only three baserunners, including walks by **Steve Hovley** in the 1st, **Carl Taylor** in the 3rd and **Paul Schaal** in the 8th, but only Hovley got to second base on a steal.

It was the first of two no-hitters by Ryan in 1973 and the first of his Major League-record seven career no-hitters.

ROYALS BATTERS	AB	R	H	RBI	BB	SO	HB
Fred Patek SS	4	0	0	0	0	2	0
Steve Hovley RF	3	0	0	0	1	1	0
Amos Otis CF	4	0	0	0	0	1	0
John Mayberry 1B	3	0	0	0	0	3	0
Cookie Rojas 2B	3	0	0	0	0	0	0
Ed Kirkpatrick DH-C	3	0	0	0	0	1	0
Lou Piniella LF	3	0	0	0	0	1	0
Paul Schaal 3B	2	0	0	0	1	2	0
Carl Taylor C	1	0	0	0	1	1	0
Gail Hopkins PH	1	0	0	0	0	0	0
Gene Garber P-P	0	0	0	0	0	0	0
ROYALS TOTALS	27	0	0	0	3	12	0

JON LESTER, MAY 19, 2008 vs. KANSAS CITY

RED SOX 7, ROYALS 0

Jon Lester recorded the second and most recent no-hitter vs. the Royals on May 19, 2008 in a 7-0 Red Sox win at Fenway Park. Kansas City could muster only two baserunners, walks by **Billy Butler** in the 2nd and **Esteban Germán** in the 9th. Butler was erased by a force out off the bat of **Miguel Olivo**, who advanced to second base on an E1 pickoff attempt, and Germán advanced to second and third on a pair of groundouts.

Lester recorded 9 strikeouts and threw 130 pitches.

ROYALS BATTERS	AB	R	H	RBI	BB	SO	HB
David DeJesus CF	4	0	0	0	0	0	0
Mark Grudzielanek 2B	3	0	0	0	0	2	0
Alberto Callaspo 2B	1	0	0	0	0	1	0
Alex Gordon 3B	3	0	0	0	0	0	0
José Guillén DH	3	0	0	0	0	1	0
Billy Butler 1B	2	0	0	0	1	2	0
Miguel Olivo C	3	0	0	0	0	2	0
Mark Teahen RF	3	0	0	0	0	0	0
Esteban Germán LF	2	0	0	0	1	1	0
Tony Peña SS	3	0	0	0	0	0	0
ROYALS TOTALS	27	0	0	0	2	9	0

MOST TEAM GAMES SINCE LAST NO-HITTER

GAMES	TEAM	DATE/OPP	PITCHER
6,712	CLE	5/15/81 vs. TOR	Len Barker
5,207	TOR	9/2/90 at CLE	Dave Stieb
5,051	KC	8/26/91 vs. CWS	Bret Saberhagen

FEWEST TIMES BEING NO-HIT (ACTIVE FRANCHISES)

NO.	TEAM*	LAST	PITCHER
2	KC (1969)	5/19/08 at BOS	Jon Lester
3	COL (1993)	6/18/14 at LAD	Clayton Kershaw
3	MIA (1993)	9/28/14 at WAS	Jordan Zimmermann

*first year of franchise

MOST TEAM GAMES SINCE LAST BEING NO-HIT

GAMES	TEAM	DATE/OPP	PITCHER
3,807	LAA	9/11/99 at MIN	Eric Milton
2,446	KC	5/19/08 at BOS	Jon Lester

LONGEST NO-HIT BIDS vs. ROYALS+

DATE/OPP	PITCHER	NO-HIT THROUGH
9/11/70 vs. OAK	Vida Blue	7.2 IP
7/27/72 at CWS	Stan Bahnsen	7.2 IP
7/31/72 at CAL	Nolan Ryan	7.0 IP
5/15/73 vs. CAL	Nolan Ryan	no-hitter
7/20/74 at NYY	Doc Medich	8.0 IP
5/2/76 vs. NYY	Rudy May	8.0 IP
9/1/87 vs. MIL	Ted Higuera	7.2 IP
5/4/89 at CLE	John Farrell	8.0 IP
4/14/92 vs. OAK	Ron Darling	7.0 IP
9/16/93 at SEA	Randy Johnson	7.1 IP
7/13/01 at PIT	Todd Ritchie	8.1 IP
7/3/04 at SD	Adam Eaton	7.0 IP
8/31/07 at MIN	Scott Baker	8.1 IP
5/19/08 at BOS	Jon Lester	no-hitter
8/2/09 at TB	James Shields	7.0 IP
9/7/11 at OAK	Guillermo Moscoso	7.2 IP
9/13/22 at MIN	Joe Ryan	7.0 IP
5/15/23 at SD	Michael Wacha	7.0 IP

LONGEST NO-HIT BIDS by ROYALS+

DATE/OPP	PITCHER	NO-HIT THROUGH
6/4/70 at NYY	Jim Rooker	8.0 IP
8/23/72 vs. BOS	Roger Nelson	7.2 IP
4/27/73 at DET	Steve Busby	no-hitter
6/19/74 at MIL	Steve Busby	no-hitter
5/14/77 vs. TEX	Jim Colborn	no-hitter
9/2/77 vs. MIL	Paul Splittorff	7.2 IP
8/19/83 at BAL	Gaylord Perry	7.0 IP
6/22/85 vs. SEA	Bret Saberhagen	7.0 IP
10/1/86 vs. CAL	Danny Jackson	8.0 IP
4/10/87 vs. NYY	Bret Saberhagen	7.1 IP
8/26/91 vs. CWS	Bret Saberhagen	no-hitter
9/27/91 vs. CAL	Bret Saberhagen	7.1 IP
8/19/12 vs. CWS	Jeremy Guthrie	7.2 IP
8/1/16 at TB	Danny Duffy	7.0 IP
9/8/18 at MIN	Jorge López	8.0 IP
9/10/20 at CLE	Brady Singer	7.2 IP

+does not include combined no-hit bids

TEAM & STADIUM FIRSTS & LASTS

ROYALS FIRSTS

Game

April 8, 1969 vs. MIN at Municipal Stadium (4-3 win in 12 inn)

Batter

Lou Piniella double off Tom Hall, April 8, 1969 vs. MIN

Hit

Lou Piniella double off T. Hall (1st inn), April 8, 1969 vs. MIN

Run

Lou Piniella (1st inn), April 8, 1969 vs. MIN

RBI

Jerry Adair RBI single (1st inn), April 8, 1969 vs. MIN

Triple

Lou Piniella (7th inn), April 19, 1969 vs. OAK

Home run

Mike Fiore off J. Odom (1st inn), April 13, 1969 at OAK (G1)

Grand Slam

Bob Oliver off Jim Bouton, July 4, 1969 vs. SEA

Game-winning hit

Joe Keough, PH RBI single (12th inn), April 8, 1969 vs. MIN

Stolen base

Joe Foy (4th inn), April 9, 1969 vs. MIN

Winning pitcher

Moe Drabowski, April 8, 1969 vs. MIN

Save

Dave Wickersham, April 12, 1969 at OAK

MUNICIPAL STADIUM LASTS (1972)

Game

Oct. 4, 1972 vs. TEX (4-0 win)

Batter

Ted Ford, line out off Roger Nelson, Oct. 4, 1972 at KC

Hit

Ed Kirkpatrick single (8th inn), Oct. 4, 1972

Run

Amos Otis (5th inn), Oct. 4, 1972 vs. TEX

RBI

Lou Piniella, 2-run single off Pete Broberg
(5th inn), Oct. 4, 1972 vs. TEX

Home run

Gene Tenace, 2-run HR off Monty Montgomery
(4th inn), Sept. 30, 1972 vs. OAK

Royals home run

John Mayberry, 3-run HR off Vida Blue
(5th inn), Sept. 29, 1972 vs. OAK

Winning pitcher

Roger Nelson, Oct. 4, 1972 vs. TEX

Save

Ted Abernathy, Aug. 19, 1972 vs. MIL

KAUFFMAN STADIUM FIRSTS (1973)

Game

April 10, 1973 vs. TEX (12-1 win)

Batter

D. Nelson groundout off Paul Splittorff, April 10, 1973 vs. TEX

Hit

Amos Otis single off Broberg (1st inn), April 10, 1973 vs. TEX

Run

Fred Patek (1st inn), April 10, 1973 vs. TEX

RBI

John Mayberry 2-run single (1st inn), April 10, 1973 vs. TEX

Double

Amos Otis (2nd inn), April 10, 1973 vs. TEX

Triple

Jeff Burroughs (TEX, 2nd inn), April 10, 1973 vs. TEX

Home run

J. Mayberry off B. Gogolewski (5th inn), April 10, 1973 vs. TEX

Grand Slam

D. May (MIL) off Dal Canton (9th inn), April 26, 1973 vs. MIL

Stolen base

Fred Patek (1st inn), April 10, 1973 vs. TEX

Winning pitcher

Paul Splittorff, April 10, 1973 vs. TEX

Save

Bruce Dal Canton, April 13, 1973 vs. CWS

ATTENDANCE RECORDS

KAUFFMAN STADIUM

Single season	
2015	2,708,549
Single game (regular season)	
41,860	July 26, 1980 vs. NYY
Single game, day (regular season)	
41,788	April 11, 2005 vs. SEA
Single game, night (regular season)	
41,860	July 26, 1980 vs. NYY
Lowest attended game	
6,180	Sept. 22, 1975 vs. TEX
Opening Day	
41,788	April 11, 2005 vs. SEA
2-game series (regular season)	
79,042	July 24-25, 1978 vs. NYY

3-game series (regular season)	
121,956	July 25-27, 1980 vs. NYY
4-game series (regular season)	
161,109	July 21-24, 1988 vs. NYY
All-Star Game	
40,933	July 10, 2012
Wild Card Game	
40,502	Sept. 30, 2014 vs. OAK
Division Series Game	
40,657	Oct. 5, 2014 vs. LAA G3
Championship Series Game	
42,633	Oct. 9, 1980 vs. NYY G2
World Series Game	
42,380	Oct. 17, 1980 vs. PHI G3

OTHER	
Road game	
73,303	July 4, 1986 at CLE
Municipal Stadium single-game high	
36,623	Aug. 3, 1971 vs. OAK
Municipal Stadium single-game low	
3,454	July 3, 1969 vs. MIN

TOP 5 HOME DATES	
Regular season	
42,039	Aug. 8, 1983 vs. MIL (DH)
41,860	July 26, 1980 vs. NYY
41,788	April 11, 2005 vs. SEA
41,575	April 5, 2004 vs. CWS
41,451	June 30, 1979 vs. CAL

YEAR	DATES	HOME ATT	AVERAGE	YEAR	DATES	HOME ATT	AVERAGE
1969	73	902,414*	12,362	1997	77	1,517,638	19,710
1970	72	693,047*	9,626	1998	79	1,494,875	18,922
1971	72	910,784*	12,650	1999	78	1,506,068	19,309
1972	69	707,656*	10,256	2000	81	1,564,847	19,319
1973	74	1,345,341	18,180	2001	81	1,536,371	18,968
1974	78	1,173,292	15,042	2002	77	1,323,036	17,182
1975	77	1,151,836	14,959	2003	78	1,779,895	22,819
1976	78	1,680,265	21,542	2004	79	1,661,478	21,031
1977	76	1,852,603	24,376	2005	79	1,371,181	17,357
1978	80	2,255,493	28,194	2006	80	1,372,638	17,158
1979	79	2,261,845	28,631	2007	81	1,616,867	19,961
1980	81	2,288,714	28,256	2008	79	1,578,922	19,986
1981	47	1,279,403	27,221	2009	80	1,797,891	22,474
1982	80	2,284,464	28,556	2010	80	1,615,327	20,192
1983	79	1,963,875	24,859	2011	81	1,724,450	21,290
1984	77	1,810,018	23,507	2012	80	1,739,859	21,748
1985	80	2,162,717	27,034	2013	81	1,750,754	21,614
1986	78	2,320,794	29,754	2014	81	1,956,482	24,154
1987	80	2,392,471	29,906	2015	81	2,708,549	33,439
1988	80	2,350,181	29,377	2016	81	2,557,712	31,577
1989	80	2,477,700	30,971	2017	80	2,220,370	27,755
1990	78	2,244,956	28,781	2018	81	1,665,107	20,557
1991	80	2,161,537	27,019	2019	80	1,479,659^	18,496
1992	79	1,867,689	23,642	2020	-	-	-
1993	80	1,934,578	24,182	2021	81	1,159,613+	14,316
1994	57	1,400,494	24,570	2022	80	1,277,776	15,972
1995	70	1,233,530	17,622	2023	81	1,307,052	16,136
1996	80	1,435,997	17,950				
TOTALS	4,191	91,828,111	21,911				

*Royals played at Municipal Stadium from 1969-72

No tickets sold in 2020 due to pandemic

+ Limited tickets sold through May 30, 2021 due to pandemic

^ Includes 25,454 for June 13, 2019 home game in Omaha

Kauffman Stadium capacity for 2024 is 37,903

2024 IMPORTANT DATES CALENDAR

January

- 11 Exchange Date
- 15 Beginning of the 2024 International Signing Period and 2025 International Registration Period
- 29 Beginning of Salary Arbitration Hearings

February

- 14 Voluntary Report Date for Pitchers, Catchers and Injured Players.
First date players may be placed on the 60 Day Injured List
- 16 End of Salary Arbitration Hearings
- 17 First date weekend waivers will be processed
- 19 Voluntary Report Date for Position Players
- 24 Mandatory date all players must report to Spring Training
Anticipated start of Spring Training games amongst Clubs

March

- 2 First date to renew Major League Contracts
- 3 First date Clubs may request Waivers on selected Rule 5 or Draft-Excluded Players
- 8 First date Clubs may assign Draft-Excluded players
- 11 Last date to request UR Waivers to owe 30 days' termination pay (before 2pm ET)
Last date to renew Major League Contracts
- 12 UR Waivers requested today through 3/26, Club will owe player 45 days' termination pay
Last date to assign injured player to a Minor League club, if applicable
- 18 Last date XX(B) players signed to a Minor League UPC qualifies for opt-outs
- 19 Earliest date a player may be placed on the Minor League Full-Season or 60-day Injured Lists
- 20 Opening Day for Los Angeles Dodgers and San Diego Padres - Korea
- 23 XX(B) players may require release if not agreement to add to 26-man roster
- 24 Earliest date that a Club may backdate a placement on the 7-day Concussion Injured List
Last date to request UR Waivers to owe 45 days' termination pay (before 2pm ET)
- 25 Earliest date that a Club may backdate a placement on the 10 or 15-day Injured List
Last day to request OR Waivers prior to Opening Day
- 26 Last day to request UR Waivers prior to Opening Day
- 28 Official Opening of the 2024 season: rosters reduced to 26 (13 pitchers) by 12pm ET – Noon
Optional assignments (after 12pm ET) begin to count towards the annual option limit of 5
- 29 AAA Opening Day – Domestic Reserve List Limit reduced to 165
- 31 First date 7-day Injured List players may be reinstated, if applicable

April

- 4 First date 10-day Injured List players may be reinstated, if applicable
- 7 First date optioned position players may be recalled, if applicable
- 9 First date 15-day Injured List players may be reinstated, if applicable
- 12 First date optioned pitchers may be recalled, if applicable

May

- 1 XX(B) Minor League player may require release if not added to Active Roster
- 15 Earliest date Clubs may re-sign Major League players they released after August 31, 2023
- 27 First date that players on the 60-day Injured List may be reinstated, if permissible

June

- 1 XX(B) Minor League player may require release if not added to Active Roster
- 15 First date Cubs may trade XX(B) player without his consent
- 17-22 MLB Draft Combine, Phoenix, AZ

July

- 7 Start of the Closed Period – First-Year Player Draft
- 14-16 First-Year Player Draft, Arlington, TX
- 16 All-Star Game, Globe Life Field, Arlington, TX
- 30 Trade Deadline – 6:00pm ET

August

- 1 Signing Deadline for drafted players (First-Year Player Draft) – 5:00pm ET
- 15 Last Date to select a player to avoid draft-excluded status
- 30 Last date to trade any Minor League UPC to avoid until end of championship season a 12pm ET – Noon
- 31 Post-season eligibility lists are established at 11:59pm ET

September

- 1 Active Major League player limit increased from 26 to 28 and 14 pitchers
- 6 Players optioned today through end of season accrue MLS while optioned
- 22 Unconditional Release waivers must be requested by 2:00pm ET to avoid May 15, 2025, signing restriction
- 29 Last weekend date waivers will be processed until next spring training
Last day of the 2024 championship season
- 30 All players on optional assignment must be recalled
All players on the 7-day, 10-day and 15-day Injured Lists must be reinstated
Minor League UPC's may now be traded between Major League Clubs
Injured players now may be assigned to the Minor Leagues until November 19, if permissible

October

- 30-15 Article XX(D) Free Agency period. 48 hours following last game for post-season teams

TBD Dates (Based on the end of the World Series)

- 1st Day After Eligible XX(B) players become free agents (start of the Quiet Period)
First date players may be traded between Major League Clubs
- 4th Day After Last date to request waivers on draft-excluded players until next spring
- 5th Day After Last date to outright potential Minor League free agent without
Major League contract, if applicable
Last date for former Club to tender qualifying offer to XX(B) players, if applicable
Domestic Minor League Player Limit increased to 175 players
Minor League players become free agents at 5:00pm ET, if applicable
End of the Quiet Period XX(B) player can negotiate and sign with any Club
All players on the 60-day Injured Lists must be reinstated

November

- 1 Deadline for the 2025 International Registration Period
- 15 Last date to ask Outright Waivers on an injured player, if permissible
- 19 Last date to outright an injured player to the Minor Leagues, if applicable
XX(B) players decide to accept qualifying offer from former Club by 4:00pm ET, if applicable
Reserve lists for all Major and Minor League levels filed by 6:00pm ET
(All Transactions MUST be entered by 5:30 PM ET)
- 22 Tender deadline

December

- 1 Release of the 2025 International Registered Player List
- 4 Last date to request OR Waivers to assign a player prior to Rule 5 Draft
- 8 Last date to outright a player prior to the Rule 5 Draft
- 10 MLB Draft Lottery
- 11 Major League Rule 5 Draft – Winter Meetings, Dallas TX
- 15 End of 2024 International Signing Period

THESE DATES WILL BE USED UNLESS OTHERWISE NOTIFIED



Getty Images



ROYALS OPPONENTS

- 288 Year-by-year vs. American League Opponents
- 289 Year-by-year vs. National League Opponents
- 290 American League Opponents (alphabetical order)
- 304 National League Opponents (alphabetical order)
- 319 Interleague Play
- 320 Last Trade by Team



DID YOU KNOW?

ROYALS BEST WIN PCT vs. OPPONENT*

OPPONENT	WIN PCT
1. Milwaukee Brewers	.546
2. Seattle Mariners	.505
3. Detroit Tigers	.503

*min. 40 games

YEAR-BY-YEAR vs. AMERICAN LEAGUE OPPONENTS

YEAR	BAL	BOS	CWS	CLE	DET	HOU	LAA	MIN	NYN	OAK	SEA	TB	TEX	TOR
1969	1-11	2-10	10-8	5-7	4-8	-	9-9	8-10	5-7	8-10	-	-	7-5	-
1970	0-12	5-7	11-7	4-8	6-6	-	8-10	5-13	1-11	7-11	-	-	6-6	-
1971	5-6	11-1	9-9	10-2	4-8	-	10-8	9-9	5-7	5-13	-	-	9-3	-
1972	6-6	6-6	9-8	6-6	5-7	-	6-9	9-9	7-5	7-11	-	-	8-6	-
1973	4-8	4-8	12-6	10-2	8-4	-	8-10	9-9	6-6	8-10	-	-	11-7	-
1974	4-8	8-4	7-11	4-8	5-7	-	10-8	8-10	4-8	8-10	-	-	8-10	-
1975	5-7	5-7	9-9	6-6	6-6	-	14-4	11-7	7-5	7-11	-	-	14-4	-
1976	6-6	9-3	10-8	6-6	8-4	-	10-8	10-8	7-5	9-9	-	-	7-11	-
1977	7-4	5-5	7-8	7-3	8-3	-	9-6	10-5	5-5	9-6	11-4	-	8-7	8-2
1978	8-2	6-4	7-8	6-5	6-4	-	6-9	7-8	6-5	10-5	12-3	-	7-8	5-5
1979	6-6	4-8	8-5	6-6	7-5	-	6-7	7-6	5-7	9-4	7-6	-	6-7	9-3
1980	6-6	7-5	8-5	7-5	10-2	-	8-5	5-8	8-4	6-7	7-6	-	10-3	9-3
1981	3-5	3-3	0-2	4-4	2-3	-	6-0	9-4	2-10	3-3	6-7	-	3-4	5-3
1982	8-4	6-6	10-3	10-2	6-6	-	6-7	7-6	5-7	7-6	7-6	-	7-6	4-8
1983	4-8	7-5	4-9	5-7	5-7	-	7-6	6-7	6-6	7-6	8-5	-	8-5	6-6
1984	7-5	9-3	8-5	6-6	5-7	-	7-6	6-7	5-7	5-8	9-4	-	6-7	5-7
1985	6-6	7-5	8-5	10-2	7-5	-	9-4	7-6	5-7	8-5	3-10	-	6-7	7-5
1986	6-6	6-6	6-7	4-8	7-5	-	5-8	6-7	4-8	8-5	5-8	-	8-5	5-7
1987	3-9	6-6	7-6	6-6	7-5	-	8-5	8-5	5-7	5-8	9-4	-	7-6	8-4
1988	12-0	6-6	6-7	6-6	4-8	-	8-5	7-6	6-6	8-5	7-5	-	7-6	4-8
1989	6-6	8-4	7-6	4-8	6-6	-	9-4	7-6	6-6	7-6	9-4	-	8-5	7-5
1990	3-8	8-4	4-9	6-6	7-5	-	6-7	8-5	8-4	4-9	7-6	-	5-8	5-7
1991	8-4	5-7	6-7	8-4	4-8	-	4-9	6-7	7-5	6-7	7-6	-	7-6	5-7
1992	4-8	5-7	6-7	7-5	5-7	-	5-8	6-7	5-7	4-9	7-6	-	6-7	5-7
1993	5-7	7-5	7-6	5-7	7-5	-	7-6	7-6	6-6	6-7	7-6	-	7-6	8-4
1994	1-4	2-4	7-3	4-1	8-4	-	4-6	6-4	4-2	7-3	6-4	-	4-3	6-6
1995	5-4	2-3	5-8	1-11	4-3	-	7-5	6-7	3-7	5-8	7-5	-	8-6	7-5
1996	3-9	9-3	6-7	6-7	6-6	-	8-4	6-7	4-8	5-7	7-5	-	6-6	5-8
1997	4-7	8-3	1-11	3-8	5-6	2-1	5-6	7-5	3-8	3-8	5-6	-	6-5	5-6
1998	6-5	3-8	4-8	4-8	6-6	1-2	5-6	7-5	0-10	7-4	4-6	8-3	3-8	6-5
1999	4-6	2-8	6-6	5-7	4-7	0-3	5-7	5-8	5-4	6-6	7-5	2-8	4-6	3-7
2000	7-3	6-4	7-5	7-5	7-5	1-2	6-6	7-5	2-8	4-8	4-8	5-5	3-7	4-6
2001	2-5	3-3	5-14	8-11	8-11	0-3	4-5	6-13	0-6	3-6	3-6	4-2	4-5	4-3
2002	0-7	2-4	8-11	10-9	10-9	-	3-6	5-14	1-5	1-8	3-6	4-2	7-2	3-4
2003	4-3	1-5	8-11	13-6	14-5	-	3-6	11-8	2-4	2-7	4-5	4-3	7-2	1-5
2004	3-6	2-4	6-13	8-11	11-8	-	0-7	7-12	1-5	2-7	2-5	3-6	4-5	3-3
2005	2-4	2-4	5-13	6-13	9-10	1-2	2-7	6-13	3-3	2-4	2-7	3-5	2-8	3-6
2006	1-5	5-4	8-11	8-10	4-14	2-1	3-7	7-12	2-7	4-5	3-5	1-5	3-3	3-4
2007	0-7	3-3	6-12	7-11	7-11	-	5-2	9-9	1-9	6-4	3-6	4-3	5-4	3-4
2008	3-5	1-6	6-12	8-10	11-7	-	2-3	6-12	5-5	6-3	7-2	3-5	2-7	2-5
2009	4-4	3-5	9-9	8-10	9-9	2-1	1-9	6-12	2-4	2-6	5-4	1-9	3-3	4-3
2010	4-2	3-4	8-10	8-10	8-10	2-1	3-7	5-13	3-5	3-6	5-4	4-4	2-7	3-3
2011	4-5	3-5	11-7	6-12	7-11	-	7-3	8-10	3-3	4-5	5-3	2-5	2-6	4-3
2012	4-5	3-4	12-6	10-8	5-13	2-1	4-5	7-11	3-4	5-4	1-7	4-2	4-5	2-6
2013	4-3	5-2	10-9	9-10	10-9	4-2	2-5	15-4	2-5	1-5	4-3	6-1	3-3	2-4
2014	4-3	1-6	13-6	9-10	6-13	3-3	3-3	11-8	4-3	5-2	2-5	4-2	5-1	4-3
2015	4-3	3-4	12-7	10-9	10-9	2-4	6-1	12-7	2-4	5-1	4-2	6-1	3-4	3-4
2016	2-4	4-2	14-5	5-14	12-7	4-3	1-5	15-4	2-5	1-6	3-4	5-2	1-6	2-4
2017	3-3	4-2	9-10	7-12	11-8	4-3	6-1	8-11	2-5	3-3	5-2	4-3	1-6	4-2
2018	4-2	1-5	8-11	7-12	11-8	1-5	1-6	10-9	2-5	2-5	1-5	0-7	2-5	2-5
2019	3-3	1-5	10-9	7-12	9-10	1-5	2-4	5-14	2-5	2-5	2-5	3-4	2-5	1-6
2020	-	-	1-9	5-5	6-4	-	-	10-9	-	-	-	-	-	-
2021	3-4	2-5	10-9	5-14	11-8	4-3	2-4	5-5	2-4	2-5	4-3	2-4	2-4	3-4
2022	3-4	4-3	10-9	7-12	9-10	2-5	3-3	7-12	1-6	3-3	2-4	3-4	2-4	2-5
2023	1-5	2-5	7-6	6-7	3-10	5-1	2-4	4-9	2-4	2-4	1-6	3-4	1-5	1-6
YEAR	BAL	BOS	CWS	CLE	DET	HOU	LAA	MIN	NYN	OAK	SEA	TB	TEX	TOR
TOTALS	225-288	245-258	418-438	365-420	393-389	43-51	296-311	417-453	204-314	274-339	239-234	88-99	287-296	200-226

Houston Astros franchise played in the National League from 1962-2012

YEAR-BY-YEAR vs. NATIONAL LEAGUE OPPONENTS

YR	AZ	ATL	CHC	CIN	COL	LAD	MIA	MIL	NYM	PHI	PIT	SD	SF	STL	WAS
1969	-	-	-	-	-	-	-	10-8	-	-	-	-	-	-	-
1970	-	-	-	-	-	-	-	12-6	-	-	-	-	-	-	-
1971	-	-	-	-	-	-	-	8-10	-	-	-	-	-	-	-
1972	-	-	-	-	-	-	-	7-5	-	-	-	-	-	-	-
1973	-	-	-	-	-	-	-	8-4	-	-	-	-	-	-	-
1974	-	-	-	-	-	-	-	11-1	-	-	-	-	-	-	-
1975	-	-	-	-	-	-	-	7-5	-	-	-	-	-	-	-
1976	-	-	-	-	-	-	-	8-4	-	-	-	-	-	-	-
1977	-	-	-	-	-	-	-	8-2	-	-	-	-	-	-	-
1978	-	-	-	-	-	-	-	6-4	-	-	-	-	-	-	-
1979	-	-	-	-	-	-	-	5-7	-	-	-	-	-	-	-
1980	-	-	-	-	-	-	-	6-6	-	-	-	-	-	-	-
1981	-	-	-	-	-	-	-	4-5	-	-	-	-	-	-	-
1982	-	-	-	-	-	-	-	7-5	-	-	-	-	-	-	-
1983	-	-	-	-	-	-	-	6-6	-	-	-	-	-	-	-
1984	-	-	-	-	-	-	-	6-6	-	-	-	-	-	-	-
1985	-	-	-	-	-	-	-	8-4	-	-	-	-	-	-	-
1986	-	-	-	-	-	-	-	6-6	-	-	-	-	-	-	-
1987	-	-	-	-	-	-	-	4-8	-	-	-	-	-	-	-
1988	-	-	-	-	-	-	-	3-9	-	-	-	-	-	-	-
1989	-	-	-	-	-	-	-	8-4	-	-	-	-	-	-	-
1990	-	-	-	-	-	-	-	4-8	-	-	-	-	-	-	-
1991	-	-	-	-	-	-	-	9-3	-	-	-	-	-	-	-
1992	-	-	-	-	-	-	-	7-5	-	-	-	-	-	-	-
1993	-	-	-	-	-	-	-	5-7	-	-	-	-	-	-	-
1994	-	-	-	-	-	-	-	5-7	-	-	-	-	-	-	-
1995	-	-	-	-	-	-	-	10-2	-	-	-	-	-	-	-
1996	-	-	-	-	-	-	-	4-9	-	-	-	-	-	-	-
1997	-	-	0-3	1-2	-	-	-	6-6	-	-	2-1	-	-	1-2	-
1998	-	-	2-1	2-0	-	-	-	1-2	-	-	1-1	-	-	2-1	-
1999	-	-	2-1	0-3	-	-	-	1-2	-	-	1-2	-	-	2-1	-
2000	-	-	1-2	-	-	-	-	1-2	-	-	4-2	-	-	1-2	-
2001	1-2	-	1-2	-	-	-	-	2-1	-	-	1-2	-	-	3-0	-
2002	-	-	-	-	-	-	1-2	-	1-2	-	-	2-1	-	1-5	0-3
2003	1-2	-	-	-	2-1	1-2	-	-	-	-	-	-	2-1	3-3	-
2004	-	2-1	-	-	-	-	-	-	2-1	1-2	-	0-3	-	0-3	1-2
2005	2-1	-	-	-	0-3	3-0	-	-	-	-	-	-	2-1	1-2	-
2006	-	-	-	1-2	-	-	-	2-1	-	-	3-0	-	-	2-4	-
2007	-	-	-	-	2-1	-	2-1	1-2	-	2-1	-	-	-	3-3	-
2008	2-1	-	-	-	3-0	-	2-1	-	-	-	-	-	2-1	4-2	-
2009	1-2	-	-	3-0	-	-	-	-	-	-	1-2	-	-	1-5	-
2010	-	0-3	-	2-1	1-2	-	-	-	-	-	-	-	-	2-1	1-2
2011	0-3	-	2-1	-	1-2	-	-	-	-	-	-	0-3	-	2-4	-
2012	1-2	-	-	-	-	-	-	3-0	-	-	0-3	-	-	2-4	-
2013	-	2-2	-	-	-	-	1-2	-	2-1	2-1	-	-	-	1-3	1-2
2014	3-0	-	-	-	3-1	1-2	-	-	-	-	-	2-1	3-0	3-1	-
2015	-	-	1-2	4-0	-	-	-	4-0	-	-	2-1	-	-	2-4	-
2016	-	2-1	-	-	-	-	2-1	-	1-3	1-2	-	-	-	3-1	1-2
2017	2-1	-	-	-	2-1	0-3	-	-	-	-	-	2-1	3-1	0-4	-
2018	-	-	1-2	2-2	-	-	-	1-3	-	-	0-3	-	-	2-4	-
2019	-	3-1	-	-	-	-	2-1	-	1-2	1-2	-	-	-	1-3	1-2
2020	-	-	1-3	2-2	-	-	-	0-3	-	-	3-0	-	-	3-3	-
2021	-	-	3-0	1-2	-	-	-	4-0	-	-	3-1	-	-	1-5	-
2022	1-3	-	-	-	2-1	1-2	-	-	-	-	-	1-2	1-2	1-3	-
2023	1-2	0-3	1-2	0-3	1-2	2-1	0-3	0-3	3-0	1-2	0-3	2-1	2-1	2-2	1-2
YR	AZ	ATL	CHC	CIN	COL	LAD	MIA	MIL	NYM	PHI	PIT	SD	SF	STL	WAS
TOT	15-19		15-19		17-14		10-11		10-9		21-21		15-7		6-15
		9-11		18-17		8-10		218-181		8-10		9-12		49-75	

Milwaukee Brewers franchise played in the American League from 1969-97

ROYALS vs. ORIOLES



BALTIMORE ORIOLES

2023: 101-61
1st, AL East

SERIES INFORMATION

ROYALS RECORD	W-L	DATE	SITE	TIME
All-Time	225-288	4/1	BAL	5:35 CT
in Kansas City	129-130	4/2	BAL	5:35 CT
at Municipal Stadium (1969-72)	7-17	4/3	BAL	12:05 CT
at Kauffman Stadium (1973-present)	122-113	4/19	KC	6:40 CT
in Baltimore	96-158	4/20	KC	6:10 CT
at Memorial Stadium (1954-91)	54-80	4/21	KC	1:10 CT
at Camden Yards (1992-present)	42-78			
Royals season series vs. Orioles	15-29-10			

2023 KC vs. BAL

DATE	SITE	SCORE
5/2	KC	L 11-7
5/3	KC	W 6-0
5/4	KC	L 13-10
6/9	BAL	L 3-2
6/10	BAL	L 6-1
6/11	BAL	L 11-3

2023: The Royals hosted the Orioles for a 3-game set from May 2-4, which kicked off a season-long, 10-game homestand...they suffered a series-opening 11-7 loss despite 4 home runs and a multi-homer effort from **Salvador Perez**, but they got revenge the following night on the back of **Zack Greinke's** 5.0 scoreless innings with just 44 pitches to secure their 1st shutout win of the season...after their 6-0 win on May 3, Kansas City dropped each of its final 4 games against Baltimore to close out the season series, including a 3-game sweep to the O's from June 9-11 at Camden Yards, in which they were outscored 20-6 (-14)...that marked the first time the Royals were swept in Baltimore in nearly six years, since July 31-Aug. 2, 2017...the 3-game sweep followed another 3-game sweep at Miami from June 5-7, and the Royals finished that road trip with an 0-6 record to mark their longest winless trip since April 20-26, 2017.

HISTORY: The Royals are 225-288 all-time against the O's, including 15-29-10 in season series...they have lost each of their last three season sets vs. Baltimore, but from 2013-19, Kansas City won four season series, lost one and split two...after going 70-111 (.387) vs. the Orioles from 1992-2012, the Royals have gone 31-34 (.477) against them in the last 10 seasons in which they've met since 2013...Kansas City put together a 15-game win streak vs. the O's from July 26, 1987-April 11, 1989 to mark their longest win streak vs. any team in club history...the teams faced off in the 2014 AL Championship Series when the Royals swept the Orioles in 4 games--and **Lorenzo Cain** was named ALCS MVP--en route to making the club's third World Series appearance.

LAST TRADE BETWEEN ROYALS AND ORIOLES

DATE	ROYALS ACQUIRED	ORIOLES ACQUIRED
12/18/23	RHP Cesar Espinal	RHP Jonathan Heasley

SERIES HIGHS & SWEEPS

KANSAS CITY		BALTIMORE	
Longest win streak	15, July 26, 1987-April 11, 1989	Longest win streak	23, May 10, 1969-Aug. 2, 1970
Widest win margin	13 (15 (-2), Aug. 16, 1992 at KC)	Widest win margin	13 (13-0), 2x, last April 28, 2002 at KC
Most runs	15 (3x), last May 8, 2018 at BAL	Most runs	15, May 9, 2003 at KC
2-game sweeps	6	2-game sweeps	10
3-game sweeps	11	3-game sweeps	24
4-game sweeps	2	4-game sweeps	2
Last KC 2-game sweep at KC	July 17-18, 1991	Last BAL 2-game sweep at KC	May 16-17, 2012
Last KC 2-game sweep at BAL	May 13-14, 1985	Last BAL 2-game sweep at BAL	April 2-3, 1997
Last KC 3-game sweep at KC	Aug. 31-Sept. 2, 2018	Last BAL 3-game sweep at KC	May 28-30, 2007
Last KC 3-game sweep at BAL	Aug. 28-30, 1998	Last BAL 3-game sweep at BAL	June 9-11, 2023
Last KC 4-game sweep at KC	July 29-Aug. 1, 1982	Last BAL 4-game sweep at KC	July 16-19, 1987
Last KC 4-game sweep at BAL	--	Last BAL 4-game sweep at BAL	May 2-5, 2002
Most wins in KC	6 (2x), last 1988 (6-0)	Most wins in KC	6 (2x), last 1970 (6-0)
Most wins in BAL	6, 1988 (6-0)	Most wins in BAL	6, 1970 (6-0)

YEAR-BY-YEAR RESULTS

YEAR	W-L	YEAR	W-L	YEAR	W-L	YEAR	W-L	YEAR	W-L	YEAR	W-L	YEAR	W-L
1969	1-11	1977	7-4	1985	6-6	1993	5-7	2001	2-5	2009	4-4	2017	3-3
1970	0-12	1978	8-2	1986	6-6	1994	1-4	2002	0-7	2010	4-2	2018	4-2
1971	5-6	1979	6-6	1987	3-9	1995	5-4	2003	4-3	2011	4-5	2019	3-3
1972	6-6	1980	6-6	1988	12-0	1996	3-9	2004	3-6	2012	4-5	2020	-
1973	4-8	1981	3-5	1989	6-6	1997	4-7	2005	2-4	2013	4-3	2021	3-4
1974	4-8	1982	8-4	1990	3-8	1998	6-5	2006	1-5	2014	4-3	2022	3-4
1975	5-7	1983	4-8	1991	8-4	1999	4-6	2007	0-7	2015	4-3	2023	1-5
1976	6-6	1984	7-5	1992	4-8	2000	7-3	2008	3-5	2016	2-4	225-288	

NOTABLE PLAYERS TO PLAY FOR BOTH TEAMS

PLAYER	w/KC	w/BAL	PLAYER	w/KC	w/BAL
Dick Drago	1969-73	1977	Jeff Conine	1990-92, 98	1999-2003, 06
Bob Oliver	1969-72	1974	Bob Melvin	1992	1989-91
Lou Piniella	1969-73	1964	Jeremy Guthrie	2012-15	2007-11
Lonnie Smith	1985-87	1993-94	Jordan Lyles	2023	2022

ROYALS vs. RED SOX



BOSTON RED SOX
2023: 78-84
5th, AL East

SERIES INFORMATION

ROYALS RECORD

	W-L
All-Time	245-258
in Kansas City	135-115
at Municipal Stadium (1969-72)	14-10
at Kauffman Stadium (1973-present)	121-105
in Boston	110-143
at Fenway Park (1912-present)	110-143
Royals season series vs. Red Sox	19-26-9

2024 KC vs. BOS

DATE	SITE	TIME
7/12	BOS	6:10 CT
7/13	BOS	3:10 CT
7/14	BOS	12:35 CT
8/5	KC	7:10 CT
8/6	KC	7:10 CT
8/7	KC	7:10 CT

2023: The Royals went 2-5 against the Red Sox in 2023, losing the season series for the fourth time in the last five seasons in which the clubs have met since 2018... Kansas City suffered a heartbreaker in the opener of a 4-game set at Fenway Park on Aug. 7, losing on a walk-off grand slam by **Pablo Reyes**...the following night, they scored a 9-3 win in which they pounded out 15 hits—including 7 for extra bases—and went 6-for-6 in stolen base attempts, becoming the first team (home or away) in the 112-year history of Fenway Park to record 3 homers and 6 stolen bases in a game... the Royals dropped the final 2 games in Boston before hosting the Red Sox for a 3-game set to begin September...in the series opener on Sept. 1, Kansas City recorded a 13-2 victory with the help of a season-high-tying 4 home runs—including 2 from **Salvador Perez**—to mark their largest margin in a victory in three years...following their blowout win, they dropped the second game and the rubber match, being outscored 16-8 (-8)...in 6 games vs. Boston, **MJ Melendez** batted .476 (10-for-21) with 4 home runs and 6 RBI.

2023 KC vs. BOS

DATE	SITE	SCORE
8/7	BOS	L 6-2
8/8	BOS	W 9-3
8/9	BOS	L 4-3
8/10	BOS	L 2-0
9/1	KC	W 13-2
9/2	KC	L 9-5
9/3	KC	L 7-3

HISTORY: The Royals are 245-258 all-time against the Red Sox, including 19-26-9 in season sets...following a 2-5 record in 2023, the Royals have lost 15 of their last 21 season series vs. Boston dating back to 2002, a stretch in which they've gone just 55-87 (.387)...since the Royals inception in 1969, Kansas City owns a .267 batting average all-time against Boston, which is the 4th-best mark among Major League teams during that time (min. 30 G), trailing only the Houston Astros (.269), Minnesota Twins (.269) and Texas Rangers (.269).

LAST TRADE BETWEEN ROYALS AND RED SOX

DATE	ROYALS ACQUIRED	RED SOX ACQUIRED
2/17/24	RHP John Schreiber	RHP David Sandlin

SERIES HIGHS & SWEEPS

KANSAS CITY		BOSTON	
Longest win streak	12, Aug. 23, 1970-Aug. 25, 1971	Longest win streak	8, May 2, 2018-Aug. 5, 2019
Widest win margin	11 (13-2), 2x, last Sept. 1, 2023 at KC	Widest win margin	14 (15-1), 2x, last July 1, 2021 at BOS
Most runs	13 (11x), last Sept. 1, 2023 at KC	Most runs	22, April 12, 1994 at KC
2-game sweeps	4	2-game sweeps	4
3-game sweeps	13	3-game sweeps	18
4-game sweeps	--	4-game sweeps	3
Last KC 2-game sweep at KC	May 13-14, 1997	Last BOS 2-game sweep at KC	--
Last KC 2-game sweep at BOS	May 5-6, 1997	Last BOS 2-game sweep at BOS	May 8-9, 1978
Last KC 3-game sweep at KC	Aug. 8-10, 2006	Last BOS 3-game sweep at KC	June 4-6, 2019
Last KC 3-game sweep at BOS	April 26-28, 1996	Last BOS 3-game sweep at BOS	July 18-20, 2014
Last KC 4-game sweep at KC	--	Last BOS 4-game sweep at KC	--
Last KC 4-game sweep at BOS	--	Last BOS 4-game sweep at BOS	June 28-July 1, 2021
Most wins in KC	5 (4x), last 1997 (5-1)	Most wins in KC	5 (2x), last 1999 (5-1)
Most wins in BOS	6 (2x), last 1993 (6-0)	Most wins in BOS	6 (3x), last 1979 (6-0)

YEAR-BY-YEAR RESULTS

YEAR	W-L	YEAR	W-L	YEAR	W-L	YEAR	W-L	YEAR	W-L	YEAR	W-L		
1969	2-10	1977	5-5	1985	7-5	1993	7-5	2001	3-3	2009	3-5	2017	4-2
1970	5-7	1978	6-4	1986	6-6	1994	2-4	2002	2-4	2010	3-4	2018	1-5
1971	11-1	1979	4-8	1987	6-6	1995	2-3	2003	1-5	2011	3-5	2019	1-5
1972	6-6	1980	7-5	1988	6-6	1996	9-3	2004	2-4	2012	3-4	2020	-
1973	4-8	1981	3-3	1989	8-4	1997	8-3	2005	2-4	2013	5-2	2021	2-5
1974	8-4	1982	6-6	1990	8-4	1998	3-8	2006	5-4	2014	1-6	2022	4-3
1975	5-7	1983	7-5	1991	5-7	1999	2-8	2007	3-3	2015	3-4	2023	2-5
1976	9-3	1984	9-3	1992	5-7	2000	6-4	2008	1-6	2016	4-2		245-258

NOTABLE PLAYERS TO PLAY FOR BOTH TEAMS

PLAYER	w/KC	w/BOS	PLAYER	w/KC	w/BOS
Bret Saberhagen	1984-91	1997-2001	Johnny Damon	1995-2000	2002-05
David Cone	1986, 1993-94	2001	Eric Hosmer	2011-17	2022
Tom Gordon	1988-95	1996-99	Andrew Benintendi	2021-22	2016-20
Mike Boddicker	1991-92	1988-90	Josh Taylor	2023	2019-21

ROYALS vs. WHITE SOX



CHICAGO WHITE SOX
2023: 61-101
4th, AL Central

SERIES INFORMATION		2024 KC vs. CWS		
ROYALS RECORD	W-L	DATE	SITE	TIME
All-Time	418-438	4/4	KC	6:40 CT
in Kansas City	229-198	4/5	KC	6:40 CT
at Municipal Stadium (1969-72)	22-11	4/6	KC	6:10 CT
at Kauffman Stadium (1973-present)	207-187	4/7	KC	1:10 CT
in Chicago	189-240	4/15	CWS	6:40 CT
at Comiskey Park (1910-90)	70-92	4/16	CWS	6:40 CT
at Guaranteed Rate Field (1991-present)	119-148	4/17	CWS	1:10 CT
Royals season series vs. White Sox	25-26-4	7/19	KC	7:10 CT

2023: The Royals went 7-6 vs. the White Sox in 2023 to mark their most wins against any opponent, a feat they achieved for the second straight season—after going 10-9 vs. Chicago in 2022—and they clinched the season series for the fourth time in the last five years since 2019...two of their 8 walk-off wins came against the White Sox, including a game-winning bunt RBI single from **Freddy Fermin** on May 11 and a walk-off balk on Sept. 5, which marked their 2nd walk-off balk in the span of 33 games (also Aug. 1 vs. the Mets), after not doing so in any of the previous 54 seasons in club history...after taking 3 of 4 games vs. the White Sox from May 8-11, the Royals suffered a 3-game sweep on the South Side from May 19-21, over which they were limited to just 3 runs...Kansas City won each of its final two series vs. Chicago and split a doubleheader at Guaranteed Rate Field on Sept. 12...the Royals averaged 5.6 runs per game vs. the White Sox, which was their highest mark vs. any opponent in 2023 (min. 5 G)...**Michael Massey** hit .300 (12-for-40) in 11 games and hit 6 HR, the most HR by any Royal vs. a single opponent in 2023.

HISTORY: The Royals are 418-438 all-time vs. the White Sox and are 25-26-4 in season series...they've gone 26-20 in 46 games vs. Chicago since May 14, 2021, a stretch in which they've pitched to a 3.65 ERA (163 ER in 401.2 IP)...during that same span, the rest of the league has pitched the White Sox to the tune of a 3.99 ERA (1593 ER in 3591.1 IP)...**Pedro Grifol**, who coached for the Royals for 10 seasons—and was the Bench Coach from 2020-22—was named the 42nd Manager in White Sox history on Nov. 3, 2022.

2023 KC vs. CWS		
DATE	SITE	SCORE
5/8	KC	W 12-5
5/9	KC	L 4-2
5/10	KC	W 9-1
5/11	KC	W 4-3*
5/19	CWS	L 2-0
5/20	CWS	L 5-1
5/21	CWS	L 5-2
9/4	KC	W 12-1
9/5	KC	W 7-6*
9/6	KC	L 6-4
9/12 (1)	CWS	L 6-2
9/12 (2)	CWS	W 11-10
9/13	CWS	W 7-1

NOTABLE PLAYERS TO PLAY FOR BOTH TEAMS

PLAYER	w/KC	w/CWS	PLAYER	w/KC	w/CWS
Bo Jackson	1986-90	1991-93	Joakim Soria	2007-11, 16-17	2018
Jermaine Dye	1997-2001	2005-09	James Shields	2013-14	2016-18
Mike MacDougal	2001-06	2006-09	Andrew Benintendi	2021-22	2023

LAST TRADE BETWEEN ROYALS AND WHITE SOX

DATE	ROYALS ACQUIRED	WHITE SOX ACQUIRED
7/13/23	Cash	RHP Mike Mayers

SERIES HIGHS & SWEEPS

KANSAS CITY		CHICAGO	
Longest win streak	6 (3x), last Aug. 7-Sept. 7, 2012	Longest win streak	11, Oct. 3, 2004-July 25, 2005
Widest win margin	12 (12-0), Aug. 30, 1978 at KC	Widest win margin	16 (19-3), Sept. 27, 2003 at KC
Most runs	14 (3x), last Aug. 13, 2017 at CWS	Most runs	19, Sept. 27, 2003 at KC
2-game sweeps	5	2-game sweeps	9
3-game sweeps	24	3-game sweeps	29
4-game sweeps	2	4-game sweeps	3
Last KC 2-game sweep at KC	May 4-5, 2009	Last CWS 2-game sweep at KC	March 29-31, 2018
Last KC 2-game sweep at CWS	Sept. 26-27, 1972	Last CWS 2-game sweep at CWS	Aug. 31-Sept. 1, 1983
Last KC 3-game sweep at KC	July 21-23, 2017	Last CWS 3-game sweep at KC	May 7-9, 2021
Last KC 3-game sweep at CWS	June 13-15, 2014	Last CWS 3-game sweep at CWS	May 19-21, 2023
Last KC 4-game sweep at KC	July 15-18, 2019	Last CWS 4-game sweep at KC	Sept. 3-6, 2020
Last KC 4-game sweep at CWS	--	Last CWS 4-game sweep at CWS	May 30-June 2, 1985
Most wins in KC	8, 2016 (8-2)	Most wins in KC	7 (2x), last 2020 (7-0)
Most wins in CWS	8 (2x), last 2014 (8-2)	Most wins in CWS	8 (2x), last 2005 (8-1)

YEAR-BY-YEAR RESULTS

YEAR	W-L	YEAR	W-L	YEAR	W-L	YEAR	W-L	YEAR	W-L	YEAR	W-L	YEAR	W-L
1969	10-8	1977	7-8	1985	8-5	1993	7-6	2001	5-14	2009	9-9	2017	9-10
1970	11-7	1978	7-8	1986	6-7	1994	7-3	2002	8-11	2010	8-10	2018	8-11
1971	9-9	1979	8-5	1987	7-6	1995	5-8	2003	8-11	2011	11-7	2019	10-9
1972	9-8	1980	8-5	1988	6-7	1996	6-7	2004	6-13	2012	12-6	2020	1-9
1973	12-6	1981	0-2	1989	7-6	1997	1-11	2005	5-13	2013	10-9	2021	10-9
1974	7-11	1982	10-3	1990	4-9	1998	4-8	2006	8-11	2014	13-6	2022	10-9
1975	9-9	1983	4-9	1991	6-7	1999	6-6	2007	6-12	2015	12-7	2023	7-6
1976	10-8	1984	8-5	1992	6-7	2000	7-5	2008	6-12	2016	14-5		418-438

ROYALS vs. GUARDIANS



CLEVELAND GUARDIANS
2023: 76-86
 3rd, AL Central

SERIES INFORMATION

ROYALS RECORD	W-L
All-Time	365-420
in Kansas City	196-192
at Municipal Stadium (1969-72)	12-12
at Kauffman Stadium (1973-present)	184-180
in Cleveland	169-228
at Cleveland Stadium (1932-93)	73-74
at Progressive Field (1994-present)	96-154
Royals season series vs. Guardians	15-30-10

2024 KC vs. CLE

DATE	SITE	TIME
6/4	CLE	5:40 CT
6/5	CLE	5:40 CT
6/6	CLE	12:10 CT
6/27	KC	7:10 CT
6/28	KC	7:10 CT
6/29	KC	3:10 CT
6/30	KC	1:10 CT
8/26	CLE	5:40 CT
8/27	CLE	5:40 CT
8/28	CLE	12:10 CT
9/2	KC	3:10 CT
9/3	KC	6:40 CT
9/4	KC	6:40 CT

2023: The Royals won 6-7 vs. the Guardians in 2023, dropping the season series for the seventh time in the last eight years since 2016, with the only exception being a 5-5 tie in the pandemic-shortened 2020 season...the two teams didn't meet until June 27, marking the latest date on the calendar for their 1st game since 1996, when they didn't meet until July 1...the Royals lost their 1st 2 games to Cleveland, but avoided a series sweep on June 29 thanks to **Freddy Fermin's** walk-off, 2-run double in the 10th inning...the Guardians hosted the Royals for a 4-game set in Cleveland a week later, where Kansas City lost the 1st 3 games and were outscored 19-7 (-12) before salvaging the series finale with a 4-1 win to close out the unofficial 1st half of the season...the Royals won 4 of their last 6 games against the Guardians after the All-Star break, including a 3-game sweep in Kansas City from Sept. 18-20, which marked their first sweep of the Guardians in four years, since a 3-game sweep from April 12-14, 2019.

HISTORY: The Royals are 365-420 all-time vs. the Guardians and their .465 win pct. is their lowest against any AL Central opponent...Kansas City is 15-30-10 all-time in season series vs. Cleveland, however they have lost 17 of their last 20 season sets since 2004—including eight straight from 2004-2011—and have lost 23 of the last 29 since 1995...they're 203-284 (.417) vs. the Guardians since 1995, a stretch in which the 284 losses are their most vs. any opponent, more than their 268 losses to the Twins.

2023 KC vs. CLE

DATE	SITE	SCORE
6/27	KC	L 2-1
6/28	KC	L 14-1
6/29	KC	W 4-3 (10 ⁺)
7/6	CLE	L 6-1
7/7	CLE	L 3-0
7/8	CLE	L 10-6
7/9	CLE	W 4-1
7/24	CLE	W 5-3
7/25	CLE	L 5-1
7/26	CLE	L 8-3
9/18	KC	W 6-4
9/19	KC	W 7-6
9/20	KC	W 6-2

NOTABLE PLAYERS TO PLAY FOR BOTH TEAMS

PLAYER	w/KC	w/CLE	PLAYER	w/KC	w/CLE
Al Fitzmorris	1969-76	1977-78	Steve Farr	1985-90	1984, 1994
Bud Black	1982-88	1988-90, 95	Johnny Damon	1995-2000	2012
Gaylord Perry	1983	1972-75	Carlos Santana	2021-22	2010-17, 19-20

^walk-off

LAST TRADE BETWEEN ROYALS AND GUARDIANS

DATE	ROYALS ACQUIRED	GUARDIANS ACQUIRED
8/25/03	LHP Brian Anderson, LHP Chris White	OF/IF Trey Dyson, RHP Kieran Mattison, Cash

SERIES HIGHS & SWEEPS

KANSAS CITY		CLEVELAND	
Longest win streak	9, June 1-Aug. 15, 1973	Longest win streak	11, April 7-Sept. 2, 2021
Widest win margin	12 (12-0), July 29, 2011 at CLE	Widest win margin	18 (19-1), May 16, 2011 at KC
Most runs	15 (2x), last April 20, 2004 at CLE	Most runs	19, May 16, 2011 at KC
2-game sweeps	14	2-game sweeps	8
3-game sweeps	14	3-game sweeps	34
4-game sweeps	1	4-game sweeps	4
Last KC 2-game sweep at KC	June 10-11, 2014	Last CLE 2-game sweep at KC	May 16-17, 2011
Last KC 2-game sweep at CLE	May 19-20, 2010	Last CLE 2-game sweep at CLE	April 12-13, 2002
Last KC 3-game sweep at KC	Sept. 18-20, 2023	Last CLE 3-game sweep at KC	Aug. 31-Sept. 2, 2021
Last KC 3-game sweep at CLE	June 24-26, 2003	Last CLE 3-game sweep at CLE	May 30-June 1, 2022
Last KC 4-game sweep at KC	--	Last CLE 4-game sweep at KC	May 3-6, 2021
Last KC 4-game sweep at CLE	June 15-17, 1973	Last CLE 4-game sweep at CLE	June 2-5, 2016
Most wins in KC	7, 2002 (7-3)	Most wins in KC	8, 2021 (8-2)
Most wins in CLE	8, 2003 (8-2)	Most wins in CLE	9, 2016 (9-1)

YEAR-BY-YEAR RESULTS

YEAR	W-L	YEAR	W-L	YEAR	W-L	YEAR	W-L	YEAR	W-L	YEAR	W-L	YEAR	W-L
1969	5-7	1977	7-3	1985	10-2	1993	5-7	2001	8-11	2009	8-10	2017	7-12
1970	4-8	1978	6-5	1986	4-8	1994	4-1	2002	10-9	2010	8-10	2018	7-12
1971	10-2	1979	6-6	1987	6-6	1995	1-11	2003	13-6	2011	6-12	2019	7-12
1972	6-6	1980	7-5	1988	6-6	1996	6-7	2004	8-11	2012	10-8	2020	5-5
1973	10-2	1981	4-4	1989	4-8	1997	3-8	2005	6-13	2013	9-10	2021	5-14
1974	4-8	1982	10-2	1990	6-6	1998	4-8	2006	8-10	2014	9-10	2022	7-12
1975	6-6	1983	5-7	1991	8-4	1999	5-7	2007	7-11	2015	10-9	2023	6-7
1976	6-6	1984	6-6	1992	7-5	2000	7-5	2008	8-10	2016	5-14		365-420

ROYALS vs. TIGERS



DETROIT TIGERS
2023: 78-84
2nd, AL Central

*does not include "home" game in Omaha on 6/13/19

SERIES INFORMATION

ROYALS RECORD	W-L
All-Time	393-389
in Kansas City*	205-183
at Municipal Stadium (1969-72)	10-14
at Kauffman Stadium (1973-present)	195-169
in Detroit	187-206
at Tiger Stadium (1912-99)	87-92
at Comerica Park (2000-present)	100-114
Royals season series vs. Tigers	26-22-7

2024 KC vs. DET

DATE	SITE	TIME
4/26	DET	12:10 CT
4/27	DET	5:10 CT
4/28	DET	12:40 CT
5/20	KC	6:40 CT
5/21	KC	6:40 CT
5/22	KC	1:10 CT
8/1	DET	5:40 CT
8/2	DET	5:40 CT
8/3	DET	5:10 CT
8/4	DET	12:40 CT
9/16	KC	6:40 CT
9/17	KC	6:40 CT
9/18	KC	6:40 CT

2023: The Royals went 3-10 vs. the Tigers in 2023, which marked their most losses against any single opponent and it was their 2nd worst single-season win percentage (.231) all-time vs. Detroit, ahead of only the 2006 club which went 4-14 (.222)...they've lost the season series in back-to-back years, however the Royals are still 7-4-0 in their last 11 season sets since 2013, a stretch in which they have gone 98-96 (.505) vs. the Tigers...the Royals went 3-5 over their first 8 meetings of the season through July 18, a stretch in which they were outscored just 43-35 (-8), however they finished the year on a 5-game skid vs. Detroit, being outscored 27-8 (-19)...their active 5-game losing streak entering 2024 is the Royals longest skid against the Tigers since losing 6 straight from Sept. 15, 2013-May 4, 2014...in 11 games against Detroit, **Maikel Garcia** batted .359 (14-for-39) with 4 walks, 3 extra-base hits and 7 RBI...**Zack Greinke** pitched to the tune of a 1.93 ERA (3 ER in 14.0 IP) with 11 strikeouts in 3 starts vs. Detroit.

HISTORY: The Royals are 393-389 (.503) all-time vs. the Tigers, which is their 3rd-highest win percentage against any opponent (min. 50 games), and their highest vs. any AL Central team...in 782 all-time games against Detroit, the Royals have averaged 4.6 runs per game, which is their highest mark vs. any team (min. 50 games)...they have gone 26-22-7 in season series play and have won seven of their last 11 season series since 2013...they are 195-169 all-time against the Tigers at *Kauffman Stadium*, including a 43-34 (.558) home record against them since the start of 2015.

2023 KC vs. DET

DATE	SITE	SCORE
5/22	KC	L 8-5 (10)
5/23	KC	W 4-1
5/24	KC	L 6-4
6/19	DET	L 6-4
6/20	DET	W 1-0
6/21	DET	L 9-4
7/17	KC	L 3-2
7/18	KC	W 11-10
7/19	KC	L 3-2
7/20	KC	L 3-0
9/26	DET	L 6-3
9/27	DET	L 8-0
9/28	DET	L 7-3

LAST TRADE BETWEEN ROYALS AND TIGERS

DATE	ROYALS ACQUIRED	TIGERS ACQUIRED
4/20/12	Cash	RHP Zach Miner

NOTABLE PLAYERS TO PLAY FOR BOTH TEAMS

PLAYER	w/KC	w/DET	PLAYER	w/KC	w/DET
Al Cowens	1974-79	1980-81	Johnny Damon	1995-2000	2010
Pat Sheridan	1981-85	1986-89	Tim Belcher	1996-98	1994
Joe Randa	1995-96, 99-2004	1998	Omar Infante	2014-16	2002-07, 12-13

SERIES HIGHS & SWEEPS

KANSAS CITY

Longest win streak	8, Sept. 26, 2002-July 4, 2003
Widest win margin	21 (26-5), Sept. 9, 2004 at DET
Most runs	26, Sept. 9, 2004 at DET
2-game sweeps	10
3-game sweeps	20
4-game sweeps	4

Last KC 2-game sweep at KC	Aug. 28-29, 2018
Last KC 2-game sweep at DET	April 9-10, 2003
Last KC 3-game sweep at KC	July 23-25, 2021
Last KC 3-game sweep at DET	July 24-26, 2017
Last KC 4-game sweep at KC	Sept. 19-21, 2005
Last KC 4-game sweep at DET	April 23-26, 2021
Most wins in KC	8, 2001 (8-2)
Most wins in DET	7 (2x), last 2008 (7-2)

DETROIT

Longest win streak	11, April 3-July 15, 2006
Widest win margin	17 (17-0), July 19, 1991 at KC
Most runs	19, July 21, 2008 at KC
2-game sweeps	11
3-game sweeps	25
4-game sweeps	2

Last DET 2-game sweep at KC	April 3-5, 2006
Last DET 2-game sweep at DET	March 31-April 2, 2014
Last DET 3-game sweep at KC	June 14-16, 2021
Last DET 3-game sweep at DET	Sept. 26-28, 2023
Last DET 4-game sweep at KC	May 22-25, 2006
Last DET 4-game sweep at DET	Sept. 24-27, 2012
Most wins in KC	9, 2006 (9-0)
Most wins in DET	8, 2012 (8-1)

YEAR-BY-YEAR RESULTS

YEAR	W-L	YEAR	W-L	YEAR	W-L	YEAR	W-L	YEAR	W-L	YEAR	W-L	YEAR	W-L
1969	4-8	1977	8-3	1985	7-5	1993	7-5	2001	11-8	2009	9-9	2017	11-8
1970	6-6	1978	6-4	1986	7-5	1994	8-4	2002	10-9	2010	8-10	2018	11-8
1971	4-8	1979	7-5	1987	7-5	1995	4-3	2003	14-5	2011	7-11	2019	9-10
1972	5-7	1980	10-2	1988	4-8	1996	6-6	2004	11-8	2012	5-13	2020	6-4
1973	8-4	1981	2-3	1989	6-6	1997	5-6	2005	9-10	2013	10-9	2021	11-8
1974	5-7	1982	6-6	1990	7-5	1998	6-6	2006	4-14	2014	6-13	2022	9-10
1975	6-6	1983	5-7	1991	4-8	1999	4-7	2007	7-11	2015	10-9	2023	3-10
1976	8-4	1984	5-7	1992	5-7	2000	7-5	2008	11-7	2016	12-7		393-389

ROYALS vs. ASTROS



HOUSTON ASTROS
2023: 90-72
 1st, AL West

SERIES INFORMATION

ROYALS RECORD	W-L	2024 KC vs. HOU		
DATE	SITE	TIME		
All-Time	43-51	4/9	KC	6:40 CT
in Kansas City	19-28	4/10	KC	6:40 CT
at Kauffman Stadium (1973-present)	19-28	4/11	KC	1:10 CT
in Houston	24-23	8/29	HOU	7:10 CT
at Astrodome (1965-99)	1-2	8/30	HOU	7:10 CT
at Minute Maid Park (2000-present)	23-21	8/31	HOU	6:10 CT
Royals season series vs. Astros	10-9-1	9/1	HOU	1:10 CT

2023: The Royals went 5-1 (.833) vs. the Astros in 2023, which marked their 2nd best winning percentage against any opponent, behind only a 3-game sweep of the Mets... they averaged 5.2 runs per game (31 R in 6 G) against the Astros in 2023, which was the 3rd highest rate by any team vs. Houston (min. 6 G), trailing Boston (6.0 R/G) and Texas (5.7 R/G)...the Royals faced the Astros six times in a 10-day span from Sept. 15-24, a stretch which began with a 3-game set in Kansas City where the Royals won the 1st 2 games before dropping the series finale...the following week, the Royals swept the Astros in a 3-game series at Minute Maid Park to mark Kansas City's first sweep of a defending World Series champion since 1993 vs. Toronto, and it was the Royals second sweep of a defending champ *in a road series*, following 1978, when they swept the Yankees in New York...**Nelson Velázquez** hit 3 home runs vs. the Astros in 2023, including a multi-HR effort in the sweep-clinching win on Sept. 24...all 5 wins against Houston came in games decided by 2 runs or fewer.

2023 KC vs. HOU

DATE	SITE	SCORE
9/15	KC	W 4-2
9/16	KC	W 10-8
9/17	KC	L 7-1
9/22	HOU	W 7-5
9/23	HOU	W 3-2
9/24	HOU	W 6-5

HISTORY: The Royals are 43-51 all-time vs. Houston, including 30-34 since the Astros moved to the American League in 2013...since 2006, the Royals have gone an even 38-38 against the Astros, a stretch in which they've gone 9-4-1 in season series play despite being outscored 361-315 (-46)...the two teams have faced off once in the postseason, when the Royals defeated the Astros in 5 games in the 2015 American League Division Series, before ultimately going on to defeat the New York Mets in the Fall Classic to claim the franchise's second and most recent World Series Championship...in June 2004, the Royals, Astros and Athletics completed a three-team trade which sent 1999 Rookie of the Year **Carlos Beltrán** to Houston, as the Royals received catcher **John Buck** and cash from the Astros, along with **Mark Teahen** and **Mike Wood** from Oakland.

LAST TRADE BETWEEN ROYALS AND ASTROS

DATE	ROYALS ACQUIRED	ASTROS ACQUIRED
12/6/23	RHP Carlos Mateo	RHP Dylan Coleman

SERIES HIGHS & SWEEPS

KANSAS CITY		HOUSTON	
Longest win streak	6, June 7, 2013-April 17, 2014	Longest win streak	7, May 26, 2014-July 24, 2015
Widest win margin	10 (12-2), May 7, 2019 at HOU	Widest win margin	9 (12-3), 4x, last Sept. 15, 2019 at KC
Most runs	15, June 15, 2010 at KC	Most runs	14, July 8, 2001 at KC
2-game sweeps	0	2-game sweeps	0
3-game sweeps	3	3-game sweeps	6
4-game sweeps	0	4-game sweeps	0
Last KC 2-game sweep at KC	--	Last HOU 2-game sweep at KC	--
Last KC 2-game sweep at HOU	--	Last HOU 2-game sweep at HOU	--
Last KC 3-game sweep at KC	June 7-9, 2013	Last HOU 3-game sweep at KC	Sept. 13-15, 2019
Last KC 3-game sweep at HOU	Sept. 22-24, 2023	Last HOU 3-game sweep at HOU	June 29-July 1, 2015
Last KC 4-game sweep at KC	--	Last HOU 4-game sweep at KC	--
Last KC 4-game sweep at HOU	--	Last HOU 4-game sweep at HOU	--
Most wins in KC	3 (2x), last 2021 (3-1)	Most wins in KC	3 (5x), last 2019 (3-0)
Most wins in HOU	3 (3x), last 2023 (3-0)	Most wins in HOU	3 (2x), last 2022 (3-1)

YEAR-BY-YEAR RESULTS

YEAR	W-L	YEAR	W-L	YEAR	W-L	YEAR	W-L	YEAR	W-L	YEAR	W-L	YEAR	W-L
1997	2-1	2001	0-3	2005	1-2	2009	2-1	2013	4-2	2017	4-3	2021	4-3
1998	1-2	2002	-	2006	2-1	2010	2-1	2014	3-3	2018	1-5	2022	2-5
1999	0-3	2003	-	2007	-	2011	-	2015	2-4	2019	1-5	2023	5-1
2000	1-2	2004	-	2008	-	2012	2-1	2016	4-3	2020	-		43-51

NOTABLE PLAYERS TO PLAY FOR BOTH TEAMS

PLAYER	w/KC	w/HOU	PLAYER	w/KC	w/HOU
John Mayberry	1972-77	1968-71	Zack Greinke	2004-10, 22-23	2019-21
Floyd Bannister	1988-89	1977-78	Miguel Tejada	2013	2008-09
Carlos Beltrán	1998-2004	2004, 17	Jordan Lyles	2023	2011-13

ROYALS vs. ANGELS



LOS ANGELES ANGELS
2023: 73-89
4th, AL West

SERIES INFORMATION		2024 KC vs. LAA			
ROYALS RECORD	W-L	DATE	SITE	TIME	
All-Time	296-311	5/9	LAA	8:38 CT	
in Kansas City	141-159	5/10	LAA	8:38 CT	
at Municipal Stadium (1969-72)	14-19	5/11	LAA	8:38 CT	
at Kauffman Stadium (1973-present)	127-140	5/12	LAA	3:07 CT	
in Los Angeles	155-152	8/19	KC	7:10 CT	
at Angel Stadium (1966-present)	155-152	8/20	KC	7:10 CT	
Royals season series vs. Angels	20-30-4	8/21	KC	7:10 CT	

2023: The Royals lost the season series to the Angels in 2023, marking the fourth time in the last five years that the teams have met (since 2018) in which they lost the season series...the two teams first faced off from April 21-23 in Anaheim, where the Royals were shutout 2-0 in the opening game, before securing an 11-8 victory in Game 2—thanks to a 5-run 9th inning—to snap a 7-game losing skid...according to *ESPN Stats & Info*, that win snapped a run of 126 games in which the Royals lost when trailing by multiple runs in the 9th inning or later...they won another back-and-forth affair on June 17 at Kauffman Stadium, a 10-9 win in which **Samad Taylor** recorded a walk-off single in the 9th to mark his 1st career hit in his Majors debut, snapping a 10-game losing streak...Taylor became the seventh player since 2000, according to *Elias*, to record a walk-off hit in his big league debut and only the second Royal to do so, joining **Kevin Seitzer**, who turned the trick on Sept. 3, 1986 vs. the White Sox.

2023 KC vs. LAA		
DATE	SITE	SCORE
4/21	LAA	L 2-0
4/22	LAA	W 11-8
4/23	LAA	L 4-3
6/16	KC	L 3-0
6/17	KC	W 10-9*
6/18	KC	L 5-2
		*walk-off

HISTORY: The Royals are 296-311 all-time against the Angels and 20-30-4 in season series play...despite the losing record, Kansas City has pitched to the tune of a 3.78 ERA over 607 games vs. the Angels, which is the 2nd-lowest mark by the franchise vs. any Major League team (min. 300.0 IP), trailing only its 3.76 ERA in 399 all-time games against the Brewers...from the club's inception in 1969 through 1996, the Royals went 210-183 (.534) against the Angels, a trend that has been reversed over the last 27 years as the Royals have gone just 86-128 (.402) since the start of 1997...these totals do not include the 2014 American League Division Series, in which Kansas City swept Los Angeles in 3 games en route to becoming American League Champions.

LAST TRADE BETWEEN ROYALS AND ANGELS

DATE	ROYALS ACQUIRED	ANGELS ACQUIRED
8/1/23	LHP Tucker Davidson	Cash

SERIES HIGHS & SWEEPS

KANSAS CITY			LOS ANGELES		
Longest win streak	12, May 1-Sept. 12, 1975		Longest win streak	9 (2x), last May 8-Sept. 6, 2009	
Widest win margin	15 (18-3), Aug. 10, 1996 at CAL		Widest win margin	15 (21-6), 2x, last Aug. 25, 2004 at ANA	
Most runs	18, Aug. 10, 1996 at CAL		Most runs	21, Aug. 25, 2004 at ANA	
2-game sweeps	7		2-game sweeps	13	
3-game sweeps	16		3-game sweeps	23	
4-game sweeps	3		4-game sweeps	2	
Last KC 2-game sweep at KC	Sept. 13-14, 1996		Last LAA 2-game sweep at KC	Sept. 19-20, 2006	
Last KC 2-game sweep at LAA	May 25-27, 1998		Last LAA 2-game sweep at LAA	Sept. 10-11, 1974	
Last KC 3-game sweep at KC	April 14-16, 2017		Last LAA 3-game sweep at KC	April 12-14, 2018	
Last KC 3-game sweep at LAA	April 10-12, 2015		Last LAA 3-game sweep at LAA	June 7-9, 2021	
Last KC 4-game sweep at KC	--		Last LAA 4-game sweep at KC	May 23-26, 2013	
Last KC 4-game sweep at LAA	May 6-9, 1996		Last LAA 4-game sweep at LAA	--	
Most wins in KC	6 (2x), last 1989 (6-1)		Most wins in KC	6 (2x), last 2009 (6-1)	
Most wins in LAA	8, 1975 (8-1)		Most wins in LAA	6 (2x), last 1982 (6-1)	

YEAR-BY-YEAR RESULTS

YEAR	W-L	YEAR	W-L	YEAR	W-L	YEAR	W-L	YEAR	W-L	YEAR	W-L	YEAR	W-L
1969	9-9	1977	9-6	1985	9-4	1993	7-6	2001	4-5	2009	1-9	2017	6-1
1970	8-10	1978	6-9	1986	5-8	1994	4-6	2002	3-6	2010	3-7	2018	1-6
1971	10-8	1979	6-7	1987	8-5	1995	7-5	2003	3-6	2011	7-3	2019	2-4
1972	6-9	1980	8-5	1988	8-5	1996	8-4	2004	0-7	2012	4-5	2020	-
1973	8-10	1981	6-0	1989	9-4	1997	5-6	2005	2-7	2013	2-5	2021	2-4
1974	10-8	1982	6-7	1990	6-7	1998	5-6	2006	3-7	2014	3-3	2022	3-3
1975	14-4	1983	7-6	1991	4-9	1999	5-7	2007	5-2	2015	6-1	2023	2-4
1976	10-8	1984	7-6	1992	5-8	2000	6-6	2008	2-3	2016	1-5		296-311

NOTABLE PLAYERS TO PLAY FOR BOTH TEAMS

PLAYER	w/KC	w/LAA	PLAYER	w/KC	w/LAA
Fred Patek	1971-79	1980-81	Kevin Appier	1989-99, 2003-04	2002-03
Willie Aikens	1980-83	1977-79	Chili Davis	1997	1988-90, 93-96
Mark Gubicza	1984-96	1997	David DeJesus	2003-10	2015
Bo Jackson	1986-90	1994	Zack Greinke	2004-10, 22-23	2012

ROYALS vs. TWINS



MINNESOTA TWINS
2023: 87-75
1st, AL Central

SERIES INFORMATION

ROYALS RECORD	W-L	DATE	SITE	TIME
All-Time	417-453	3/28	KC	3:10 CT
in Kansas City	229-209	3/30	KC	3:10 CT
at Municipal Stadium (1969-72)	19-17	3/31	KC	1:10 CT
at Kauffman Stadium (1973-present)	210-192	5/27	MIN	1:10 CT
in Minnesota	188-244	5/28	MIN	6:40 CT
at Metropolitan Stadium (1961-81)	47-59	5/29	MIN	6:40 CT
at Metrodome (1982-2009)	90-113	5/30	MIN	12:10 CT
at Target Field (2010-present)	51-72	8/12	MIN	6:40 CT
Royals season series vs. Twins	23-27-5	8/13	MIN	6:40 CT
		8/14	MIN	12:10 CT
		9/6	KC	7:10 CT
		9/7	KC	6:10 CT
		9/8	KC	1:10 CT

2023: The Royals went 4-9 against the Twins in 2023, and the 9 losses were their 2nd most against any opponent, behind their 3-10 record vs. Detroit...Kansas City hosted Minnesota on Opening Day on March 30, marking the fifth time they hosted the Twins on Opening Day and the first time since 2017, while the Royals are once again slated to open the 2024 season against the Twins at Kauffman Stadium...the Royals lost each of their first 5 games vs. Minnesota before claiming a 3-2 win on April 29 at Target Field...following that victory, the Royals lost 4 straight vs. the Twins, before sweeping them in a 3-game set to close out the season series from July 28-30 in Kansas City, which marked the Royals first series sweep of the season...**Bobby Witt Jr.** hit 3 HR vs. Minnesota, including a walk-off grand slam in the Royals extra-inning win on July 28.

HISTORY: The Royals are 417-453 (.479) all-time against Minnesota, which marks their 2nd most wins against any single opponent, just behind their 418 wins vs. the White Sox...since 2004, the Royals have gone 6-12-2 in season series play, however all six of those season series victories have come within the last 11 years since 2013, a stretch in which they've gone 102-92 (.526) vs. the Twins while outscoring them 902-861 (+41)...the Royals posted a winning record (35-30) at Target Field from its opening in 2010 through 2016, however in the past seven seasons, they've gone 16-42 (.276) at that ballpark, including 9 straight losses there from May 29, 2022-April 28, 2023.

NOTABLE PLAYERS TO PLAY FOR BOTH TEAMS

PLAYER	w/KC	w/MIN	PLAYER	w/KC	w/MIN
Harmon Killebrew	1975	1961-74	Chili Davis	1997	1991-92
Gary Gaetti	1993-95	1981-90	Ervin Santana	2013, 21	2015-18
Greg Gagne	1993-95	1983-92	Kendrys Morales	2015-16	2014

LAST TRADE BETWEEN ROYALS AND TWINS

DATE	ROYALS ACQUIRED	TWINS ACQUIRED
1/24/23	RHP Steven Cruz, LHP Evan Sisk	OF Michael A. Taylor

SERIES HIGHS & SWEEPS

KANSAS CITY				MINNESOTA			
Longest win streak	8, Oct. 2, 2015-May 24, 2016	Longest win streak	7 (5x), last May 29-Sept. 15, 2022				
Widest win margin	17 (23-6), April 6, 1974 at KC	Widest win margin	18 (19-1), July 26, 2010 at KC				
Most runs	23, April 6, 1974 at KC	Most runs	19, July 26, 2010 at KC				
2-game sweeps	7	2-game sweeps	8				
3-game sweeps	25	3-game sweeps	34				
4-game sweeps	3	4-game sweeps	3				
Last KC 2-game sweep at KC	Sept. 13-14, 2011	Last MIN 2-game sweep at KC	April 2-3, 2019				
Last KC 2-game sweep at MIN	July 4-5, 1973	Last MIN 2-game sweep at MIN	April 20-21, 2005				
Last KC 3-game sweep at KC	July 28-30, 2023	Last MIN 3-game sweep at KC	March 30-April 2, 2023				
Last KC 3-game sweep at MIN	Oct. 2-4, 2015	Last MIN 3-game sweep at MIN	July 3-5, 2023				
Last KC 4-game sweep at KC	Aug. 18-21, 2016	Last MIN 4-game sweep at KC	June 2-5, 2011				
Last KC 4-game sweep at MIN	May 7-10, 1999	Last MIN 4-game sweep at MIN	June 29-July 2, 1970				
Most wins in KC	9, 2016 (9-1)	Most wins in KC	8, 2002 (8-2)				
Most wins in MIN	8, 2013 (8-2)	Most wins in MIN	8 (4x), last 2022 (8-2)				

YEAR-BY-YEAR RESULTS

YEAR	W-L	YEAR	W-L	YEAR	W-L	YEAR	W-L	YEAR	W-L	YEAR	W-L	YEAR	W-L
1969	8-10	1977	10-5	1985	7-6	1993	7-6	2001	6-13	2009	6-12	2017	8-11
1970	5-13	1978	7-8	1986	6-7	1994	6-4	2002	5-14	2010	5-13	2018	10-9
1971	9-9	1979	7-6	1987	8-5	1995	6-7	2003	11-8	2011	8-10	2019	5-14
1972	9-9	1980	5-8	1988	7-6	1996	6-7	2004	7-12	2012	7-11	2020	5-5
1973	9-9	1981	9-4	1989	7-6	1997	7-5	2005	6-13	2013	15-4	2021	10-9
1974	8-10	1982	7-6	1990	8-5	1998	7-5	2006	7-12	2014	11-8	2022	7-12
1975	11-7	1983	6-7	1991	6-7	1999	5-8	2007	9-9	2015	12-7	2023	4-9
1976	10-8	1984	6-7	1992	6-7	2000	7-5	2008	6-12	2016	15-4		417-453

ROYALS vs. YANKEES



NEW YORK YANKEES
2023: 82-80
4th, AL East

SERIES INFORMATION			2024 KC vs. NYY		
ROYALS RECORD	W-L		DATE	SITE	TIME
All-Time	204-314-1		6/10	KC	7:10 CT
in Kansas City	117-139-1		6/11	KC	7:10 CT
at Municipal Stadium (1969-72)	11-13-1		6/12	KC	7:10 CT
at Kauffman Stadium (1973-present)	106-126		6/13	KC	1:10 CT
in New York	87-175		9/9	NY Yankees	6:05 CT
at Yankee Stadium I (1923-73, 1976-2008)	67-134		9/10	NY Yankees	6:05 CT
at Shea Stadium (1974-75)	5-7		9/11	NY Yankees	6:05 CT
at Yankee Stadium II (2009-present)	15-34				
Royals season series vs. Yankees	10-35-9				

2023: The Royals were swept by the Yankees in a 3-game series in the Bronx from July 21-23, a stretch in which they were outscored 18-11 (-7) despite outhitting New York 28-24...in that 3-game set at Yankee Stadium, **Michael Massey** hit 3 home runs and recorded 6 RBI, including his 1st career multi-homer game on July 21...Massey became the fifth Royal to record 3 HR in a 3-game series vs. the Yankees, following **John Mayberry** (1975), **George Brett** (1980 and 1987), **Bo Jackson** (1990) and **Chili Davis** (1997)...the Royals closed out the 2023 season with a 3-game series vs. the Yankees at Kauffman Stadium from Sept. 29-Oct. 1, over which they took 2 of 3, including a 12-5 win in a series opener that featured a 9-run 1st inning and a Royals-record 10 batters were sent to the plate before recording an out...in that win on Sept. 29, the Royals pounded out 15 hits, including **Bobby Witt Jr.'s** 30th home run of the year, making him the first player in franchise history to record a 30-homer/30-steal season and the seventh to ever do so at age 23 or younger.

2023 KC vs. NYY		
DATE	SITE	SCORE
7/21	NY Yankees	L 5-4
7/22	NY Yankees	L 5-2
7/23	NY Yankees	L 8-5
9/29	KC	W 12-5
9/30	KC	L 5-2
10/1	KC	W 5-2

HISTORY: The Royals are 204-314-1 (.394) all-time vs. the Yankees, which is their worst win percentage vs. any opponent (min. 50 G), just below their .395 win pct. vs. St. Louis...the Royals have lost 19 of their last 23 season series vs. the Yankees since 2000, with their only win in that stretch coming in 2014 (4-3)...Kansas City has faced New York in the postseason more than any other team, and in 17 playoff games vs. the Yankees, the Royals have gone 8-9, including an American League Championship Series victory in 1980 in which Kansas City swept New York in 3 games before losing its first World Series in franchise history to the Phillies.

LAST TRADE BETWEEN ROYALS AND YANKEES

DATE	ROYALS ACQUIRED	YANKEES ACQUIRED
7/27/22	RHP Chandler Champlain, LHP T.J. Sikkema, RHP Beck Way	OF Andrew Benintendi

SERIES HIGHS & SWEEPS

KANSAS CITY			NEW YORK		
Longest win streak	5 (2x), last May 26-July 4, 1990		Longest win streak	12, Aug. 13, 1997-Aug. 18, 1998	
Widest win margin	13 (14-1), June 6, 1982 at NYY		Widest win margin	14 (15-1), July 26, 1996 at NYY	
Most runs	17, Sept. 13, 2004 at KC		Most runs	18, Sept. 5, 1982 at KC	
2-game sweeps	1		2-game sweeps	6	
3-game sweeps	10		3-game sweeps	26	
4-game sweeps	0		4-game sweeps	1	
Last KC 2-game sweep at KC	--		Last NYY 2-game sweep at KC	Aug. 17-18, 1998	
Last KC 2-game sweep at NYY	June 4-6, 1982		Last NYY 2-game sweep at NYY	April 9-11, 1996	
Last KC 3-game sweep at KC	May 31-June 2, 2005		Last NYY 3-game sweep at KC	April 29-May 1, 2022	
Last KC 3-game sweep at NYY	June 3-5, 1994		Last NYY 3-game sweep at NYY	July 21-23, 2023	
Last KC 4-game sweep at KC	--		Last NYY 4-game sweep at KC	--	
Last KC 4-game sweep at NYY	--		Last NYY 4-game sweep at NYY	Aug. 7-9, 1998	
Most wins in KC	5 (4x), last 1990 (5-1)		Most wins in KC	6, 2007 (6-1)	
Most wins in NYY	4 (4x), last 1991 (4-2)		Most wins in NYY	6 (3x), last 1987 (6-0)	

YEAR-BY-YEAR RESULTS

YEAR	W-L	YEAR	W-L	YEAR	W-L	YEAR	W-L	YEAR	W-L	YEAR	W-L	YEAR	W-L
1969	5-7-1	1977	6-5	1985	5-7	1993	6-6	2001	0-6	2009	2-4	2017	2-5
1970	1-11	1978	6-5	1986	4-8	1994	4-2	2002	1-5	2010	3-5	2018	2-5
1971	5-7	1979	5-7	1987	5-7	1995	3-7	2003	2-4	2011	3-3	2019	2-5
1972	7-5	1980	8-4	1988	6-6	1996	4-8	2004	1-5	2012	3-4	2020	-
1973	6-6	1981	2-10	1989	6-6	1997	3-8	2005	3-3	2013	2-5	2021	2-4
1974	4-8	1982	5-7	1990	8-4	1998	0-10	2006	2-7	2014	4-3	2022	1-6
1975	7-5	1983	6-6	1991	7-5	1999	5-4	2007	1-9	2015	2-4	2023	2-4
1976	7-5	1984	5-7	1992	5-7	2000	2-8	2008	5-5	2016	2-5		204-314-1

NOTABLE PLAYERS TO PLAY FOR BOTH TEAMS

PLAYER	w/KC	w/NYY	PLAYER	w/KC	w/NYY
Lou Piniella	1969-73	1974-84	Danny Tartabull	1987-91	1992-95
Larry Gura	1976-85	1974-75	Johnny Damon	1995-2000	2006-09
David Cone	1986, 93-94	1995-2000	Carlos Beltrán	1998-2004	2014-16

ROYALS vs. ATHLETICS



OAKLAND ATHLETICS
2023: 50-112
 5th, AL West

SERIES INFORMATION

ROYALS RECORD

	W-L
All-Time	274-339
in Kansas City	151-156
at Municipal Stadium (1969-72)	16-20
at Kauffman Stadium (1973-present)	135-136
in Oakland	123-183
at Oakland Coliseum (1966-present)	123-183
Royals season series vs. Athletics	16-33-5

2024 KC vs. OAK

DATE	SITE	TIME
5/17	KC	6:40 CT
5/18	KC	6:10 CT
5/19	KC	1:10 CT
6/18	OAK	8:40 CT
6/19	OAK	8:40 CT
6/20	OAK	2:37 CT

2023: The Royals went 2-4 against the Athletics in 2023, remaining winless in their last seven season series since 2016...the Royals hosted the A's for a 3-game set in Kansas City from May 5-7 and lost the 1st 2 games, including a wild 12-8 loss in the series opener, in which they trailed by 7 runs in the 5th inning and cut the deficit to 1 run in the 7th, before the bullpen yielded 3 runs over the final 2.0 frames...they won the finale on May 7 with the help of a 462-ft. home run from **Salvador Perez**, which marked his longest homer tracked by *Statcast* (since 2015)...history repeated itself in August, when the Royals dropped the 1st 2 games but salvaged the series finale at the Oakland Coliseum...in their 4-0 shutout win on Aug. 23, **Cole Ragans** continued his dominant American League Pitcher of the Month campaign with 6.0 scoreless innings in which he matched a career high with 11 strikeouts and topped out at 101.0 mph.

2023 KC vs. OAK

DATE	SITE	SCORE
5/5	KC	L 12-8
5/6	KC	L 5-4
5/7	KC	W 5-1
8/21	OAK	L 6-4
8/22	OAK	L 5-4
8/23	OAK	W 4-0

HISTORY: The Royals are 274-339 all-time vs. the Athletics, including 16-33-5 in season series...Kansas City has not won a season series over Oakland since 2015 (5-1) and they have lost five of their last seven season sets, with two splits...from 2000-06, the Royals went 18-45 (.286) vs. the A's, however in the nine years that followed from 2007-15, they posted a winning 37-36 (.507) record...the two teams have faced off twice in the postseason, including the 1981 American League Division Series in which the Athletics swept the Royals in 3 games...in 2014, the Royals defeated the Athletics in the Wild Card Game with a 9-8 victory in 12 innings, courtesy of a walk-off RBI single from **Salvador Perez** to keep the season alive, before they ultimately fell in the World Series.

LAST TRADE BETWEEN ROYALS AND ATHLETICS

DATE	ROYALS ACQUIRED	ATHLETICS ACQUIRED
7/27/19	RHP Ismael Aquino, OF Dairon Blanco	LHP Jake Diekmann

SERIES HIGHS & SWEEPS

KANSAS CITY		OAKLAND	
Longest win streak	8, Sept. 4, 1978-June 18, 1979	Longest win streak	10, May 31, 2003-May 23, 2004
Widest win margin	16 (16-0), June 25, 1984 at KC	Widest win margin	18 (21-3), June 18, 2000 at KC
Most runs	16 (7x), last Sept. 14, 1998 at KC	Most runs	21, June 18, 2000 at KC
2-game sweeps	3	2-game sweeps	12
3-game sweeps	9	3-game sweeps	17
4-game sweeps	3	4-game sweeps	2
Last KC 2-game sweep at KC	Sept. 14-15, 1998	Last OAK 2-game sweep at KC	April 28-30, 2006
Last KC 2-game sweep at OAK	Sept. 8-9, 1969	Last OAK 2-game sweep at OAK	May 12-13, 2009
Last KC 3-game sweep at KC	Sept. 2-4, 2008	Last OAK 3-game sweep at KC	July 16-18, 2010
Last KC 3-game sweep at OAK	June 26-28, 2015	Last OAK 3-game sweep at OAK	May 17-19, 2013
Last KC 4-game sweep at KC	Aug. 1-4, 1994	Last OAK 4-game sweep at KC	Sept. 12-15, 2016
Last KC 4-game sweep at OAK	--	Last OAK 4-game sweep at OAK	Sept. 26-28, 1977
Most wins in KC	6 (4x), last 1978 (6-2)	Most wins in KC	6 (2x), last 1971 (6-3)
Most wins in OAK	5 (2x), last 2007 (5-2)	Most wins in OAK	8, 1975 (8-1)

YEAR-BY-YEAR RESULTS

YEAR	W-L	YEAR	W-L	YEAR	W-L	YEAR	W-L	YEAR	W-L	YEAR	W-L
1969	8-10	1977	9-6	1985	8-5	1993	6-7	2001	3-6	2009	2-6
1970	7-11	1978	10-5	1986	8-5	1994	7-3	2002	1-8	2010	3-6
1971	5-13	1979	9-4	1987	5-8	1995	5-8	2003	2-7	2011	4-5
1972	7-11	1980	6-7	1988	8-5	1996	5-7	2004	2-7	2012	5-4
1973	8-10	1981	3-3	1989	7-6	1997	3-8	2005	2-4	2013	1-5
1974	8-10	1982	7-6	1990	4-9	1998	7-4	2006	4-5	2014	5-2
1975	7-11	1983	7-6	1991	6-7	1999	6-6	2007	6-4	2015	5-1
1976	9-9	1984	5-8	1992	4-9	2000	4-8	2008	6-3	2016	1-6
											274-339

NOTABLE PLAYERS TO PLAY FOR BOTH TEAMS

PLAYER	w/KC	w/OAK	PLAYER	w/KC	w/OAK
Willie Wilson	1976-90	1991-92	Mike Sweeney	1995-2007	2008
Danny Tartabull	1987-91	1995	Jermaine Dye	1997-2001	2001-2004
Kevin Appier	1989-99, 2003-04	1999-2000	Joakim Soria	2007-11, 16-17	2019-20

ROYALS vs. MARINERS



SEATTLE MARINERS
2023: 88-74
3rd, AL West

SERIES INFORMATION		2024 KC vs. SEA		
ROYALS RECORD	W-L	DATE	SITE	TIME
All-Time	239-234	5/13	SEA	8:40 CT
in Kansas City	130-112	5/14	SEA	8:40 CT
at Kauffman Stadium (1973-present)	130-112	5/15	SEA	3:10 CT
in Seattle	109-122	6/7	KC	7:10 CT
at Kingdome (1977-99)	74-69	6/8	KC	3:10 CT
at T-Mobile Park (1999-present)	35-53	6/9	KC	1:10 CT
Royals season series vs. Mariners	26-20-0			

2023: The Royals played the Mariners seven times over a 14-day span in August, including a 4-game set at Kauffman Stadium from Aug. 14-17 and a 3-game series in Seattle from Aug. 25-27...Kansas City won the series opener on Aug. 14 in walk-off fashion, before dropping each of its next 6 games vs. the Mariners to close out the season series with a 1-6 record...in the Royals 7-6 walk-off victory, **Brady Singer** took a no-hit bid into the 7th inning, **Bobby Witt Jr.** hit an inside-the-park home run—the first by a Royal since 2019—and Kansas City squandered a 5-0 lead to trail 6-5 entering the bottom of the 9th inning...the Royals opened the 9th with back-to-back singles, setting the stage for a game-tying sacrifice fly and a game-winning bunt RBI single from **Dairon Blanco**, which marked his 1st career walk-off RBI...the following night, the Royals suffered a 10-8 loss in 10 innings, a game in which they trailed 7-0 and 8-5, and scored 3 runs in the 9th inning to force extras...they were swept in a 3-game series in Seattle a week later, and they've lost 7 straight at T-Mobile Park since Aug. 29, 2021.

2023 KC vs. SEA		
DATE	SITE	SCORE
8/14	KC	W 7-6*
8/15	KC	L 10-8 (10)
8/16	KC	L 6-5
8/17	KC	L 6-4
8/25	SEA	L 7-5
8/26	SEA	L 15-2
8/27	SEA	L 3-2

*walk-off

HISTORY: The Royals are 239-234 (.505) all-time against the Mariners, who are one of eight teams that the Royals have an all-time winning percentage of at least .500 against...from the Mariners inception in 1977 through 1996, the Royals won 17 of 20 season series, posting a 148-110 (.574) record, however they have gone just 9-17-0 in series play since 1997, a stretch in which they own a 91-124 (.423) record...in 20 games since the start of 2021, the Royals have averaged 5.0 runs per game vs. the Mariners, which is tied for the 5th-highest rate by any team against Seattle over that stretch, behind only the Cubs (6.3 R/G), Brewers (6.0), Red Sox (5.8) and Reds (5.7)...all-time, the Royals are averaging 4.5 runs/game vs. Seattle.

LAST TRADE BETWEEN ROYALS AND MARINERS

DATE	ROYALS ACQUIRED	MARINERS ACQUIRED
1/30/24	Cash considerations or PTBNL	IF/OF Samad Taylor

SERIES HIGHS & SWEEPS

KANSAS CITY		SEATTLE	
Longest win streak	12, May 23-Sept. 26, 1978	Longest win streak	10, June 14-Sept. 24, 1985
Widest win margin	15 (16-1), April 24, 1977 at SEA	Widest win margin	13 (15-2), 4x, last Aug. 26, 2023 at SEA
Most runs	17, July 3, 2007 at KC	Most runs	18, July 17, 1998 at SEA
2-game sweeps	3	2-game sweeps	2
3-game sweeps	9	3-game sweeps	13
4-game sweeps	4	4-game sweeps	4
Last KC 2-game sweep at KC	May 6-7, 2009	Last SEA 2-game sweep at KC	May 27-28, 2003
Last KC 2-game sweep at SEA	Sept. 18-19, 1978	Last SEA 2-game sweep at SEA	--
Last KC 3-game sweep at KC	June 5-7, 1992	Last SEA 3-game sweep at KC	June 20-22, 2014
Last KC 3-game sweep at SEA	July 3-5, 2017	Last SEA 3-game sweep at SEA	Aug. 25-27, 2023
Last KC 4-game sweep at KC	Sept. 15-18, 2008	Last SEA 4-game sweep at KC	April 8-11, 2019
Last KC 4-game sweep at SEA	Aug. 17-20, 1989	Last SEA 4-game sweep at SEA	July 26-29, 2012
Most wins in KC	7, 1978 (7-1)	Most wins in KC	6, 1985 (6-0)
Most wins in SEA	7, 1977 (7-1)	Most wins in SEA	5 (3x), last 2000 (5-1)

YEAR-BY-YEAR RESULTS

YEAR	W-L	YEAR	W-L	YEAR	W-L	YEAR	W-L	YEAR	W-L	YEAR	W-L	YEAR	W-L
1977	11-4	1984	9-4	1991	7-6	1998	4-6	2005	2-7	2012	1-7	2019	2-5
1978	12-3	1985	3-10	1992	7-6	1999	7-5	2006	3-5	2013	4-3	2020	-
1979	7-6	1986	5-8	1993	7-6	2000	4-8	2007	3-6	2014	2-5	2021	4-3
1980	7-6	1987	9-4	1994	6-4	2001	3-6	2008	7-2	2015	4-2	2022	2-4
1981	6-7	1988	7-5	1995	7-5	2002	3-6	2009	5-4	2016	3-4	2023	1-6
1982	7-6	1989	9-4	1996	7-5	2003	4-5	2010	5-4	2017	5-2		239-234
1983	8-5	1990	7-6	1997	5-6	2004	2-5	2011	5-3	2018	1-5		

NOTABLE PLAYERS TO PLAY FOR BOTH TEAMS

PLAYER	w/KC	w/SEA	PLAYER	w/KC	w/SEA
Al Cowens	1974-79	1982-86	Danny Tartabull	1987-91	1984-86
Gaylord Perry	1983	1982-83	Mike Sweeney	1995-2007	2009-10
Steve Balboni	1984-88	1988	Raúl Ibañez	2001-03, 14	1996-2000, 04-08, 13

ROYALS vs. RAYS



TAMPA BAY RAYS
2023: 99-63
2nd, AL East

SERIES INFORMATION		2024 KC vs. TB		
ROYALS RECORD	W-L	DATE	SITE	TIME
All-Time	88-99	5/24	TB	5:50 CT
in Kansas City	48-39	5/25	TB	3:10 CT
at Kauffman Stadium (1973-present)	48-39	5/26	TB	12:40 CT
in Tampa Bay	40-60	7/2	KC	7:10 CT
at Tropicana Field (1998-present)	40-60	7/3	KC	7:10 CT
Royals season series vs. Rays	11-12-2	7/4	KC	7:10 CT

2023: The Royals went 3-4 against Tampa Bay in 2023, losing the season series for the fifth straight year in which they've met since 2018...they split a 4-game series at Tropicana Field from June 22-25 and Kansas City dropped 2 of 3 games at Kauffman Stadium from July 15-16 in its first series coming out of the All-Star break...in a 6-5 win over the Rays on June 22, the Royals recorded 7 stolen bases by four different players for just the seventh time in franchise history and the first time since the 2014 Wild Card Game vs. Oakland...the Royals slugged their way to a 9-4 win two days later, a game in which **Jordan Lyles** earned his 1st win as a Royal—snapping a career-long 11-game losing skid—and the No. 6-9 hitters combined to go 9-for-14 with 8 runs scored...the Royals hosted the Rays to open the unofficial 2nd half, however the series opener on July 14 was postponed due to inclement weather and rescheduled as part of a split doubleheader on July 15, marking the Royals first of two twin bills in 2023...Tampa Bay swept the doubleheader, as the Royals suffered their first doubleheader sweep since May 25, 2019 vs. the Yankees...Kansas City salvaged the series finale with a 8-4 win in which **Bobby Witt Jr.** and **Drew Waters** became the first teammates in Royals history to each record a home run and a triple in the same game.

2023 KC vs. TB		
DATE	SITE	SCORE
6/22	TB	W 6-5
6/23	TB	L 11-3
6/24	TB	W 9-4
6/25	TB	L 3-1
7/15 (1)	KC	L 6-1
7/15 (2)	KC	L 4-2
7/16	KC	W 8-4

HISTORY: The Royals are 88-99 all-time against the Rays and are 11-12-2 all-time in season series...since 2018, the Royals have gone just 11-23 (.324) vs. Tampa Bay, which comes on the heels of a six-year stretch from 2012-17 in which the Royals won every season series and posted a 29-11 (.725) record...on Oct. 30, 2022, the Royals named **Matt Quattraro** the 18th full-time Manager in franchise history, after he served on Tampa Bay's Major League coaching staff for the previous five seasons, including one year as the Rays Third Base Coach and four as the Bench Coach...two weeks later, Kansas City announced **Paul Hoover**—formerly the Rays Major League Field Coordinator—was named the Royals new Bench Coach.

LAST TRADE BETWEEN ROYALS AND RAYS

DATE	ROYALS ACQUIRED	RAYS ACQUIRED
8/27/20	IF Lucius Fox	OF Brett Phillips

SERIES HIGHS & SWEEPS

KANSAS CITY		TAMPA BAY	
Longest win streak	7, July 9, 2014-Aug. 29, 2015	Longest win streak	10, Aug. 30, 2017-April 23, 2019
Widest win margin	10 (11-1), 2x, last Aug. 26, 2013 at KC	Widest win margin	12 (12-0), 2x, last Aug. 28, 2017 at KC
Most runs	12, July 8, 2007 at KC	Most runs	14, April 20, 2021 at KC
2-game sweeps	3	2-game sweeps	0
3-game sweeps	4	3-game sweeps	6
4-game sweeps	1	4-game sweeps	4
Last KC 2-game sweep at KC	April 30-May 1, 2013	Last TB 2-game sweep at KC	--
Last KC 2-game sweep at TB	May 13-14, 1998	Last TB 2-game sweep at TB	--
Last KC 3-game sweep at KC	May 30-June 1, 2016	Last TB 3-game sweep at KC	May 14-16, 2018
Last KC 3-game sweep at TB	Aug. 21-23, 1998	Last TB 3-game sweep at TB	June 2-4, 2009
Last KC 4-game sweep at KC	July 7-9, 2015	Last TB 4-game sweep at KC	July 27-30, 2000
Last KC 4-game sweep at TB	--	Last TB 4-game sweep at TB	Aug. 20-23, 2018
Most wins in KC	4, 2015 (4-0)	Most wins in KC	4, 2000 (4-2)
Most wins in TB	5, 1998 (5-0)	Most wins in TB	6, 2009 (6-1)

YEAR-BY-YEAR RESULTS

YEAR	W-L	YEAR	W-L	YEAR	W-L	YEAR	W-L	YEAR	W-L	YEAR	W-L	YEAR	W-L
1998	8-3	2002	4-2	2006	1-5	2010	4-4	2014	4-2	2018	0-7	2022	3-4
1999	2-8	2003	4-3	2007	4-3	2011	2-5	2015	6-1	2019	3-4	2023	3-4
2000	5-5	2004	3-6	2008	3-5	2012	4-2	2016	5-2	2020	-		88-99
2001	4-2	2005	3-5	2009	1-9	2013	6-1	2017	4-3	2021	2-4		

NOTABLE PLAYERS TO PLAY FOR BOTH TEAMS

PLAYER	w/KC	w/TB	PLAYER	w/KC	w/TB
Johnny Damon	1995-2000	2011	James Shields	2013-14	2006-12
David DeJesus	2003-10	2013-15	Wade Davis	2013-16, 21	2009-12
Kyle Farnsworth	2009-10	2011-13	Ben Zobrist	2015	2006-14
Jake Odorizzi	2012	2013-17	Ryan Yarbrough	2023	2018-22

ROYALS vs. RANGERS



TEXAS RANGERS
 2023: 90-72
 T-1st, AL West
 World Series Champs

SERIES INFORMATION		2024 KC vs. TEX		
ROYALS RECORD	W-L	DATE	SITE	TIME
All-Time	287-296	5/3	KC	6:40 CT
in Kansas City	157-137	5/4	KC	6:10 CT
at Municipal Stadium (1969-72)	14-13	5/5	KC	1:10 CT
at Kauffman Stadium (1973-present)	143-124	6/21	TEX	7:05 CT
in Washington/Texas	130-159	6/22	TEX	3:05 CT
at RFK Memorial Stadium (1962-71)	13-5	6/23	TEX	1:35 CT
at Arlington Stadium (1972-93)	74-77			
at Globe Life Park (1994-2019)	41-70			
at Globe Life Field (2020-present)	2-7			
Royals season series vs. Rangers	22-27-5			

2023: The Royals went 1-5 against the eventual 2023 World Series Champion Rangers in 2023, losing their eighth consecutive season series since 2015, a stretch in which they've gone just 14-39 (.264) to mark their lowest win percentage against any opponent during that time...the Royals only win vs. the Rangers in 2023 came in the series finale at Globe Life Field, where they scored a 10-1 victory with the help of **Brad Keller's** 6.2 innings of 1-run ball...**Bobby Witt Jr.** went 6-for-13 (.462) in the 3 games in his home state of Texas, including 3 hits and a career-high 3 steals on April 12, making him the youngest player in Royals history with a 3-hit, 3-steal game...the Rangers swept the Royals in 3 games in Kansas City the following week, marking the first time Texas swept the Royals at Kauffman Stadium since June 18-20, 2018.

2023 KC vs. TEX		
DATE	SITE	SCORE
4/10	TEX	L 11-2
4/11	TEX	L 8-5 (10)
4/12	TEX	W 10-1
4/17	KC	L 4-0
4/18	KC	L 12-2
4/19	KC	L 12-3

HISTORY: The Royals are 287-296 (.492) all-time against the Rangers, including 157-137 (.534) in games played in Kansas City...since the start of 2016, the Royals have gone just 11-35 vs. Texas, including a franchise-worst 12-game losing skid against them from July 23, 2016-July 15, 2017 in which they were shutout twice and outscored 47-22 (-25)...this recent stretch comes on the heels of a five-year period from 2011-15 in which Kansas City went 17-19 vs. Texas, including going 11-8 in 19 games from 2013-15.

LAST TRADE BETWEEN ROYALS AND RANGERS

DATE	ROYALS ACQUIRED	RANGERS ACQUIRED
6/30/23	OF Roni Cabrera, LHP Cole Ragans	LHP Aroldis Chapman

SERIES HIGHS & SWEEPS

KANSAS CITY		TEXAS	
Longest win streak	9 (2x), last July 15, 2002-Aug. 28, 2003	Longest win streak	12, July 23, 2016-July 15, 2017
Widest win margin	13 (15-2), 2x, last June 19, 1991 at TEX	Widest win margin	15 (16-1), May 16, 2019 at KC
Most runs	17, Sept. 4, 2005 at KC	Most runs	16 (2x), last May 16, 2019 at KC
2-game sweeps	10	2-game sweeps	5
3-game sweeps	11	3-game sweeps	9
4-game sweeps	2	4-game sweeps	4
Last KC 2-game sweep at KC	Aug. 27-28, 1996	Last TEX 2-game sweep at KC	April 16-17, 1997
Last KC 2-game sweep at TEX	May 14-15, 2012	Last TEX 2-game sweep at TEX	Sept. 8-9, 1998
Last KC 3-game sweep at KC	Sept. 1-3, 2014	Last TEX 3-game sweep at KC	April 17-19, 2023
Last KC 3-game sweep at TEX	July 11-13, 2003	Last TEX 3-game sweep at TEX	June 25-27, 2021
Last KC 4-game sweep at KC	July 25-27, 1975	Last TEX 4-game sweep at KC	--
Last KC 4-game sweep at TEX	June 5-8, 1980	Last TEX 4-game sweep at TEX	April 20-23, 2017
Most wins in KC	8, 1975 (8-1)	Most wins in KC	5 (6x), last 2012 (5-2)
Most wins in TEX	7, 1980 (7-0)	Most wins in TEX	6 (2x), last 1978 (6-2)

YEAR-BY-YEAR RESULTS

YEAR	W-L	YEAR	W-L	YEAR	W-L	YEAR	W-L	YEAR	W-L	YEAR	W-L	YEAR	W-L
1969	7-5	1977	8-7	1985	6-7	1993	7-6	2001	4-5	2009	3-3	2017	1-6
1970	6-6	1978	7-8	1986	8-5	1994	4-3	2002	7-2	2010	2-7	2018	2-5
1971	9-3	1979	6-7	1987	7-6	1995	8-6	2003	7-2	2011	2-6	2019	2-5
1972	8-6	1980	10-3	1988	7-6	1996	6-6	2004	4-5	2012	4-5	2020	-
1973	11-7	1981	3-4	1989	8-5	1997	6-5	2005	2-8	2013	3-3	2021	2-4
1974	8-10	1982	7-6	1990	5-8	1998	3-8	2006	3-3	2014	5-1	2022	2-4
1975	14-4	1983	8-5	1991	7-6	1999	4-6	2007	5-4	2015	3-4	2023	1-5
1976	7-11	1984	6-7	1992	6-7	2000	3-7	2008	2-7	2016	1-6		287-296

NOTABLE PLAYERS TO PLAY FOR BOTH TEAMS

PLAYER	w/KC	w/TEX	PLAYER	w/KC	w/TEX
Darrell Porter	1977-80	1986-87	Chris Young	2015-17	2004-05
Gaylord Perry	1983	1975-77, 80	Mike Minor	2017, 21	2018-20
Charlie Leibrandt	1984-89	1993	Will Smith	2012-13	2023
Jim Sundberg	1985-86	1974-83, 88-89	Cole Ragans	2023	2022-23

ROYALS vs. BLUE JAYS



TORONTO BLUE JAYS
2023: 89-73
 3rd, AL East

SERIES INFORMATION

ROYALS RECORD		W-L	2024 KC vs. TOR		
DATE	SITE	TIME			
All-Time		200-226	4/22	KC	6:40 CT
in Kansas City		110-102	4/23	KC	6:40 CT
at Kauffman Stadium (1973-present)		110-102	4/24	KC	6:40 CT
in Toronto		90-124	4/25	KC	1:10 CT
at Exhibition Stadium (1977-89)		35-37	4/29	TOR	6:07 CT
at Rogers Centre (1989-present)		55-87	4/30	TOR	6:07 CT
Royals season series vs. Blue Jays		15-26-5	5/1	TOR	2:07 CT

2023: The Royals went 1-6 against the Blue Jays in 2023, losing their fifth straight season series since 2018, a stretch in which they've gone just 9-26...Kansas City won its 1st game against Toronto on April 3 at Kauffman Stadium, a 9-5 decision which marked the 1st win of **Matt Quattraro's** managerial career...following that victory, the Royals dropped each of their final 6 games against the Blue Jays, marking the longest losing streak to Toronto in club history, a streak that remains active heading into 2024...following their 9-5 win in the season series opener, the Royals averaged just 1.8 runs per game over their remaining 6 games vs. the Jays...Kansas City was swept in a 3-game series from Sept. 8-10 at the Rogers Centre—over which they were outscored 15-7 (-8)—to mark their 1st sweep to the Blue Jays since July 30-Aug. 1, 2021 in Toronto.

2023 KC vs. TOR		
DATE	SITE	SCORE
4/3	KC	W 9-5
4/4	KC	L 4-1
4/5	KC	L 3-0
4/6	KC	L 6-3
9/8	TOR	L 5-4
9/9	TOR	L 5-1
9/10	TOR	L 5-2

HISTORY: The Royals are 200-226 (.469) all-time vs. Toronto and have gone 15-26-5 in season series...since the start of 2015, Kansas City has gone just 18-36 vs. the Blue Jays, with a pair of 5-game losing streaks and an all-time long 6-game losing streak in that stretch...the teams faced off in both the 1985 and 2015 American League Championship Series, in which the Royals defeated the Blue Jays each time, including in 7 games in 1985 and in 6 games in 2015...in each year, Kansas City went on to win the World Series.

LAST TRADE BETWEEN ROYALS AND BLUE JAYS

DATE	ROYALS ACQUIRED	BLUE JAYS ACQUIRED
8/2/22	IF/OF Samad Taylor, RHP Max Castillo	IF/OF Whit Merrifield

SERIES HIGHS & SWEEPS

KANSAS CITY				TORONTO			
Longest win streak	7 (2x), last Aug. 10, 1980-Aug. 17, 1981	Longest win streak	6, April 4-Sept. 10, 2023				
Widest win margin	10 (15-5), 4x, last Sept. 20, 2017 at TOR	Widest win margin	17 (18-1), May 16, 2003 at KC				
Most runs	16, Aug. 6, 1979 at TOR	Most runs	18, May 16, 2003 at KC				
2-game sweeps	8	2-game sweeps	5				
3-game sweeps	4	3-game sweeps	12				
4-game sweeps	2	4-game sweeps	2				
Last KC 2-game sweep at KC	June 10-11, 1995	Last TOR 2-game sweep at KC	Sept. 1-2, 1998				
Last KC 2-game sweep at TOR	April 29-30, 1998	Last TOR 2-game sweep at TOR	Aug. 22-23, 2000				
Last KC 3-game sweep at KC	July 2-4, 1993	Last TOR 3-game sweep at KC	July 29-31, 2019				
Last KC 3-game sweep at TOR	--	Last TOR 3-game sweep at TOR	Sept. 8-10, 2023				
Last KC 4-game sweep at KC	July 3-5, 1987	Last TOR 4-game sweep at KC	April 20-23, 2012				
Last KC 4-game sweep at TOR	--	Last TOR 4-game sweep at TOR	May 23-26, 2008				
Most wins in KC	6 (2x), last 1987 (6-0)	Most wins in KC	5, 1996 (5-2)				
Most wins in TOR	4 (5x), last 1998 (4-2)	Most wins in TOR	5 (3x), last 2005 (5-1)				

YEAR-BY-YEAR RESULTS

YEAR	W-L	YEAR	W-L	YEAR	W-L	YEAR	W-L	YEAR	W-L	YEAR	W-L	YEAR	W-L
1977	8-2	1984	5-7	1991	5-7	1998	6-5	2005	3-6	2012	2-6	2019	1-6
1978	5-5	1985	7-5	1992	5-7	1999	3-7	2006	3-4	2013	2-4	2020	-
1979	9-3	1986	5-7	1993	8-4	2000	4-6	2007	3-4	2014	4-3	2021	3-4
1980	9-3	1987	8-4	1994	6-6	2001	4-3	2008	2-5	2015	3-4	2022	2-5
1981	5-3	1988	4-8	1995	7-5	2002	3-4	2009	4-3	2016	2-4	2023	1-6
1982	4-8	1989	7-5	1996	5-8	2003	1-5	2010	3-3	2017	4-2	200-226	
1983	6-6	1990	5-7	1997	5-6	2004	3-3	2011	4-3	2018	2-5		

NOTABLE PLAYERS TO PLAY FOR BOTH TEAMS

PLAYER	w/KC	w/TOR	PLAYER	w/KC	w/TOR
Buck Martinez	1969-77	1981-86	Pat Tabler	1988-90	1991-92
John Mayberry	1972-77	1978-82	Kendryns Morales	2015-16	2017-18
Willie Aikens	1980-83	1984-85	Whit Merrifield	2016-22	2022-23
David Cone	1986, 93-94	1992, 95	Max Castillo	2022-23	2022-23

ROYALS vs. DIAMONDBACKS



**ARIZONA
DIAMONDBACKS**
2023: 84-78
2nd, NL West
NL Champions

SERIES INFORMATION		2024 KC vs. AZ		
ROYALS RECORD	W-L	DATE	SITE	TIME
All-Time	15-19	7/22	KC	7:10 CT
in Kansas City	7-13	7/23	KC	7:10 CT
at Kauffman Stadium (1973-present)	7-13	7/24	KC	7:10 CT
in Arizona	8-6			
at Chase Field (1998-present)	8-6			
Royals season series vs. Diamondbacks	4-7-0			

2023: The Royals went 1-2 vs. the National League Champion Diamondbacks in 2023, falling to 4-7-0 all-time in season series play, including back-to-back losses... they traveled to Arizona for a 3-game set from April 24-26, visiting Chase Field for the second time in as many seasons after having only three visits prior to 2022 and none since 2014...Kansas City dropped the opener, 5-4, but evened the series with a 5-4 win the following night in which the Royals pounded out 14 hits, including multi-hit efforts from six different players...the Royals were shutout, 2-0, in the rubber match on April 26, marking the seventh time in 10 all-time 3-game series against the Diamondbacks in which the series was decided in the final game, and the Royals have gone 2-5 in those 7 rubber games.

2023 KC vs. AZ		
DATE	SITE	SCORE
4/24	AZ	L 5-4
4/25	AZ	W 5-4
4/26	AZ	L 2-0

HISTORY: The Royals are 15-19 all-time vs. Arizona, including 7-13 at Kauffman Stadium and 8-6 at Chase Field...following a club-worst 6-game losing skid vs. the Diamondbacks from June 17, 2009-May 18, 2012, the Royals have gone 8-7 in their last 15 meetings with Arizona, including their first ever sweep of the Diamondbacks in a 3-game set from Aug. 5-7, 2014 at Chase Field...in 34 overall games vs. Arizona, the Royals have batted .287, which is their 2nd-best clip vs. any opponent, trailing only their .292 average vs. Colorado.

LAST TRADE BETWEEN ROYALS AND DIAMONDBACKS

DATE	ROYALS ACQUIRED	DIAMONDBACKS ACQUIRED
8/1/22	RHP Luke Weaver	IF Emmanuel Rivera

SERIES HIGHS & SWEEPS

KANSAS CITY		ARIZONA	
Longest win streak	5, Aug. 5, 2014-Sept. 30, 2017	Longest win streak	6, June 17, 2009-May 18, 2012
Widest win margin	10 (12-2), Aug. 5, 2014 at AZ	Widest win margin	12 (14-2), Oct. 1, 2017 at KC
Most runs	12 (2x), last Aug. 5, 2014 at AZ	Most runs	14, Oct. 1, 2017 at KC
2-game sweeps	0	2-game sweeps	1
3-game sweeps	1	3-game sweeps	1
4-game sweeps	0	4-game sweeps	0
Last KC 2-game sweep at KC	--	Last AZ 2-game sweep at KC	--
Last KC 2-game sweep at AZ	--	Last AZ 2-game sweep at AZ	May 23-24, 2022
Last KC 3-game sweep at KC	--	Last AZ 3-game sweep at KC	June 21-23, 2011
Last KC 3-game sweep at AZ	Aug. 5-7, 2014	Last AZ 3-game sweep at AZ	--
Last KC 4-game sweep at KC	--	Last AZ 4-game sweep at KC	--
Last KC 4-game sweep at AZ	--	Last AZ 4-game sweep at AZ	--
Most wins in KC	2, 2017 (2-1)	Most wins in KC	3, 2011 (3-0)
Most wins in AZ	3, 2014 (3-0)	Most wins in AZ	2, 2022 (2-0)

YEAR-BY-YEAR RESULTS

YEAR	W-L	YEAR	W-L	YEAR	W-L	YEAR	W-L	YEAR	W-L	YEAR	W-L
2001	1-2	2005	2-1	2009	1-2	2013	-	2017	2-1	2021	-
2002	-	2006	-	2010	-	2014	3-0	2018	-	2022	1-3
2003	1-2	2007	-	2011	0-3	2015	-	2019	-	2023	1-2
2004	-	2008	2-1	2012	1-2	2016	-	2020	-		15-19

NOTABLE PLAYERS TO PLAY FOR BOTH TEAMS

PLAYER	w/KC	w/AZ	PLAYER	w/KC	w/AZ
Tom Gordon	1988-95	2009	Greg Holland	2010-15, 20-21	2019
Zack Greinke	2004-10, 22-23	2016-19	Ian Kennedy	2016-20	2010-13, 22
Jarrod Dyson	2010-16, 21	2018-19	Emmanuel Rivera	2021-22	2022-23

ROYALS vs. BRAVES



ATLANTA BRAVES
2023: 104-58
 1st, NL East

SERIES INFORMATION

ROYALS RECORD

	W-L
All-Time	9-11
in Kansas City	4-6
at Kauffman Stadium (1973-present)	4-6
in Atlanta	5-5
at Turner Field (1997-2016)	3-5
at Truist Park (2017-present)	2-0
Royals season series vs. Braves	3-2-1

2024 KC vs. ATL

DATE	SITE	TIME
9/27	ATL	6:20 CT
9/28	ATL	6:20 CT
9/29	ATL	2:20 CT

2023: The Royals were swept by the Braves in a 3-game series in Kansas City from April 14-16, during which they were outscored 24-10 (-14)...that series marked their first meeting since 2019 and it was the Braves fourth ever visit to Kauffman Stadium...in a 10-3 loss in the series opener, the Royals surrendered 5 home runs, which fell just 1 shy of matching the franchise record...the second game of the set saw a 2-hour, 35-minute rain delay push back first pitch, after which the Royals fell 9-3 as they went just 1-for-13 in scoring situations...with their 5-4 loss in the finale on April 16, the Royals were swept by the Braves for the second time in club history, following a 3-game sweep from June 18-20, 2010.

2023 KC vs. ATL

DATE	SITE	SCORE
4/14	KC	L 10-3
4/15	KC	L 9-3
4/16	KC	L 5-4

HISTORY: The Royals are 9-11 all-time against the Braves and Atlanta is one of four Major League teams that the Royals have played 20 games or fewer against...in their first visit to the new Truist Park on July 23, 2019, the Royals played in their 53rd all-time road venue and secured a 5-4 victory...the following night, right hander **Brad Keller**—a Flowery Branch, Ga. native—turned in 7.0 scoreless innings and recorded his first big league RBI with his 2nd career hit in front of friends and family...despite having only faced off in six of Kansas City's last 20 seasons since 2004, the Royals have gone 3-2-1 in series play, including their 0-3 record in 2023.

Royals Executive Vice President and General Manager **J.J. Picollo** worked for the Braves from 1999-2005 and served as the Director of Minor League Operations in his final year before joining Kansas City in 2006...while with Atlanta, he also held positions as the Assistant Director of Player Development and as an Area Scouting Supervisor for Virginia, Maryland, Delaware, West Virginia, Pennsylvania, New Jersey and Washington D.C.

LAST TRADE BETWEEN ROYALS AND BRAVES

DATE	ROYALS ACQUIRED	BRAVES ACQUIRED
11/17/23	RHP Kyle Wright	RHP Jackson Kowar

SERIES HIGHS & SWEEPS

KANSAS CITY		ATLANTA	
Longest win streak	4, May 15, 2016-Sept. 24, 2019	Longest win streak	4 (2x), last Sept. 25, 2019-April 16, 2023
Widest win margin	6 (10-4), 2x, last June 17, 2004 at ATL	Widest win margin	8 (10-2), Sept. 25, 2019 at KC
Most runs	10 (2x), last June 17, 2004 at ATL	Most runs	10 (2x), last April 14, 2023 at KC
2-game sweeps	1	2-game sweeps	0
3-game sweeps	0	3-game sweeps	2
4-game sweeps	0	4-game sweeps	0
Last KC 2-game sweep at KC	--	Last ATL 2-game sweep at KC	--
Last KC 2-game sweep at ATL	July 23-24, 2019	Last ATL 2-game sweep at ATL	--
Last KC 3-game sweep at KC	--	Last ATL 3-game sweep at KC	April 14-16, 2023
Last KC 3-game sweep at ATL	--	Last ATL 3-game sweep at ATL	June 18-20, 2010
Last KC 4-game sweep at KC	--	Last ATL 4-game sweep at KC	--
Last KC 4-game sweep at ATL	--	Last ATL 4-game sweep at ATL	--
Most wins in KC	2, 2016 (2-1)	Most wins in KC	3, 2023 (3-0)
Most wins in ATL	2 (2x), last 2019 (2-0)	Most wins in ATL	3, 2010 (3-0)

YEAR-BY-YEAR RESULTS

YEAR	W-L	YEAR	W-L	YEAR	W-L	YEAR	W-L	YEAR	W-L	YEAR	W-L	YEAR	W-L
2004	2-1	2007	-	2010	0-3	2013	2-2	2016	2-1	2019	3-1	2022	-
2005	-	2008	-	2011	-	2014	-	2017	-	2020	-	2023	0-3
2006	-	2009	-	2012	-	2015	-	2018	-	2021	-		9-11

NOTABLE PLAYERS TO PLAY FOR BOTH TEAMS

PLAYER	w/KC	w/ATL	PLAYER	w/KC	w/ATL
Gene Garber	1973-74, 87-88	1978-87	Omar Infante	2014-16	2008-10
Charlie Leibbrandt	1984-89	1990-92	Jorge Soler	2017-21	2021
Jermaine Dye	1997-2001	1996	Nicky Lopez	2019-23	2023

ROYALS vs. CUBS



CHICAGO CUBS
 2023: 83-79
 2nd, NL Central

SERIES INFORMATION

ROYALS RECORD	W-L	DATE	SITE	TIME
All-Time	15-19	7/26	KC	7:10 CT
in Kansas City	7-7	7/27	KC	6:10 CT
at Kauffman Stadium (1973-present)	7-7	7/28	KC	1:10 CT
in Chicago	8-12			
at Wrigley Field (1914-present)	8-12			
Royals season series vs. Cubs	4-7-0			

2023 KC vs. CHC

DATE	SITE	SCORE
8/18	CHC	W 4-3
8/19	CHC	L 6-4
8/20	CHC	L 4-3

2023: The Royals visited Wrigley Field for a 3-game set from Aug. 18-20 and went 1-2—despite all 3 games being decided by 2 runs or fewer—dropping the season series for the seventh time in 11 years in which the two teams have met...Kansas City secured a 4-3 victory in the series opener to kick off a 9-game, 10-day road trip, before losing the final 2 games of the series...in that win, **Bobby Witt Jr.** turned a 3-2 deficit into a 4-3 lead with his go-ahead, 2-run homer in the 6th inning which proved to be the difference in the game...in their 6-4 loss the following day, four Royals relievers did not allow a baserunner over the final 4.1 innings, however Kansas City could not overcome an early 6-1 deficit...in the finale on Aug. 20, the Royals lost a 4-3 decision after surrendering a 1st-inning lead and despite a complete game from **Jordan Lyles**, his 3rd of the season.

HISTORY: The Royals are 15-19 all-time vs. the Cubs, including 9-10 since 2011...the teams have faced off in five of the last nine seasons since 2015, after meeting only 6 times over previous 18 seasons, from when Interleague play was instituted in 1997 through 2014...Royals pitchers have recorded a 2.60 ERA (15 ER in 52.0 IP) in 6 games vs. Chicago since 2021, which aligns with the club's all-time trend, as Kansas City has posted a 3.55 ERA (118 ER in 299.1 IP) over 34 overall games vs. the Cubs, its 3rd-lowest mark against any opponent all-time, trailing only a 3.27 ERA in 19 games vs. the Mets and a 3.31 ERA in 22 games vs. the Giants.

LAST TRADE BETWEEN ROYALS AND CUBS

DATE	ROYALS ACQUIRED	CUBS ACQUIRED
7/31/23	OF Nelson Velázquez	RHP Jose Cuas

SERIES HIGHS & SWEEPS

KANSAS CITY		CHICAGO	
Longest win streak	4, Aug. 6, 2020-Aug. 22, 2021	Longest win streak	4, May 31, 2015-Aug. 7, 2018
Widest win margin	11 (13-2), Aug. 6, 2020 at KC	Widest win margin	5 (6-1), 3x, last Aug. 5, 2020 at KC
Most runs	13, Aug. 6, 2020 at KC	Most runs	10, July 16, 2000 at KC
2-game sweeps	0	2-game sweeps	1
3-game sweeps	1	3-game sweeps	1
4-game sweeps	0	4-game sweeps	0
Last KC 2-game sweep at KC	--	Last CHC 2-game sweep at KC	--
Last KC 2-game sweep at CHC	--	Last CHC 2-game sweep at CHC	Aug. 3-4, 2020
Last KC 3-game sweep at KC	--	Last CHC 3-game sweep at KC	--
Last KC 3-game sweep at CHC	Aug. 20-22, 2021	Last CHC 3-game sweep at CHC	June 30-July 2, 1997
Last KC 4-game sweep at KC	--	Last CHC 4-game sweep at KC	--
Last KC 4-game sweep at CHC	--	Last CHC 4-game sweep at CHC	--
Most wins in KC	2 (2x), last 2011 (2-1)	Most wins in KC	2 (2x), last 2018 (2-1)
Most wins in CHC	3, 2021 (3-0)	Most wins in CHC	3, 1997 (3-0)

YEAR-BY-YEAR RESULTS

YEAR	W-L	YEAR	W-L	YEAR	W-L	YEAR	W-L	YEAR	W-L	YEAR	W-L	YEAR	W-L
1997	0-3	2001	1-2	2005	-	2009	-	2013	-	2017	-	2021	3-0
1998	2-1	2002	-	2006	-	2010	-	2014	-	2018	1-2	2022	-
1999	2-1	2003	-	2007	-	2011	2-1	2015	1-2	2019	-	2023	1-2
2000	1-2	2004	-	2008	-	2012	-	2016	-	2020	1-3		15-19

NOTABLE PLAYERS TO PLAY FOR BOTH TEAMS

PLAYER	w/KC	w/CHC	PLAYER	w/KC	w/CHC
Larry Gura	1976-85	1970-73, 85	David DeJesus	2003-10	2012-13
Willie Wilson	1976-90	1993-94	Mark Grudzielanek	2006-08	2003-04
Bill Buckner	1988-89	1977-84	Wade Davis	2013-16, 21	2017
Tom Gordon	1988-95	2001-02	Ben Zobrist	2015	2016-19
Brain McRae	1990-94	1995-97	Jorge Soler	2017-21	2014-16
Gary Gaetti	1993-95	1998-99	Nelson Velázquez	2023	2022-23

ROYALS vs. REDS



CINCINNATI REDS
2023: 82-80
3rd, NL Central

SERIES INFORMATION

ROYALS RECORD	W-L	2024 KC vs. CIN		
DATE	SITE	TIME		
All-Time	18-17	8/16	CIN	5:40 CT
in Kansas City	7-11	8/17	CIN	5:40 CT
at Kauffman Stadium (1973-present)	7-11	8/18	CIN	12:40 CT
in Cincinnati	11-6			
at Cinergy Field (1970-2002)	3-2			
at Great American Ballpark (2003-present)	8-4			
Royals season series vs. Reds	4-5-2			

2023: The Royals were swept by the Reds in a 3-game set in June in Kansas City, marking their second straight season series loss to Cincinnati (went 1-2 in 2021) and it was their second 3-game sweep to the Reds in club history, following June 5-6, 1999...the Royals lost the series opener, 5-4, in 10 innings on June 12, a game in which Kansas City was trailing 4-3 and down to its final out in the bottom of the 9th inning, before **Salvador Perez** kept the team alive with a game-tying solo home run off **Buck Farmer**...ultimately, the Reds got the run back in the top of the 10th inning and the Royals stranded runners on second and third to end the game...in the club's 7-4 loss on June 14, **Bobby Witt Jr.** became the eighth Royal (10th instance) to record a 3-hit game on his birthday and the youngest to ever turn the trick at age 23...with the 3-game sweep, the Royals extended their losing streak to 9 consecutive games, before being shutout by the Angels on June 16 to mark a season-long 10-game skid.

2023 KC vs. CIN		
DATE	SITE	SCORE
6/12	KC	L 5-4 (10)
6/13	KC	L 5-4
6/14	KC	L 7-4

HISTORY: The Royals are 18-17 (.514) all-time against the Reds, who are one of eight teams that Kansas City has a record of .500 or better against...despite owning an all-time winning record vs. Cincinnati, Kansas City has lost 9 of the last 14 meetings since 2018, after winning 9 of 10 games vs. the Reds from 2009-15...Royals Hall of Fame pitcher and current Bally Sports Kansas City pregame and postgame show host **Jeff Montgomery** was drafted by the Reds in the 9th round of the 1983 First-Year Player Draft and played his first of 13 Major League seasons for Cincinnati in 1987...on Feb. 15, 1988, he was traded to Kansas City in exchange for outfielder **Van Snider**, and he spent the remaining 12 seasons of his career in a Royals uniform from 1988-99, while becoming the club's all-time leader in saves (304) and earning three All-Star selections.

LAST TRADE BETWEEN ROYALS AND REDS

DATE	ROYALS ACQUIRED	REDS ACQUIRED
3/16/22	LHP Amir Garrett	LHP Mike Minor

SERIES HIGHS & SWEEPS

KANSAS CITY		CINCINNATI	
Longest win streak	5, June 13, 2010-Aug. 19, 2015	Longest win streak	4, July 7, 2021-June 14, 2023
Widest win margin	6 (7-1), 2x, last May 20, 2015 at KC	Widest win margin	11 (14-3), June 6, 1999 at KC
Most runs	9, June 27, 2006 at CIN	Most runs	14, June 6, 1999 at KC
2-game sweeps	4	2-game sweeps	1
3-game sweeps	1	3-game sweeps	2
4-game sweeps	0	4-game sweeps	0
Last KC 2-game sweep at KC	May 19-20, 2015	Last CIN 2-game sweep at KC	June 12-13, 2018
Last KC 2-game sweep at CIN	Sept. 25-26, 2018	Last CIN 2-game sweep at CIN	--
Last KC 3-game sweep at KC	June 12-14, 2009	Last CIN 3-game sweep at KC	June 12-14, 2023
Last KC 3-game sweep at CIN	--	Last CIN 3-game sweep at CIN	--
Last KC 4-game sweep at KC	--	Last CIN 4-game sweep at KC	--
Last KC 4-game sweep at CIN	--	Last CIN 4-game sweep at CIN	--
Most wins in KC	3, 2009 (3-0)	Most wins in KC	3, 2023 (3-0)
Most wins in CIN	2 (4x), last 2018 (2-0)	Most wins in CIN	2 (2x), last 2006 (2-1)

YEAR-BY-YEAR RESULTS

YEAR	W-L	YEAR	W-L	YEAR	W-L	YEAR	W-L	YEAR	W-L	YEAR	W-L	YEAR	W-L
1997	1-2	2001	-	2005	-	2009	3-0	2013	-	2017	-	2021	1-2
1998	2-0	2002	-	2006	1-2	2010	2-1	2014	-	2018	2-2	2022	-
1999	0-3	2003	-	2007	-	2011	-	2015	4-0	2019	-	2023	0-3
2000	-	2004	-	2008	-	2012	-	2016	-	2020	2-2		18-17

NOTABLE PLAYERS TO PLAY FOR BOTH TEAMS

PLAYER	w/KC	w/CIN	PLAYER	w/KC	w/CIN
Cookie Rojas	1970-77	1962	Jeff Montgomery	1988-99	1987
Hal McRae	1973-87	1968-72	Reggie Sanders	2006-07	1991-98
Clint Hurdle	1977-81	1982	Mike Moustakas	2011-18	2020-22
Charlie Leibrandt	1984-89	1979-82	Amir Garrett	2022-23	2017-21

ROYALS vs. ROCKIES



COLORADO ROCKIES
 2023: 59-103
 5th, NL West

SERIES INFORMATION			2024 KC vs. COL		
ROYALS RECORD	W-L		DATE	SITE	TIME
All-Time	17-14		7/5	COL	7:10 CT
in Kansas City	9-5		7/6	COL	8:10 CT
at Kauffman Stadium (1973-present)	9-5		7/7	COL	2:10 CT
in Colorado	8-9				
at Coors Field (1995-present)	8-9				
Royals season series vs. Rockies	6-4-0				

2023: The Royals went just 1-2 against the Rockies over a 3-game series in Kansas City from June 2-4, losing a series to them for the first time since 2011, when they went 1-2 in a set at Coors Field...their meeting in June marked the Rockies fifth ever visit to Kauffman Stadium and first since Aug. 22-24, 2017...the Royals suffered a blown-lead loss in the series opener, as Colorado's 6-run 8th inning erased a 2-1 Royals lead...the following day, Kansas City fell 6-4 despite outhitting the Rockies 11-8, as a pair of errors proved costly...the Royals salvaged a 2-0 shutout victory in the series finale on June 4 with the help of **Brady Singer's** 5.2 scoreless frames in which he scattered just 5 singles...in that win, **Michael Massey** put the Royals on the board with an RBI single in the 5th—after which the game was briefly delayed for 16 minutes due to rain—and **Maikel Garcia** tacked on an insurance run in the 8th with his 1st career homer.

2023 KC vs. COL		
DATE	SITE	SCORE
6/2	KC	L 7-2
6/3	KC	L 6-4
6/4	KC	W 2-0

HISTORY: The Royals are 17-14 (.548) all-time vs. the Rockies, which is their 2nd-highest win percentage against any single opponent behind only the Giants (.682)...all-time, the Royals are 8-9 in 6 completed series at Coors Field with 3 series wins, 2 series losses and a 2-game split...in 17 games at Coors Field, the Royals have batted .304 and have averaged 6.8 runs/game, marks that both rank 3rd best in the 28-season history of the ballpark...in 31 all-time games vs. Colorado, the Royals have batted .292, which is their highest mark vs. any opponent, and their 5.7 runs/game is their best rate vs. any team, ahead of their 5.6 R/G vs. San Diego...since the start of 2007, the Royals have posted a 15-10 record against the Rockies, including an all-time best 5-game win streak vs. them from May 20, 2007-May 21, 2010 during which they outscored Colorado 38-16 (+22).

LAST TRADE BETWEEN ROYALS AND ROCKIES

DATE	ROYALS ACQUIRED	ROCKIES ACQUIRED
8/31/18	LHP Jerry Vasto	C/IF Drew Butera, Cash

SERIES HIGHS & SWEEPS

KANSAS CITY		COLORADO	
Longest win streak	5, May 20, 2007-May 21, 2010	Longest win streak	4 (2x), last May 22, 2010-July 2, 2011
Widest win margin	8 (16-8), July 3, 2011 at COL	Widest win margin	9 (9-0), July 1, 2011 at COL
Most runs	16, July 3, 2011 at COL	Most runs	12, June 24, 2005 at COL
2-game sweeps	1	2-game sweeps	0
3-game sweeps	1	3-game sweeps	1
4-game sweeps	0	4-game sweeps	0
Last KC 2-game sweep at KC	May 13-14, 2014	Last COL 2-game sweep at KC	--
Last KC 2-game sweep at COL	--	Last COL 2-game sweep at COL	--
Last KC 3-game sweep at KC	June 23-25, 2008	Last COL 3-game sweep at KC	--
Last KC 3-game sweep at COL	--	Last COL 3-game sweep at COL	June 24-26, 2005
Last KC 4-game sweep at KC	--	Last COL 4-game sweep at KC	--
Last KC 4-game sweep at COL	--	Last COL 4-game sweep at COL	--
Most wins in KC	3, 2008 (3-0)	Most wins in KC	2, 2023 (2-1)
Most wins in COL	2 (3x), last 2022 (2-1)	Most wins in COL	3, 2005 (3-0)

YEAR-BY-YEAR RESULTS

YEAR	W-L	YEAR	W-L	YEAR	W-L	YEAR	W-L	YEAR	W-L	YEAR	W-L	YEAR	W-L
2003	2-1	2006	-	2009	-	2012	-	2015	-	2018	-	2021	-
2004	-	2007	2-1	2010	1-2	2013	-	2016	-	2019	-	2022	2-1
2005	0-3	2008	3-0	2011	1-2	2014	3-1	2017	2-1	2020	-	2023	1-2
													17-14

NOTABLE PLAYERS TO PLAY FOR BOTH TEAMS

PLAYER	w/KC	w/COL	PLAYER	w/KC	w/COL
Bret Saberhagen	1984-91	1995	Jeremy Affeldt	2002-06	2006-07
Brent Mayne	1990-95, 2001-03	2000-01	Greg Holland	2010-15, 20-21	2017
Brian McRae	1990-94	1999	Drew Butera	2015-18	2018-20

ROYALS vs. DODGERS



**LOS ANGELES
DODGERS**
2023: 100-62
1st, NL West

SERIES INFORMATION		2024 KC vs. LAD		
ROYALS RECORD	W-L	DATE	SITE	TIME
All-Time	8-10	6/14	LAD	9:10 CT
in Kansas City	7-5	6/15	LAD	8:10 CT
at Kauffman Stadium (1973-present)	7-5	6/16	LAD	3:10 CT
in Los Angeles	1-5			
at Dodger Stadium (1962-present)	1-5			
Royals season series vs. Dodgers	2-4-0			

2023: The Royals went 2-1 against the Dodgers in a 3-game set at Kauffman Stadium from June 30-July 2, marking just the Royals second series win vs. the Dodgers in six all-time meetings, following a 3-game sweep in 2005...Kansas City dropped the series opener, 9-3, a game in which **Alec Marsh** made his Major League debut and yielded a pair of home runs to **Mookie Betts**...the Royals answered with back-to-back wins to clinch the series victory, including a 6-4 win on July 1 which was fueled by a 5-run 1st inning that was ultimately enough to knock off the Dodgers in front of a national audience on FOX...the following day, the Royals exploded for a 9-1 win over Los Angeles to snap a run of 12 consecutive winless series (10 losses, 2 splits) in between...in that game, **Maikel Garcia** became the youngest Royal to record a 4-hit game from the leadoff spot since **Carlos Beltrán** in 1999, while **Bobby Witt Jr.** reached a rare combination of 1 hit, 1 walk, 1 sacrifice bunt and 1 sac. fly, becoming only the second player in the Majors to check each of those boxes in a single game in the last five seasons...their wins from July 1-2 marked somewhat of a turning point in the 2023 season, as they closed the book on a stretch through the end of June in which they went just 23-59 (.280), before posting a 33-47 (.413) record from July 1 through season's end.

2023 KC vs. LAD		
DATE	SITE	SCORE
6/30	KC	L 9-3
7/1	KC	W 6-4
7/2	KC	W 9-1

HISTORY: The Royals are 8-10 vs. the Dodgers all-time, including 7-5 in Kansas City, as 12 of their last 15 games since 2005 have been played at Kauffman Stadium...the Royals 18 games against the Dodgers match the Phillies for their fewest vs. any opponent in the 55-season history of the franchise...the Royals have won 3 of their last 4 games against the Dodgers dating back to Aug. 14, 2022, which comes on the heels of an all-time long 7-game losing skid to Los Angeles from June 24, 2014-Aug. 13, 2022...over their last 4 games vs. the Dodgers, the Royals have batted .298 and have averaged 5.5 runs per game, outscoring Los Angeles 22-14 (+8).

LAST TRADE BETWEEN ROYALS AND DODGERS		
DATE	ROYALS ACQUIRED	DODGERS ACQUIRED
8/1/23	OF Derlin Figueroa, IF Devin Mann	LHP Ryan Yarbrough

KANSAS CITY		LOS ANGELES	
Longest win streak	4, June 14, 2005-June 23, 2014	Longest win streak	7, June 24, 2014-Aug. 13, 2022
Widest win margin	8 (9-1), July 2, 2023 at KC	Widest win margin	10 (13-3), Aug. 13, 2022 at KC
Most runs	9 (2x), last July 2, 2023 at KC	Most runs	13, Aug. 13, 2022 at KC
2-game sweeps	0	2-game sweeps	0
3-game sweeps	1	3-game sweeps	1
4-game sweeps	0	4-game sweeps	0
Last KC 2-game sweep at KC	--	Last LAD 2-game sweep at KC	--
Last KC 2-game sweep at LAD	--	Last LAD 2-game sweep at LAD	--
Last KC 3-game sweep at KC	June 14-16, 2005	Last LAD 3-game sweep at KC	--
Last KC 3-game sweep at LAD	--	Last LAD 3-game sweep at LAD	July 7-9, 2017
Last KC 4-game sweep at KC	--	Last LAD 4-game sweep at KC	--
Last KC 4-game sweep at LAD	--	Last LAD 4-game sweep at LAD	--
Most wins in KC	3, 2005 (3-0)	Most wins in KC	2 (2x), last 2022 (2-1)
Most wins in LAD	1, 2003 (1-2)	Most wins in LAD	3, 2017 (3-0)

YEAR-BY-YEAR RESULTS													
YEAR	W-L	YEAR	W-L	YEAR	W-L	YEAR	W-L	YEAR	W-L	YEAR	W-L	YEAR	W-L
2003	1-2	2006	-	2009	-	2012	-	2015	-	2018	-	2021	-
2004	-	2007	-	2010	-	2013	-	2016	-	2019	-	2022	1-2
2005	3-0	2008	-	2011	-	2014	1-2	2017	0-3	2020	-	2023	2-1
													8-10

NOTABLE PLAYERS TO PLAY FOR BOTH TEAMS					
PLAYER	w/KC	w/LAD	PLAYER	w/KC	w/LAD
Bill Buckner	1988-89	1969-76	Angel Berroa	2001-07	2008
Jose Offerman	1996-98	1990-95	Zack Greinke	2004-10, 22-23	2013-15
Tim Lincecum	1996-98	1987-91	Mark Grudzielanek	2006-08	1998-2002

ROYALS vs. MARLINS



MIAMI MARLINS
2023: 84-78
3rd, NL East

SERIES INFORMATION

ROYALS RECORD

	W-L
All-Time	10-11
in Kansas City	4-5
at Kauffman Stadium (1973-present)	4-5
in Miami	6-6
at Sun Life Stadium (1993-2011)	2-1
at LoanDepot Park (2012-present)	4-5
Royals season series vs. Marlins	4-3-0

2024 KC vs. MIA

DATE	SITE	TIME
6/24	KC	7:10 CT
6/25	KC	7:10 CT
6/26	KC	1:10 CT

2023: The Royals were swept by the Marlins in 3 road games from June 5-7, a stretch in which they were outscored 21-8 (-13) to mark their first ever sweep to Miami...their visit to Miami kicked off the Royals first Father's Trip since 2019 and it marked just their third series at LoanDepot Park, which opened in 2012...the Royals blew an early 4-0 lead en route to a 9-6 loss in the series opener on June 5, before suffering back-to-back 6-1 losses in the next 2 games...the Royals were held to just 5 hits on offense and their only run scored on a wild pitch in the second game of the series, while the defense committed a season-high 3 errors...Kansas City had another blown-lead loss in the finale on June 7, a game in which the Royals took a brief lead in the top of the 3rd inning on a **Nick Pratto** RBI single, before the Marlins answered in the bottom half with a 3-run homer from **Jesús Sánchez**.

2023 KC vs. MIA

DATE	SITE	SCORE
6/5	MIA	L 9-6
6/6	MIA	L 6-1
6/7	MIA	L 6-1

HISTORY: The Royals are 10-11 all-time vs. the Marlins, including 4-3-0 in series play...2023, which marked the first season of Major League Baseball's balanced schedule, was the first year in which Miami and Kansas City met since 2019, when the Royals won 2 of 3 games at LoanDepot Park...the Royals have gone an even 6-6 in games played in South Florida, including 4-5 at the Marlins current ballpark...each of the Royals last 9 games vs. the Marlins since 2016 have been played in Miami, a stretch in which the Royals have been outscored 37-24 (-13).

LAST TRADE BETWEEN ROYALS AND MARLINS

DATE	ROYALS ACQUIRED	MARLINS ACQUIRED
3/31/17	Cash	RHP Clayton Mortensen

SERIES HIGHS & SWEEPS

KANSAS CITY			MIAMI		
Longest win streak	3, Aug. 25, 2016-Sept. 7, 2019		Longest win streak	4, Sept. 8, 2019-June 7, 2023	
Widest win margin	6 (9-3), 2x, last May 18, 2008 at FLA		Widest win margin	9 (9-0), Sept. 8, 2019 at MIA	
Most runs	9, May 18, 2008 at FLA		Most runs	15, June 10, 2002 at KC	
2-game sweeps	0		2-game sweeps	0	
3-game sweeps	0		3-game sweeps	1	
4-game sweeps	0		4-game sweeps	0	
Last KC 2-game sweep at KC	--		Last MIA 2-game sweep at KC	--	
Last KC 2-game sweep at MIA	--		Last MIA 2-game sweep at MIA	--	
Last KC 3-game sweep at KC	--		Last MIA 3-game sweep at KC	--	
Last KC 3-game sweep at MIA	--		Last MIA 3-game sweep at MIA	June 5-7, 2023	
Last KC 4-game sweep at KC	--		Last MIA 4-game sweep at KC	--	
Last KC 4-game sweep at MIA	--		Last MIA 4-game sweep at MIA	--	
Most wins in KC	2, 2007 (2-1)		Most wins in KC	2 (2x), last 2013 (2-1)	
Most wins in MIA	2 (3x), last 2019 (2-1)		Most wins in MIA	3, 2023 (3-0)	

YEAR-BY-YEAR RESULTS

YEAR	W-L	YEAR	W-L	YEAR	W-L	YEAR	W-L	YEAR	W-L	YEAR	W-L
2002	1-2	2006	-	2010	-	2014	-	2018	-	2022	-
2003	-	2007	2-1	2011	-	2015	-	2019	2-1	2023	0-3
2004	-	2008	2-1	2012	-	2016	2-1	2020	-		10-11
2005	-	2009	-	2013	1-2	2017	-	2021	-		

NOTABLE PLAYERS TO PLAY FOR BOTH TEAMS

PLAYER	w/KC	w/MIA	PLAYER	w/KC	w/MIA
Jeff Conine	1990-92, 98	1993-97, 2003-05	Omar Infante	2014-16	2011-12
Josh Willingham	2014	2004-08	Edinson Vólquez	2015-16	2017
Jason Vargas	2014-17	2005-06	Jorge Soler	2017-21	2022-23

ROYALS vs. BREWERS



MILWAUKEE BREWERS
2023: 92-70
1st, NL Central

SERIES INFORMATION

ROYALS RECORD	W-L	2024 KC vs. MIL		
DATE	SITE	TIME		
All-Time	218-181	5/6	KC	6:40 CT
in Kansas City	120-81	5/7	KC	6:40 CT
at Municipal Stadium (1969-72)	20-13	5/8	KC	1:10 CT
at Kauffman Stadium (1973-present)	100-68			
in Seattle/Milwaukee	98-100			
at Sick's Stadium (1969)	4-5			
at Milwaukee County Stadium (1970-2000)	86-85			
at American Family Field (2001-present)	8-10			
Royals season series vs. Brewers	20-16-5			

2023: The Royals were swept by the Brewers in 3 games at American Family Field in May, making Milwaukee one of five teams the Royals went winless against in 2023, after Kansas City went 4-0 vs. the Brewers over their previous meetings in 2021...the Royals opened a 9-game road trip on May 12 in Milwaukee and suffered a 5-1 loss, before dropping the second game of the set in walk-off fashion on May 13, a game in which **Joey Wiemer** sent home the winning run with a sacrifice fly in the 9th inning... in the Royals 9-6 loss in the finale, **Hunter Dozier** and **Bobby Witt Jr.** each homered with the game out of reach, and Kansas City was swept by Milwaukee for the first time since Sept. 18-20, 2020.

2023 KC vs. MIL		
DATE	SITE	SCORE
5/12	MIL	L 5-1
5/13	MIL	L 4-3
5/14	MIL	L 9-6

HISTORY: The Royals are 218-181 (.546) all-time vs. Milwaukee, which is their best record vs. any team (min. 50 games)...in 399 overall games against the Brewers, the Royals have pitched them to the tune of a 3.76 ERA, which is their 4th-best mark vs. any team, higher than only the Mets (3.27 ERA), Giants (3.31) and Cubs (3.55)...the Brewers franchise was part of the American League from 1969-97, a stretch in which the Royals went 198-162 (.550) against them to mark their 2nd-best record vs. any opponent over that span (min. 5 G), behind only their .569 (153-116) record vs. Seattle...the Royals are 20-16-5 all-time in season series play vs. Milwaukee, however after winning nine of their first 10 season series from 1969-78, they've gone just 11-15-5 in season sets since 1979, a stretch in which they have still managed to post a winning record (133-132).

LAST TRADE BETWEEN ROYALS AND BREWERS

DATE	ROYALS ACQUIRED	BREWERS ACQUIRED
12/14/23	RHP Ryan Brady, IF Cam Devanney	RHP Taylor Clarke

SERIES HIGHS & SWEEPS

KANSAS CITY			MILWAUKEE		
Longest win streak	12, July 20, 1973-Aug. 23, 1974 (1)		Longest win streak	7 (3x), last April 14-June 18, 1996	
Widest win margin	14 (17-3), May 11, 1982 at KC		Widest win margin	12 (12-0), May 22, 1971 at KC	
Most runs	18 (2x), last Aug. 21, 1995 at MIL		Most runs	14, June 2, 1987 at MIL	
2-game sweeps	8		2-game sweeps	4	
3-game sweeps	16		3-game sweeps	10	
4-game sweeps	1		4-game sweeps	1	
Last KC 2-game sweep at KC	May 18-19, 2021		Last MIL 2-game sweep at KC	April 24-25, 2018	
Last KC 2-game sweep at MIL	July 20-21, 2021		Last MIL 2-game sweep at MIL	--	
Last KC 3-game sweep at KC	June 12-14, 2012		Last MIL 3-game sweep at KC	May 6-8, 1988	
Last KC 3-game sweep at MIL	May 25-28, 1995		Last MIL 3-game sweep at MIL	May 12-14, 2023	
Last KC 4-game sweep at KC	Sept. 2-4, 1977		Last MIL 4-game sweep at KC	April 18-21, 1996	
Last KC 4-game sweep at MIL	--		Last MIL 4-game sweep at MIL	--	
Most wins in KC	7, 1970 (7-2)		Most wins in KC	6, 1996 (6-1)	
Most wins in MIL	5 (5x), last 1991 (5-1)		Most wins in MIL	5 (6x), last 1994 (5-1)	

YEAR-BY-YEAR RESULTS

YEAR	W-L	YEAR	W-L	YEAR	W-L	YEAR	W-L	YEAR	W-L	YEAR	W-L	YEAR	W-L
1969	10-8	1977	8-2	1985	8-4	1993	5-7	2001	2-1	2009	-	2017	-
1970	12-6	1978	6-4	1986	6-6	1994	5-7	2002	-	2010	-	2018	1-3
1971	8-10	1979	5-7	1987	4-8	1995	10-2	2003	-	2011	-	2019	-
1972	7-5	1980	6-6	1988	3-9	1996	4-9	2004	-	2012	3-0	2020	0-3
1973	8-4	1981	4-5	1989	8-4	1997	6-6	2005	-	2013	-	2021	4-0
1974	11-1	1982	7-5	1990	4-8	1998	1-2	2006	2-1	2014	-	2022	-
1975	7-5	1983	6-6	1991	9-3	1999	1-2	2007	1-2	2015	4-0	2023	0-3
1976	8-4	1984	6-6	1992	7-5	2000	1-2	2008	-	2016	-		218-181

NOTABLE PLAYERS TO PLAY FOR BOTH TEAMS

PLAYER	w/KC	w/MIL	PLAYER	w/KC	w/MIL
Buck Martinez	1969-77	1978-80	Zack Greinke	2004-10, 22-23	2011-12
Darrell Porter	1977-80	1971-76	Alcides Escobar	2011-18	2008-10
Jim Sundberg	1985-86	1984	Mike Moustakas	2011-18	2018-19
Kevin Seitzer	1986-91	1992, 93-96	Lorenzo Cain	2011-17	2010, 18-22

ROYALS vs. METS



NEW YORK METS
2023: 75-87
 4th, NL East

SERIES INFORMATION

ROYALS RECORD

	W-L
All-Time	10-9
in Kansas City	7-4
at Kauffman Stadium (1973-present)	7-4
in New York	3-5
at Shea Stadium (1964-2008)	1-2
at Citi Field (2009-present)	2-3
Royals season series vs. Mets	3-3-0

2024 KC vs. NYM

DATE	SITE	TIME
4/12	NYM	6:10 CT
4/13	NYM	12:40 CT
4/14	NYM	12:40 CT

2023: The Royals swept the Mets in a 3-game series to open the month of August, making the Mets the first team Kansas City went undefeated against in a single season since going 4-0 vs. the Brewers and 3-0 vs. the Cubs in 2021...in one of the most wild games of the season, the Royals won a back-and-forth affair in walk-off fashion on Aug. 1, thanks to a walk-off balk in the 10th inning by reliever **Josh Walker**, marking the 1st such victory in the 55-year history of the franchise...just 33 games later, on Sept. 5 vs. the White Sox, Kansas City won on *another* walk-off balk, becoming the first team in the Live Ball Era (since 1920) to have multiple wins on walk-off balks in a season (*Elias*)...on Aug. 2, the Royals blanked New York, 4-0, to mark their 1st ever shutout of the Mets...they clinched their first sweep of the Mets in club history with a 9-2 win in the finale, closing the book on a perfect 6-0 homestand, which also included a 3-game sweep of the Twins...that marked the Royals fifth perfect home stay in franchise history (min. 6 games) and first since 2016.

2023 KC vs. NYM

DATE	SITE	SCORE
8/1	KC	W 7-6 (10)*
8/2	KC	W 4-0
8/3	KC	W 9-2

*walk-off

HISTORY: The Royals are 10-9 vs. the Mets in regular season games, and the 19 meetings are their 3rd-fewest vs. any opponent, higher than only their 18 all-time games against both the Phillies and Dodgers...in 19 all-time games, Royals pitchers have recorded a 3.27 ERA vs. the Mets, which is their best mark vs. any opponent...only three Major League teams have a lower all-time ERA vs. the Mets: Seattle (2.84), the Dodgers (3.08) and the White Sox (3.12)...the Royals defeated the Mets in the 2015 World Series to claim the franchise's first World Championship in 30 years and second overall, besting New York in 5 games, including 2 extra-inning wins...the Royals came from behind in all 4 of their victories, including overcoming a 2-0 deficit entering the 9th inning of Game 5...**Salvador Perez** earned World Series MVP honors after batting .364 (8-for-22) with 2 doubles, 3 runs scored and 2 RBI...**Johnny Cueto** tossed the fourth complete game by a Royal in the World Series in Game 2, while Kansas City's bullpen posted a 3-0 mark with a 1.90 ERA (5 ER in 23.2 IP) and 30 strikeouts.

LAST TRADE BETWEEN ROYALS AND METS

DATE	ROYALS ACQUIRED	METS ACQUIRED
2/10/21	OF Andrew Benintendi, Cash from Boston (3-way trade)	OF Khalil Lee

SERIES HIGHS & SWEEPS

KANSAS CITY		NEW YORK	
Longest win streak	3 (2x), last Aug. 1-3, 2023	Longest win streak	3, April 5-June 22, 2016
Widest win margin	7 (9-2), Aug. 3, 2023 at KC	Widest win margin	6 (11-5), Aug. 18, 2019 at KC
Most runs	9, Aug. 3, 2023 at KC	Most runs	11, Aug. 18, 2019 at KC
2-game sweeps	0	2-game sweeps	1
3-game sweeps	1	3-game sweeps	0
4-game sweeps	0	4-game sweeps	0
Last KC 2-game sweep at KC	--	Last NYM 2-game sweep at KC	--
Last KC 2-game sweep at NYM	--	Last NYM 2-game sweep at NYM	June 21-22, 2016
Last KC 3-game sweep at KC	Aug. 1-3, 2023	Last NYM 3-game sweep at KC	--
Last KC 3-game sweep at NYM	--	Last NYM 3-game sweep at NYM	--
Last KC 4-game sweep at KC	--	Last NYM 4-game sweep at KC	--
Last KC 4-game sweep at NYM	--	Last NYM 4-game sweep at NYM	--
Most wins in KC	3, 2023 (3-0)	Most wins in KC	2, 2019 (2-1)
Most wins in NYM	2, 2013 (2-1)	Most wins in NYM	2 (2x), last 2016 (2-0)

YEAR-BY-YEAR RESULTS

YEAR	W-L	YEAR	W-L	YEAR	W-L	YEAR	W-L	YEAR	W-L	YEAR	W-L
2002	1-2	2006	-	2010	-	2014	-	2018	-	2022	-
2003	-	2007	-	2011	-	2015	-	2019	1-2	2023	3-0
2004	2-1	2008	-	2012	-	2016	1-3	2020	-		10-9
2005	-	2009	-	2013	2-1	2017	-	2021	-		

NOTABLE PLAYERS TO PLAY FOR BOTH TEAMS

PLAYER	w/KC	w/NYM	PLAYER	w/KC	w/NYM
Amos Otis	1970-83	1967-69	David Cone	1986, 93-94	1987-92, 2003
Clint Hurdle	1977-81	1983-85, 87	Kevin Appier	1989-99, 2003-04	2001
Jerry Grote	1981	1966-77	Brian McRae	1990-94	1997-99
Bret Saberhagen	1984-91	1992-95	Carlos Beltrán	1998-2004	2005-11

ROYALS vs. PHILLIES



**PHILADELPHIA
PHILLIES**
2023: 90-72
2nd, NL East

SERIES INFORMATION

ROYALS RECORD	W-L	2024 KC vs. PHI		
DATE	SITE	TIME		
All-Time	8-10	8/23	KC	7:10 CT
in Kansas City	3-3	8/24	KC	6:10 CT
at Kauffman Stadium (1973-present)	3-3	8/25	KC	1:10 CT
in Philadelphia	5-7			
at Citizens Bank Park (2004-present)	5-7			
Royals season series vs. Phillies	2-4-0			

2023: The Royals faced the Phillies for the first time since 2019, making a 3-game visit to Citizens Bank Park from Aug. 4-6...Kansas City topped Philadelphia, 7-5, in the series opener, but lost the final 2 games, falling to 2-4-0 all-time in series play, with an 8-10 overall record (.444)...their meeting in August marked just the fourth time the Royals ever played in Philadelphia, and it was their first visit since 2016...with their series-opening victory, the Royals extended their win streak to a season-best 7 games, which marked their longest win streak in six years, since winning 9 straight from July 19-28, 2017...trailing 4-2 in the 6th inning, Kansas City hung a 4-spot on a solo home run from **Michael Massey**, a game-tying RBI double from **Freddy Fermin** and a go-ahead 2-run single by **Dairon Blanco**...the Royals fell, 9-6, the following night to snap their winning streak, before suffering a series-deciding, 8-4 loss in the finale on Aug. 6, a game in which they blew a 3-run lead for the 2nd straight game.

2023 KC vs. PHI		
DATE	SITE	SCORE
8/4	PHI	W 7-5
8/5	PHI	L 9-6
8/6	PHI	L 8-4

HISTORY: The Royals are 8-10 all-time in the regular season against the Phillies, and their 18 overall games match the Dodgers for their fewest vs. any opponent...of their 18 games, 12 have been played on the road, where the Royals have posted a 5-7 record at Citizens Bank Park despite an even 67-67 run differential...the Royals lost to the Phillies in the 1980 World Series, which marked the club's first World Series appearance... after dropping the first 2 games in Philadelphia, the Royals won their first 2 games in Kansas City to even the series, however the Phillies rallied to a Game 5 win at Royals Stadium before clinching the championship in their Game 6 return to Veterans Stadium...infielder **Willie Aikens** blasted 4 home runs and batted .400 (8-for-20) in the series, while Royals Hall of Famer **Amos Otis** hit at a .478 clip (11-for-23) with 3 home runs.

LAST TRADE BETWEEN ROYALS AND PHILLIES

DATE	ROYALS ACQUIRED	PHILLIES ACQUIRED
8/22/23	Cash	OF Brewer Hicklen

SERIES HIGHS & SWEEPS

KANSAS CITY		PHILADELPHIA	
Longest win streak	2, June 10, 2007-April 5, 2013	Longest win streak	2 (3x), last Aug. 5-6, 2023
Widest win margin	12 (17-5), June 10, 2007 at KC	Widest win margin	7 (7-0), May 11, 2019 at KC
Most runs	17, June 10, 2007 at KC	Most runs	8 (2x), last April 7, 2013 at PHI
2-game sweeps	0	2-game sweeps	0
3-game sweeps	0	3-game sweeps	0
4-game sweeps	0	4-game sweeps	0
Last KC 2-game sweep at KC	--	Last PHI 2-game sweep at KC	--
Last KC 2-game sweep at PHI	--	Last PHI 2-game sweep at PHI	--
Last KC 3-game sweep at KC	--	Last PHI 3-game sweep at KC	--
Last KC 3-game sweep at PHI	--	Last PHI 3-game sweep at PHI	--
Last KC 4-game sweep at KC	--	Last PHI 4-game sweep at KC	--
Last KC 4-game sweep at PHI	--	Last PHI 4-game sweep at PHI	--
Most wins in KC	2, 2007 (2-1)	Most wins in KC	2, 2019 (2-1)
Most wins in PHI	2, 2013 (2-1)	Most wins in PHI	2 (3x), last 2023 (2-1)

YEAR-BY-YEAR RESULTS

YEAR	W-L	YEAR	W-L	YEAR	W-L	YEAR	W-L	YEAR	W-L	YEAR	W-L	YEAR	W-L
2004	1-2	2007	2-1	2010	-	2013	2-1	2016	1-2	2019	1-2	2022	-
2005	-	2008	-	2011	-	2014	-	2017	-	2020	-	2023	1-2
2006	-	2009	-	2012	-	2015	-	2018	-	2021	-		8-10

NOTABLE PLAYERS TO PLAY FOR BOTH TEAMS

PLAYER	w/KC	w/PHI	PLAYER	w/KC	w/PHI
Cookie Rojas	1970-77	1963-69	Bob Boone	1989-90	1972-81
Danny Tartabull	1987-91	1997	Mike Sweeney	1995-2007	2010
Tom Gordon	1988-95	2006-08	Raúl Ibáñez	2001-03, 14	2009-11

ROYALS vs. PIRATES



PITTSBURGH PIRATES
2023: 76-86
 4th, NL Central

SERIES INFORMATION		2024 KC vs. PIT			
ROYALS RECORD	W-L	DATE	SITE	TIME	
All-Time	21-21	9/13	PIT	5:40 CT	
in Kansas City	13-6	9/14	PIT	5:40 CT	
at Kauffman Stadium (1973-present)	13-6	9/15	PIT	12:35 CT	
in Pittsburgh	8-15				
at Three Rivers Stadium (1970-2000)	5-4				
at PNC Park (2001-present)	3-11				
Royals season series vs. Pirates	6-6-1				

2023: The Royals hosted the Pirates for a 3-game series from Aug. 28-30, closing the book on a month in which they played 14 of their 28 games against National League opponents...Kansas City was swept by Pittsburgh at Kauffman Stadium, marking just the third time in franchise history in which the Royals were swept by the Pirates, following June 8-10, 2012 and Sept. 17-19, 2018, both of which were at PNC Park... they suffered a 5-0 defeat in the series opener, as Pittsburgh starter **Johan Oviedo** recorded a complete game shutout and did not allow a baserunner past first base... in a 6-3 loss the following night, **Cole Ragans** put an exclamation point on his August American League Pitcher of the Month campaign, allowing just 3 hits and 1 walk over 7.0 scoreless frames... with a 4-1 loss in the finale on Aug. 30, the Royals suffered their second consecutive 3-game series sweep.

2023 KC vs. PIT		
DATE	SITE	SCORE
8/28	KC	L 5-0
8/29	KC	L 6-3
8/30	KC	L 4-1

HISTORY: The Royals are an even 21-21 all-time against the Pirates, including 13-6 in Kansas City, which is their 2nd best record vs. any opponent in the 51-year history of Kauffman Stadium, trailing only an 8-3 mark vs. the Giants...since 2020, 8 of their 10 meetings have come in Kansas City, where the Royals have gone 5-3 over that stretch, including 5-0 from 2020-21, before suffering a 3-game sweep to the Pirates in 2023...the Royals won 7 straight games over the Pirates at Kauffman Stadium from July 21, 2015-June 1, 2021, a stretch in which they outscored Pittsburgh 47-17 (+30)...in 23 all-time games in Pittsburgh, the Royals have gone just 8-15, and they've lost 7 of their last 8 games at PNC Park since 2012, during which they've been outscored just 31-25 (-6).

LAST TRADE BETWEEN ROYALS AND PIRATES

DATE	ROYALS ACQUIRED	PIRATES ACQUIRED
12/15/23	IF Deivis Nadal	OF Edward Olivares

SERIES HIGHS & SWEEPS

KANSAS CITY		PITTSBURGH	
Longest win streak	4 (2x), last July 14, 2001-June 22, 2006	Longest win streak	4, June 8, 2012-July 20, 2015
Widest win margin	13 (16-3), June 3, 2000 at PIT	Widest win margin	7 (10-3), June 24, 1998 at KC
Most runs	16, June 3, 2000 at PIT	Most runs	10 (3x), last July 20, 2015 at KC
2-game sweeps	1	2-game sweeps	0
3-game sweeps	2	3-game sweeps	3
4-game sweeps	0	4-game sweeps	0
Last KC 2-game sweep at KC	May 31-June 1, 2021	Last PIT 2-game sweep at KC	--
Last KC 2-game sweep at PIT	--	Last PIT 2-game sweep at PIT	--
Last KC 3-game sweep at KC	Sept. 11-13, 2020	Last PIT 3-game sweep at KC	Aug. 28-30, 2023
Last KC 3-game sweep at PIT	--	Last PIT 3-game sweep at PIT	Sept. 17-19, 2018
Last KC 4-game sweep at KC	--	Last PIT 4-game sweep at KC	--
Last KC 4-game sweep at PIT	--	Last PIT 4-game sweep at PIT	--
Most wins in KC	3 (2x), last 2020 (3-0)	Most wins in KC	3, 2023 (3-0)
Most wins in PIT	2 (2x), last 2000 (2-1)	Most wins in PIT	3 (2x), last 2018 (3-0)

YEAR-BY-YEAR RESULTS

YEAR	W-L	YEAR	W-L	YEAR	W-L	YEAR	W-L	YEAR	W-L	YEAR	W-L	YEAR	W-L
1997	2-1	2001	1-2	2005	-	2009	1-2	2013	-	2017	-	2021	3-1
1998	1-1	2002	-	2006	3-0	2010	-	2014	-	2018	0-3	2022	-
1999	1-2	2003	-	2007	-	2011	-	2015	2-1	2019	-	2023	0-3
2000	4-2	2004	-	2008	-	2012	0-3	2016	-	2020	3-0		21-21

NOTABLE PLAYERS TO PLAY FOR BOTH TEAMS

PLAYER	w/KC	w/PIT	PLAYER	w/KC	w/PIT
Ed Kirkpatrick	1969-73	1974-77	Jay Bell	1997	1989-96
Amos Otis	1970-83	1984	Jeff Suppan	1998-2002	2003
Fred Patek	1971-79	1968-70	Reggie Sanders	2006-07	2003
Joe Randa	1995-96, 1999-2004	1997, 2006	Jordan Lyles	2023	2019

ROYALS vs. PADRES



SAN DIEGO PADRES
2023: 82-80
 3rd, NL West

SERIES INFORMATION

ROYALS RECORD	W-L	2024 KC vs. SD		
DATE	SITE	TIME		
All-Time	9-12	5/31	KC	7:10 CT
in Kansas City	3-3	6/1	KC	3:10 CT
at Kauffman Stadium (1973-present)	3-3	6/2	KC	1:10 CT
in San Diego	6-9			
at Petco Park (2004-present)	6-9			
Royals season series vs. Padres	4-3-0			

2023: The Royals visited San Diego for a series from May 15-17 and took 2 of 3 from the Padres, improving to 4-3-0 overall in series play, while it marked their first trip to Petco Park since 2017...Kansas City was shutout, 4-0, in the series opener as **Michael Wacha** did not allow a hit until **Michael Massey** singled to begin the 8th inning, which broke up the 18th individual no-hit bid of at least 7.0 innings vs. the Royals...the following night, the Royals bullpen helped stave off a late Padres comeback bid as Kansas City held on for a 5-4 win...after being limited to just 2 hits in the opener, the Royals recorded 4 hits and 2 walks in their 5-run 2nd inning in Game 2, a frame that was capped by a 2-run double from Captain **Salvador Perez**...in the rubber match on May 17, the Royals secured a 4-3 victory in which seven different pitchers appeared for Kansas City, including the trio of **Aroldis Chapman**, **Taylor Clarke** and **Scott Barlow** who combined for 3.0 scoreless frames for the 2nd consecutive game to secure the series win.

2023 KC vs. SD		
DATE	SITE	SCORE
5/15	SD	L 4-0
5/16	SD	W 5-4
5/17	SD	W 4-3

HISTORY: The Royals are 9-12 all-time against the Padres, and their 21 overall meetings are tied for Kansas City's 5th-fewest vs. any opponent...from 2004-17, the Royals and Padres played all 12 of their games in San Diego, where the Royals went 4-8 but were outscored just 55-53 (-2)...the Royals have hosted the Padres for just 6 games in Kansas City, which is tied with the Phillies for their fewest against any opponent in the 51-year history of Kauffman Stadium...San Diego put together a 7-game win streak vs. Kansas City from July 2, 2004-May 5, 2014, however the Royals have gone 7-4 in their last 11 games since snapping that skid...in 21 all-time games vs. San Diego, the Royals have averaged 5.6 runs per game (118 total runs), which is their 2nd highest rate against any single opponent, behind only their 5.7 R/G vs. the Rockies...the Royals hosted the Padres for a 3-game series from Aug. 26-28, 2022, which marked the Padres second ever visit to Kansas City and their first since June 28-30, 2002, more than 20 years prior...according to *Elias*, the 20 years and 57 days between one team visiting another was the longest gap since 1997, ahead of Baltimore visiting St. Louis and Milwaukee visiting Baltimore, two 18-year runs which were snapped earlier in 2022.

LAST TRADE BETWEEN ROYALS AND PADRES

DATE	ROYALS ACQUIRED	PADRES ACQUIRED
8/1/23	RHP Jesús Rios, RHP Henry Williams	RHP Scott Barlow

SERIES HIGHS & SWEEPS

KANSAS CITY		SAN DIEGO	
Longest win streak	2 (3x), last May 16-17, 2023	Longest win streak	7, July 2, 2004-May 5, 2014
Widest win margin	12 (13-1), June 30, 2002 at KC	Widest win margin	8 (13-5), Aug. 26, 2022 at KC
Most runs	15, Aug. 28, 2022 at KC	Most runs	13, Aug. 26, 2022 at KC
2-game sweeps	0	2-game sweeps	0
3-game sweeps	0	3-game sweeps	2
4-game sweeps	0	4-game sweeps	0
Last KC 2-game sweep at KC	--	Last SD 2-game sweep at KC	--
Last KC 2-game sweep at SD	--	Last SD 2-game sweep at SD	--
Last KC 3-game sweep at KC	--	Last SD 3-game sweep at KC	--
Last KC 3-game sweep at SD	--	Last SD 3-game sweep at SD	June 27-29, 2011
Last KC 4-game sweep at KC	--	Last SD 4-game sweep at KC	--
Last KC 4-game sweep at SD	--	Last SD 4-game sweep at SD	--
Most wins in KC	2, 2002 (2-1)	Most wins in KC	2, 2022 (2-1)
Most wins in SD	2 (3x), last 2023 (2-1)	Most wins in SD	3 (2x), last 2011 (3-0)

YEAR-BY-YEAR RESULTS

YEAR	W-L	YEAR	W-L	YEAR	W-L	YEAR	W-L	YEAR	W-L	YEAR	W-L
2002	2-1	2006	-	2010	-	2014	2-1	2018	-	2022	1-2
2003	-	2007	-	2011	0-3	2015	-	2019	-	2023	2-1
2004	0-3	2008	-	2012	-	2016	-	2020	-		9-12
2005	-	2009	-	2013	-	2017	2-1	2021	-		

NOTABLE PLAYERS TO PLAY FOR BOTH TEAMS

PLAYER	w/KC	w/SD	PLAYER	w/KC	w/SD
Kurt Stillwell	1988-91	1992-93	James Shields	2013-14	2015-16
Wally Joyner	1992-95	1996-99	Ian Kennedy	2016-20	2013-15
Eric Hosmer	2011-17	2018-22	Scott Barlow	2018-23	2023

ROYALS vs. GIANTS



**SAN FRANCISCO
GIANTS**
2023: 79-83
4th, NL West

SERIES INFORMATION			2024 KC vs. SF		
ROYALS RECORD	W-L		DATE	SITE	TIME
All-Time	15-7		9/20	KC	7:10 CT
in Kansas City	8-3		9/21	KC	6:10 CT
at Kauffman Stadium (1973-present)	8-3		9/22	KC	1:10 CT
in San Francisco	7-4				
at Oracle Park (2000-present)	7-4				
Royals season series vs. Giants	6-1-0				

2023: The Royals faced the Giants for a 3-game set at Oracle Park from April 7-9, which marked their first Interleague games of the season to kick off the newly-implemented balanced schedule...Kansas City relied on pitching, defense and timely hitting to score a 3-1 win in the Giants home opener, a game in which **Vinnie Pasquantino** hit a go-ahead solo home run in the 4th inning and **Salvador Perez** added an insurance homer in the 8th...the following day, the Royals overcame a 4-run deficit in a thrilling 6-5 comeback win to clinch their sixth series vs. San Francisco in seven all-time meetings... in that win, Perez hit a game-tying, 3-run homer in the 8th inning, and with the game tied at 5-5 in the 9th, a wild pitch sent home the go-ahead run, after which **Aroldis Chapman** spun a 1-2-3 bottom half to secure his 1st save as a Royal...the Royals fell in the series finale, 3-1, despite a fantastic start by **Kris Bubic**, who allowed just 2 hits and no walks over 6.0 scoreless innings and matched a career high with 9 strikeouts.

2023 KC vs. SF		
DATE	SITE	SCORE
4/7	SF	W 3-1
4/8	SF	W 6-5
4/9	SF	L 3-1

HISTORY: The Royals are 15-7 (.682) all-time vs. the Giants, which is their best win percentage against any opponent, and they trail only the White Sox (.684) for the best all-time win percentage vs. San Francisco... Kansas City has pitched to the tune of a 3.31 ERA in 22 overall games vs. the Giants, which is its 2nd lowest mark vs. any single opponent, behind only its 3.27 ERA in 19 games vs. the Mets...the Royals have gone 6-1-0 in series play against the Giants, as 2022 marked the only year in club history in which the Royals lost the season series (1-2)...these totals do not include postseason play, as Kansas City fell to San Francisco in 7 games in the 2014 World Series, which marked the Royals first appearance in the Fall Classic in 29 years, dating back to their 1985 World Series win over St. Louis...center fielder **Lorenzo Cain** capped his torrid postseason with an 8-for-26 (.308) effort in the series, with 2 doubles, 3 walks and 4 RBI...rookie hurler **Yordano Ventura** started 2 of Kansas City's wins, including Game 6 when he tossed 7.0 scoreless innings en route to a 10-0 triumph.

LAST TRADE BETWEEN ROYALS AND GIANTS

DATE	ROYALS ACQUIRED	GIANTS ACQUIRED
3/30/23	Cash	IF/OF Matt Beatty

SERIES HIGHS & SWEEPS

KANSAS CITY			SAN FRANCISCO		
Longest win streak	5, June 21, 2008-Aug. 10, 2014		Longest win streak	2 (2x), last June 13-14, 2022	
Widest win margin	7 (8-1), 2x, last June 13, 2017 at SF		Widest win margin	5 (9-4), June 20, 2008 at KC	
Most runs	11, June 22, 2008 at KC		Most runs	10, June 22, 2008 at KC	
2-game sweeps	1		2-game sweeps	0	
3-game sweeps	1		3-game sweeps	0	
4-game sweeps	0		4-game sweeps	0	
Last KC 2-game sweep at KC	--		Last SF 2-game sweep at KC	--	
Last KC 2-game sweep at SF	June 13-14, 2017		Last SF 2-game sweep at SF	--	
Last KC 3-game sweep at KC	Aug. 8-10, 2014		Last SF 3-game sweep at KC	--	
Last KC 3-game sweep at SF	--		Last SF 3-game sweep at SF	--	
Last KC 4-game sweep at KC	--		Last SF 4-game sweep at KC	--	
Last KC 4-game sweep at SF	--		Last SF 4-game sweep at SF	--	
Most wins in KC	3, 2014 (3-0)		Most wins in KC	1 (3x), last 2017 (1-1)	
Most wins in SF	2 (3x), last 2023 (2-1)		Most wins in SF	2, 2022 (2-1)	

YEAR-BY-YEAR RESULTS

YEAR	W-L	YEAR	W-L	YEAR	W-L	YEAR	W-L	YEAR	W-L	YEAR	W-L	YEAR	W-L
2003	2-1	2006	-	2009	-	2012	-	2015	-	2018	-	2021	-
2004	-	2007	-	2010	-	2013	-	2016	-	2019	-	2022	1-2
2005	2-1	2008	2-1	2011	-	2014	3-0	2017	3-1	2020	-	2023	2-1
													15-7

NOTABLE PLAYERS TO PLAY FOR BOTH TEAMS

PLAYER	w/KC	w/SF	PLAYER	w/KC	w/SF
Orlando Cepeda	1974	1958-66	Bob Melvin	1992	1986-88
Dan Quisenberry	1979-88	1990	Chili Davis	1997	1981-87
Bud Black	1982-88	1991-94	Carlos Beltrán	1998-2004	2011
Gaylord Perry	1983	1962-71	Reggie Sanders	2006-07	2002

ROYALS vs. CARDINALS



ST. LOUIS CARDINALS
2023: 71-91
 5th, NL Central

SERIES INFORMATION

ROYALS RECORD	W-L
All-Time	49-75
in Kansas City	23-45
at Kauffman Stadium (1973-present)	23-45
in St. Louis	26-30
at Old Busch Stadium (1966-2005)	5-7
at New Busch Stadium (2006-present)	21-23
Royals season series vs. Cardinals	7-16-4

2024 KC vs. STL

DATE	SITE	TIME
7/9	STL	6:45 CT
7/10	STL	6:45 CT
8/9	KC	7:10 CT
8/10	KC	6:10 CT

2023: The Royals and Cardinals split both 2-game sets in 2023, with Kansas City winning both series openers at Busch Stadium and Kauffman Stadium...the Royals opened the season series with a 7-0 win at St. Louis on May 29, a game in which they flirted with history as they came within 6 outs of baseball's rarest of feats, with opener **Josh Staumont** (1.0 IP) and bulk pitcher **Mike Mayers** (6.0+ IP) retiring the first 21 batters before **Nolan Arenado** and **Willson Contreras** led off the 8th inning with back-to-back singles...that spoiled the Royals bid for the 24th perfect game in Major League history and the first combined effort...the 21 batters retired to begin a game matched **Bret Saberhagen** (June 21, 1985 vs. Seattle) for the 2nd most in franchise history, trailing only **Jorge López**, who retired the first 24 batters on Sept. 8, 2018 at Minnesota...the Royals lost the following game, 2-1, before returning to Kansas City to enjoy their first set of *scheduled* back-to-back off days since 2016...the Cardinals visited Kauffman Stadium from Aug. 11-12, and the Royals claimed a 12-8 victory in Game 1 thanks to a 4-run 1st inning and a 5-run 2nd, which was fueled by a **Bobby Witt Jr.** 3-run homer...in that win, **Nelson Velázquez** became the fifth player to homer in his 1st plate appearance as a Royal...Kansas City fell the following night, 5-4, before enjoying the first known originally scheduled Sunday off day in club history.

2023 KC vs. STL

DATE	SITE	SCORE
5/29	STL	W 7-0
5/30	STL	L 2-1
8/11	KC	W 12-8
8/12	KC	L 5-4

HISTORY: The Royals are 49-75 (.395) all-time vs. their intrastate rivals, which is their 3rd lowest win pct. vs. any opponent, behind Washington (.286) and the Yankees (.394)...the Royals are 7-16-4 in season series vs. the Cardinals and have not won a season set since 2016 (3-1)...the Royals have lost the season series in five of the seven seasons since, the only exceptions being splits in 2020 and 2023...after going 23-28 vs. the Cardinals from 1997-2008, the Royals are 26-47 since 2009...these totals do not include the 1985 World Series, in which the Royals overcame a 3-1 deficit to win in 7 games, clinching the first championship in franchise history.

LAST TRADE BETWEEN ROYALS AND CARDINALS

DATE	ROYALS ACQUIRED	CARDINALS ACQUIRED
2/8/23	Cash	LHP Anthony Misiewicz

SERIES HIGHS & SWEEPS

KANSAS CITY				ST. LOUIS			
Longest win streak	4	June 18-27, 2008	Longest win streak	7	June 28, 2003-May 21, 2005		
Widest win margin	11 (16-5)	Aug. 30, 1997 at KC	Widest win margin	10 (10-0)	May 4, 2022 at KC		
Most runs	17 (2x)	last June 9, 1999 at KC	Most runs	13 (3x)	last June 29, 2003 at KC		
2-game sweeps	2		2-game sweeps	5			
3-game sweeps	2		3-game sweeps	7			
4-game sweeps	0		4-game sweeps	0			
Last KC 2-game sweep at KC	--		Last STL 2-game sweep at KC	Aug. 13-14, 2019			
Last KC 2-game sweep at STL	June 29-30, 2016		Last STL 2-game sweep at STL	Aug. 9-10, 2017			
Last KC 3-game sweep at KC	June 12-14, 2001		Last STL 3-game sweep at KC	Aug. 13-15, 2021			
Last KC 3-game sweep at STL	June 17-19, 2008		Last STL 3-game sweep at STL	June 14-16, 2002			
Last KC 4-game sweep at KC	--		Last STL 4-game sweep at KC	--			
Last KC 4-game sweep at STL	--		Last STL 4-game sweep at STL	--			
Most wins in KC	3	2001 (3-0)	Most wins in KC	3 (6x)	last 2021 (3-0)		
Most wins in STL	3	2008 (3-0)	Most wins in STL	3 (2x)	last 2015 (3-0)		

YEAR-BY-YEAR RESULTS

YEAR	W-L	YEAR	W-L	YEAR	W-L	YEAR	W-L	YEAR	W-L	YEAR	W-L	YEAR	W-L
1997	1-2	2001	3-0	2005	1-2	2009	1-5	2013	1-3	2017	0-4	2021	1-5
1998	2-1	2002	1-5	2006	2-4	2010	2-1	2014	3-1	2018	2-4	2022	1-3
1999	2-1	2003	3-3	2007	3-3	2011	2-4	2015	2-4	2019	1-3	2023	2-2
2000	1-2	2004	0-3	2008	4-2	2012	2-4	2016	3-1	2020	3-3		49-75

NOTABLE PLAYERS TO PLAY FOR BOTH TEAMS

PLAYER	w/KC	w/STL	PLAYER	w/KC	w/STL
Cookie Rojas	1970-77	1970	Vince Coleman	1994-95	1985-90
Jamie Quirk	1975-76, 78-82, 85-88	1983	Jeff Suppan	1998-02	2004-10
Darrell Porter	1977-80	1981-85	Carlos Beltrán	1998-04	2012-13
Clint Hurdle	1977-81	1986	Reggie Sanders	2006-07	2004-05
Dan Quisenberry	1979-88	1988-89	Greg Holland	2010-15, 20-21	2018

ROYALS vs. NATIONALS



WASHINGTON NATIONALS
2023: 71-91
5th, NL East

SERIES INFORMATION

ROYALS RECORD	W-L
All-Time	6-15
in Kansas City	4-8
at Kauffman Stadium (1973-present)	4-8
in Washington/Montreal	2-7
at Olympic Stadium (1977-2004)	0-3
at Nationals Park (2008-present)	2-4
Royals season series vs. Nationals	0-7-0

2024 KC vs. WAS

DATE	SITE	TIME
9/24	WAS	5:45 CT
9/25	WAS	5:45 CT
9/26	WAS	12:05 CT

2023: The Royals hosted the Washington Nationals for just the second time in club history from May 26-28, and it marked their first visit to Kauffman Stadium since 2016...the Royals suffered a 12-10 defeat in the series opener, a game in which they trailed by 7 runs and closed the gap to 1, but couldn't complete the comeback...Kansas City's offense erupted for 5 runs in the 7th inning on a 2-run double by **Salvador Perez** and a 3-run homer by **Bobby Witt Jr.**, his 2nd home run of the game to mark his only multi-HR performance of the season (2nd of his career)...the Royals avoided a sweep in the finale on May 28, when **Edward Olivares** tied the game in the 8th with a 452-ft. blast that smoked the Hall of Fame scoreboard in left field, which set the stage for **Michael Massey** to play hero, as he hit a walk-off RBI single in the 9th, his 1st career walk-off RBI.

2023 KC vs. WAS

DATE	SITE	SCORE
5/26	KC	L 12-10
5/27	KC	L 4-2
5/28	KC	W 3-2 [^]

[^]walk-off

HISTORY: The Royals are 6-15 (.286) all-time vs. the Nationals—and have gone winless in 7 series—which is their worst mark against any opponent...since the Expos left Montreal and became the Washington Nationals in 2005, the Royals have posted a 5-10 record against them, including going 2-4 at Nationals Park, where they last played in 2019...after losing 7 of their first 8 games vs. the Nationals in club history, the Royals have won 5 of their last 13 meetings dating back to June 23, 2010, however they have never won consecutive games vs. Washington.

LAST TRADE BETWEEN ROYALS AND NATIONALS

DATE	ROYALS ACQUIRED	NATIONALS ACQUIRED
7/3/21	Cash	IF Alcides Escobar

SERIES HIGHS & SWEEPS

KANSAS CITY		WASHINGTON	
Longest win streak	--	Longest win streak	4 (2x), last July 6, 2019-May 27, 2023
Widest win margin	3 (7-4), July 5, 2019 at WAS	Widest win margin	11 (13-2), May 4, 2016 at KC
Most runs	10 (2x), last May 26, 2023 at KC	Most runs	13, May 4, 2016 at KC
2-game sweeps	0	2-game sweeps	0
3-game sweeps	0	3-game sweeps	1
4-game sweeps	0	4-game sweeps	0
Last KC 2-game sweep at KC	--	Last WAS 2-game sweep at KC	--
Last KC 2-game sweep at WAS	--	Last WAS 2-game sweep at WAS	--
Last KC 3-game sweep at KC	--	Last WAS 3-game sweep at KC	--
Last KC 3-game sweep at WAS	--	Last WAS 3-game sweep at WAS	June 18-20, 2002
Last KC 4-game sweep at KC	--	Last WAS 4-game sweep at KC	--
Last KC 4-game sweep at WAS	--	Last WAS 4-game sweep at WAS	--
Most wins in KC	1 (4x), last 2023 (1-2)	Most wins in KC	2 (4x), last 2023 (2-1)
Most wins in WAS	1 (2x), last 2019 (1-2)	Most wins in WAS	3, 2002 (3-0)

YEAR-BY-YEAR RESULTS

YEAR	W-L	YEAR	W-L	YEAR	W-L	YEAR	W-L	YEAR	W-L	YEAR	W-L
2002	0-3	2006	-	2010	1-2	2014	-	2018	-	2022	-
2003	-	2007	-	2011	-	2015	-	2019	1-2	2023	1-2
2004	1-2	2008	-	2012	-	2016	1-2	2020	-		6-15
2005	-	2009	-	2013	1-2	2017	-	2021	-		

NOTABLE PLAYERS TO PLAY FOR BOTH TEAMS

PLAYER	w/KC	w/WAS	PLAYER	w/KC	w/WAS
Hubie Brooks	1993-94	1985-89	Kelvin Herrera	2011-18	2018
David DeJesus	2003-10	2013	Alcides Escobar	2011-18	2021-22
Greg Holland	2010-15, 20-21	2018	Michael A. Taylor	2021-22	2014-20

INTERLEAGUE PLAY

OVERALL RECORDS

Overall	243-286
Home	122-141
Road	121-145
Extra-innings	23-25
In shutouts	26-45
vs. NL East	43-56
vs. NL Central	136-168
vs. NL West	64-62

VS. OPPONENT

Team	Home	Road	Overall
Arizona	7-13	8-6	15-19
Atlanta	4-6	5-5	9-11
Chicago	7-7	8-12	15-19
Cincinnati	7-11	11-6	18-17
Colorado	9-5	8-9	17-14
Houston (pre-2013)	5-10	8-7	13-17
Los Angeles	7-5	1-5	8-10
Miami	4-5	6-6	10-11
Milwaukee (post-1997)	14-10	12-15	26-25
New York	7-4	3-5	10-9
Philadelphia	3-3	5-7	8-10
Pittsburgh	13-6	8-15	21-21
St. Louis	23-45	26-30	49-75
San Diego	3-3	6-9	9-12
San Francisco	8-3	7-4	15-7
Washington	4-8	2-7	6-15

YEAR-BY-YEAR RESULTS

Year	Home	Road	Overall
1997	3-3	3-6	6-9
1998	4-4	5-3	9-7
1999	2-7	4-5	6-12
2000	4-5	4-5	8-10
2001	4-5	4-5	8-10
2002	4-5	1-8	5-13
2003	4-5	5-4	9-9
2004	3-6	3-6	6-12
2005	5-4	4-5	9-9
2006	5-4	5-4	10-8
2007	6-3	4-5	10-8
2008	6-3	7-2	13-5
2009	4-5	4-5	8-10
2010	5-4	3-6	8-10
2011	3-6	2-7	5-13
2012	4-5	4-5	8-10
2013	3-7	6-4	9-11
2014	7-3	8-2	15-5*
2015	8-2	5-5	13-7
2016	5-5	5-5	10-10
2017	5-5	4-6	9-11
2018	1-9	5-5	6-14
2019	3-7	6-4	9-11
2020	7-3	2-8	9-11
2021	5-5	7-3	12-8
2022	4-6	3-7	7-13
2023	8-15	8-15	16-30

*single-season record

CONSECUTIVE RECORDS

Longest winning streak	7 G (2014)
Longest losing streak	10 G (2004-05)

SINGLE-GAME TEAM RECORDS

Most runs scored	17 (3x), last June 14, 2007 vs. STL
Most runs allowed	15, June 10, 2002 vs. FLA (14 inn)
Most runs, both teams	30 (17-13), June 9, 1999 vs. STL

SINGLE-GAME BATTING RECORDS

Hits	
5 (4x)	last Hunter Dozier, May 13, 2022 at COL

Runs	
4 (9x)	last Hunter Dozier, May 13, 2022 at COL

Home runs	
2 (22x)	last Freddy Fermin, Aug. 5, 2023 at PHI

RBI	
7	Billy Butler, April 7, 2013 at PHI

SINGLE-GAME PITCHING RECORDS

Innings pitched	
9.0 (8x)	last Brad Keller, Sept. 13, 2020 vs. PIT

Walks	
8	Brad Keller, May 15, 2023 at SD

Strikeouts	
12	Zack Greinke, June 13, 2010 at CIN

SINGLE-SEASON BATTING RECORDS

Batting average	.508*	Joe Randa (1999)
Hits	58	Bobby Witt Jr. (2023)
Runs	32	Bobby Witt Jr. (2023)
Doubles	11	MJ Melendez (2023)
Triples	4 (2x)	last Mark Teahen (2007)
Home runs	11	Bobby Witt Jr. (2023)
RBI	33	Bobby Witt Jr. (2023)
Stolen bases	13	Bobby Witt Jr. (2023)
*min. 50 PA		

SINGLE-SEASON PITCHING RECORDS

Wins	5	Brady Singer (2023)
Losses	5 (2x)	Jordan Lyles, Carlos Hernández (2023)
Saves	9	Greg Holland (2014)
Innings	52.1	Brady Singer (2023)
Walks	17 (2x)	last Brad Keller (2023)
Strikeouts	44	Brady Singer (2023)

CAREER BATTING RECORDS

Batting average	.342*	Joe Randa
Hits	214	Salvador Perez
Runs	120	Alex Gordon
Doubles	39	Alex Gordon, Salvador Perez
Triples	8	Alcides Escobar
Home runs	38	Salvador Perez
RBI	120	Salvador Perez
Stolen bases	25	Alcides Escobar
*min. 300 PA		

CAREER PITCHING RECORDS

Wins	10 (3x)	D. Duffy, Z. Greinke, B. Keller
Losses	11	Zack Greinke
ERA	1.72*	Edinson Vólquez
Saves	20	Greg Holland
Innings	179.2	Zack Greinke
Runs allowed	104	Zack Greinke
Walks	73	Brad Keller
Strikeouts	155	Zack Greinke
*min 50.0 IP		

LAST TRADE BY TEAM

Team	Total	Last Trade	Players Acquired	Players Traded
Angels	17	8/1/23	LHP Tucker Davidson	Cash
Astros	14	12/6/23	RHP Carlos Mateo	RHP Dylan Coleman
Athletics	20	7/27/19	OF Dairon Blanco, RHP Ismael Aquino	LHP Jake Diekman
Blue Jays	20	8/2/22	IF/OF Samad Taylor, RHP Max Castillo	IF/OF Whit Merrifield
Braves	29	11/17/23	RHP Kyle Wright	RHP Jackson Kowar
Brewers	29	12/14/23	RHP Ryan Brady, IF Cam Devanney	RHP Taylor Clarke
Cardinals	20	2/8/23	Cash	LHP Anthony Misiewicz
Cubs	19	7/31/23	OF Nelson Velázquez	RHP José Cuas
Diamondbacks	11	8/1/22	RHP Luke Weaver	IF Emmanuel Rivera
Dodgers	19	8/1/23	IF/OF Derlin Figueroa, IF Devin Mann	LHP Ryan Yarbrough
Giants	11	3/30/23	Cash	IF/OF Matt Beaty
Guardians	13	8/25/03	LHP Brian Anderson, LHP Matt White	IF/OF Dyson, RHP Mattinson, Cash
Mariners	21	1/30/24	PTBNL	IF/OF Samad Taylor
Marlins	12	3/31/17	Cash	RHP Clayton Mortensen
Mets	38	2/10/21	OF Andrew Benintendi, Cash from BOS*	OF Khalil Lee
Nationals	18	7/3/21	Cash	IF Alcides Escobar
Orioles	22	12/18/23	RHP Cesar Espinal	RHP Jonathan Heasley
Padres	20	8/1/23	RHP Jesus Rios, RHP Henry Williams	RHP Scott Barlow
Phillies	8	8/22/23	Cash	OF Brewer Hicklen
Pirates	29	12/15/23	IF Deivis Nadal	OF Edward Olivares
Rangers	20	6/30/23	OF Roni Cabrera, LHP Cole Ragans	LHP Aroldis Chapman
Rays	7	8/27/20	IF Lucius Fox	OF Brett Phillips
Red Sox	24	2/17/24	RHP John Schreiber	RHP David Sandlin
Reds	21	3/16/22	LHP Amir Garrett	LHP Mike Minor
Rockies	10	8/31/18	LHP Jerry Vasto	C/IF Drew Butera, Cash
Tigers	11	4/20/12	Cash	RHP Zach Miner
Twins	5	1/24/23	RHP Steven Cruz, LHP Evan Sisk	OF Michael A. Taylor
White Sox	19	7/13/23	Cash	RHP Mike Mayers
Yankees	13	7/27/22	RHP Champlain, LHP Sikkema, RHP Way	OF Andrew Benintendi

*3-way trade

Source: *Baseball Reference*



Nelson Velázquez was acquired by Kansas City from the Cubs on July 31, 2023. He made his Royals debut on Aug. 10 and from that date through season's end, his 14 HR tied for 2nd most in the American League.



Cole Ragans was acquired by Kansas City in a three-player trade with Texas on June 30, 2023. In 12 starts with the Royals, he went 5-2 with a 2.64 ERA (21 ER in 71.2 IP) and led all Major League pitchers with a 2.3 fWAR from Aug. 1 through season's end.



James McArthur was acquired by Kansas City from Philadelphia on May 8, 2023 and had four stints with the Royals. He ended the 2023 season with 16.1 scoreless innings over 12 appearances in September, in which he went 1-0 with 4 saves and 19 strikeouts.



Steven Cruz was acquired by Kansas City from Minnesota on Jan. 23, 2023 and was selected to the Major League roster on Aug. 29. In 9 September appearances (4 starts), he recorded a 2.25 ERA (3 ER in 12.0 IP) and .182 opponents' average (8-for-44).



SCOUTING & PLAYER DEVELOPMENT

- 322 Amateur Scouting Staff
- 327 Pro Scouting Staff
- 330 International Scouting Staff
- 335 Draft & International Class
- 336 Art Stewart Award
- 337 Minor League Staff
- 342 Organization Awards
- 344 Affiliate Year-by-Year
- 348 Affiliate Schedules
- 349 Affiliate Staff



AMATEUR SCOUTING STAFF



SEAN ROONEY

NATIONAL SCOUTING SUPERVISOR

Sean Rooney is in his 14th overall season with the Royals after re-joining the organization in October 2023 as a National Scouting Supervisor, which follows his time as an East Coast & Northeast Regional Crosschecker from 2007-13 and a Northeast & Mid-Atlantic Area Scout from 1999-2006. From 2019-23, he was the Assistant Director of Scouting for the Oakland A's, which marked his second stint with Oakland following his time as a Northeast Regional Crosschecker in 2014. Prior to that, Rooney was a National Crosschecker for the Atlanta Braves from 2014-19, when he worked under the Royals current Director of Amateur Scouting.

Brian Bridges, from 1994-99, he served as the Assistant Coach/Recruiting Coordinator at William Paterson University (N.J.) helping them to the 1996 Division III National Championship.

Rooney attended and played baseball at Rutgers University-Newark and is originally from Rutherford, N.J. He resides in Apex, N.C. with his wife, Christine, and daughters, Hannah and Jordan.



GARY WILSON

NATIONAL PITCHING SUPERVISOR

Gary Wilson is in his ninth season with the Royals and third as the National Pitching Supervisor, after working as the West Coast Region Scouting Supervisor for the previous six years. Prior to joining the Royals, he worked as an Area Scouting Supervisor in the Colorado Rockies organization for 14 years, following a seven-year playing career in the Pirates and Twins organizations, including his Major League debut with the Pirates in 1995. Gary and his wife, Kasie, reside in Sacramento, Calif., and have three adult children: Nicholas (Univ. of Nevada, Reno), Natalie (Biola Univ.) and Brady (Sacramento City College).



KEITH CONNOLLY

NORTHEAST REGIONAL SUPERVISOR

Keith Connolly, the 2021 **Art Stewart** Award winner, enters his 13th full season with the Royals after joining the club on October 10, 2011. Connolly previously served as an Area Scout for five years with Baltimore Orioles in Pennsylvania, New Jersey, New York, New England and Eastern Canada. Before his stint with the Orioles, he worked part-time with the Florida Marlins from 2004-2007.

Connolly began his professional career in 1998 with the Giants as a non-drafted free agent. He spent parts of four minor league seasons as a right-handed relief pitcher. Connolly earned a bachelor's degree in administration of justice from Rutgers University. A native of Washingtonville, N.Y., he now resides in Fair Haven, N.J. with his wife, Meghan, sons Daly (15) and Hugh (9), and daughter, Margaret (13).



SEAN GIBBS

SOUTHEAST REGIONAL SUPERVISOR

Sean Gibbs enters his 18th season with the Royals and eighth as the Southeast Region Supervisor. He previously served as an Area Scouting Supervisor from 2006-16. Before joining the Royals, Sean was an Assistant Coach and Recruiting Coordinator at Tusculum College (Tenn.) from 2000-06. The recipient of the 2010 **Art Stewart** Award, Sean and his family (Elizabeth, Tyler and Wyatt) reside in Santa Rosa Beach, Fla.



COLIN GONZALES

WEST REGIONAL SUPERVISOR

Colin Gonzales enters his 18th season with the Royals and fifth as the West Regional Supervisor. He was an Area Scout for the previous 11 years, covering North Florida from 2009-12, Southern California in 2013 and Southern California and Hawaii from 2014-19. Prior to that, he was the Cultural Development Coordinator in 2008 after joining the organization as a Baseball Operations Intern in 2007.

Colin is the son of former Royals scout **Kenny Gonzales**. The 2012 **Art Stewart** Award recipient graduated from the University of Kansas in 2006 with a bachelor's degree in education with an emphasis in sports management. He resides in Dana Point, Calif.

AMATEUR SCOUTING STAFF (CONT.)



GREGG MILLER

MIDWEST REGIONAL SUPERVISOR

Gregg Miller is in his 11th year as the Royals Midwest Regional Supervisor. Miller previously served as an Area Scout with the World Series Champion Boston Red Sox in 2013, and as an Area Scout with Minnesota from 1998-2008, covering Arkansas, Kansas, Missouri and Oklahoma. While with the Twins, he signed future Major League players **Scott Baker**, **Nick Blackburn** and **Terry Tiffe**.

Prior to his 11 years with the Twins, he was the Head Baseball Coach at Pratt Community College (Kan.) from 1992-98. His coaching career began as an Assistant Coach at Wichita State University from 1988-92, including a National Championship in 1989 and a National Runner Up finish in 1991. Miller earned a bachelor's degree in education from Phillips University in Enid, Okla., and a master's degree in sports administration from Wichita State University. He and his wife, Susan, reside in Meeker, Okla., and have three daughters, Macy, Shelby and Bayli. Macy and her husband, Devin, are parents to Daxon.



JOE BARBERA

AREA SUPERVISOR (DC, DE, MD, MA, ME, NH, VT, NJ, NY, CT, RI, E. PA)

Joe Barbera enters his seventh season as an Area Supervisor with the Royals, a stretch in which he's covered the Northeast region (2023-present), the Mid-Atlantic (2021-22) and the Carolinas (2018-20). Prior to joining Kansas City, he served as an Area Scout for the Seattle Mariners from 2015-16, covering Virginia and the Carolinas. His scouting career began in 2011 as a Professional Video Scout for the Toronto Blue Jays, after which he transitioned into an Amateur Video Scout role from 2012-14. Barbera graduated from the University of Maryland in 2007, and resides in Linthicum Heights, Md. with his wife, Kim, and sons, Hunter and Owen.



BILLY BEST

AREA SUPERVISOR (NC, SC)

Billy Best enters his first full season with the Royals, after joining the club in October 2023 as an Area Supervisor covering the Carolinas. Prior to joining the Royals, he worked as an Area Scout for the Atlanta Braves for 22 years, which followed one year as a coach in the Braves minor league system and an 18-year coaching career at the collegiate level. His professional career began in 1980, when he was selected by Kansas City in the 27th round of the First-Year Player Draft out of East Carolina University, where he received a master's degree in education. Best spent five seasons in the Royals minor league system from 1980-84.



TIM BITTNER

AREA SUPERVISOR (VA, W. VA, W. PA)

Tim Bittner is in his fourth season overall with the Royals as an Area Supervisor, and 2024 will mark his first season covering Virginia, West Virginia and Western Pennsylvania. From 2021-23, he covered Virginia, North Carolina and South Carolina. His scouting career began as an Area Supervisor for the Houston Astros from 2012-17, after which he became the East Coast Supervisor for the Chicago White Sox from 2018-20.

Bittner graduated from Marist College and was selected by the White Sox in the 10th round of the 2001 Draft. He spent eight seasons in the minor leagues through 2008, pitching in the White Sox, Angels and Nationals organizations. Bittner resides in Hanover, Va. with his wife, April, and son, Blaze (12).



CODY CLARK

AREA SUPERVISOR (W. AL, LA, MS)

Cody Clark enters his 11th season with the Royals, and 2024 will mark his fourth full season as an Area Supervisor covering the Southeast Region, a role which he started in the fall of 2020. Prior to that, he was a Pro Scout for the Royals from 2017-20 and was a Bullpen Catcher for the club from 2014-16. Clark had an 11-year playing career from 2003-13, spending time in the Rangers, Braves, Royals and Astros organizations before making his Major League debut with Houston in 2013.

Clark played baseball at the University of Arkansas and Wichita State University, before being selected by Texas in the 11th round of the 2003 First-Year Player Draft. He later earned a degree in health science from the University of Central Arkansas. Clark resides in Hoover, Ala. with his wife, Jordan, and daughters, Finley (10) and Sloan (5).

AMATEUR SCOUTING STAFF (CONT.)



MIKE FARRELL

AREA SUPERVISOR (MI, OH, IN)

Mike Farrell enters his 11th season with the Royals as an Area Supervisor covering Indiana, Ohio and Michigan. Prior to joining Kansas City in November 2013, he was an Area Supervisor with the Milwaukee Brewers from 1997-2013. Farrell attended Indiana State University from 1987-91 where he was named an All-American in 1990, after which he spent six seasons playing in the Brewers minor league system, including parts of four seasons with Triple-A New Orleans. In 1992, he earned Milwaukee's Minor League Pitcher of the Year Award, and he was named the New Orleans Zephyrs Humanitarian of the Year in 1993. Farrell currently resides in

Indianapolis, Ind.



BUDDY GOULDSMITH

AREA SUPERVISOR (N. CA, N. NV)

Buddy Gouldsmith enters his sixth consecutive season as an Area Supervisor with the Royals, a position he also held with the club from 2013-15. Before returning to the Royals in 2019, he was an Assistant Baseball Coach at the University of New Mexico from 2015-18. He's also held roles as an Assistant Baseball Coach at the University of Nevada from 2010-13 and was the Head Baseball Coach at the University of Nevada-Las Vegas from 2003-10, where he served as an Assistant Baseball Coach from 2001-03. Prior to that, he was an Assistant Coach at Tulane University from 1997-2001, the Head Assistant Coach at American River College from 1993-97, an Associate Scout for the San Francisco Giants from 1994-97 and an Assistant Coach at Cosumnes River College from 1992-93.

During his coaching career, Gouldsmith's teams made nine D1 Baseball Regional appearances and made one appearance in the College World Series. He was named the 2005 Mountain West Conference Coach of the Year. He earned bachelor's (finance) and master's (sport science) degrees at the United States Sport Academy in 1992 and 1996, respectively. Gouldsmith resides in Reno, Nev. with his wife, Heather, and they have two children, Gunner and Gabby.



TODD GUGGIANA

AREA SUPERVISOR (S. CA)

Todd Guggiana is in his fourth season as an Area Supervisor for the Royals, covering Southern California. Prior to joining Kansas City, he was an Area Scout in Southern California and Las Vegas for the Texas Rangers from 1996-2020.

He played baseball at Cerritos College (Calif.) from 1987-88 and at Cal State Long Beach from 1989-90, before being selected in the 19th round of the 1990 Draft by the Texas Rangers. Guggiana spent four seasons playing in the Rangers minor league system from 1990-94. He resides in North Hollywood, Calif. and has a daughter, Kellie

(27), and a son, Matt (25).



JOSH HALLGREN

AREA SUPERVISOR (S. TX)

Josh Hallgren is in his 11th season with the Royals and his fifth as the Central/South Texas Area Supervisor. He previously covered Northern California from 2015-19 and the Northwest from 2013-14. He is responsible for the signings of Royals infielder **Nick Loftin** and left-handed pitcher **Kris Bubic**. Hallgren graduated from Texas State University.




NICK HAMILTON

AREA SUPERVISOR (KY, TN)

Nick Hamilton enters his seventh season with the Royals and third as the Area Scout Supervisor covering Kentucky and Tennessee. He was previously an Area Scout Supervisor in the Northeast Region during the 2021 season and in Georgia, East Tennessee and North Alabama from 2017-19. Hamilton started his career with the Royals as a Part Time Scout in 2016 after spending time as an Associate Scout with the Philadelphia Phillies in 2015.

Hamilton was selected in the 35th round of the 2012 Draft by Cleveland and played in the Guardians system from 2012-14. He is the son of **Tom Hamilton**, Cleveland's radio broadcaster. Nick graduated from Kent State University in 2013 with degrees in business administration and finance. Hamilton now resides in Nashville, Tenn., with his wife, Marisa.

AMATEUR SCOUTING STAFF (CONT.)



WILL HOWARD

AREA SUPERVISOR (GA, AL, N. FL)

Will Howard enters his seventh season with the Royals as an Area Supervisor, covering Georgia, Alabama and North Florida. He previously served as an Underclass Scout in 2019 and a Part-time Scout in 2018. Prior to joining the Royals, he was the Assistant Baseball Coach at Central High School in Phenix City, Ala. Howard's professional career began in 2012, when he was selected by the Baltimore Orioles in the 22nd round of the Draft, after which he spent two years playing professionally. In 2014, he went back to play college basketball at Columbus State.

The Columbus, Ga. native was a centerfielder at Kennesaw State University, where he earned All-Conference honors in 2012 and graduated with a bachelor's degree in general studies with an emphasis in English and communications.



SCOTT MELVIN

AREA SUPERVISOR (IL, IA, MN, MO, WI)

Scott Melvin ("Mel") is in his 16th season with the Royals as an Area Supervisor, after joining the organization in 2009. Previously, he was an Area Scout for the St. Louis Cardinals from 1997-2008 and managed rookie and A-level clubs in the Cardinals organization from 1993-96. Mel played seven seasons in the Cardinals minor league system after graduating from Bradley University in 1985 with a bachelor's degree in criminal justice.

The Quincy, Ill. native was inducted into the Quincy High School Hall of Fame in 1994 and was a member of the 2018 Midwest Scouts Association Hall of Fame Class. He and his wife of 32 years, Anita, have two children, Presley (married to Theo) and Bronson (married to Ashley), and two grandchildren, Theo and Mina.



KENNY MUNOZ

AREA SUPERVISOR (AZ, CO, NM, UT, S. NV)

Kenny Munoz is in his 19th year an Area Supervisor with the Royals since joining the organization in November 2006. Prior to that, he was a coach for the Rome Braves in 2006, an assistant coach at George Mason University from 2004-05 and 2000-01 and an Associate Scout for the Atlanta Braves from 2002-05. He attended GMU, where he played baseball from 1990-93 and earned his bachelor's degree in physical education. Following his graduation in 1993, he played for the Independent League Thunder Bay Whiskey Jacks. Munoz resides in Phoenix, Ariz.



MATT PRICE

AREA SUPERVISOR (AR, KS, NE, MD, SD, WY)

Matt Price, the Royals 2017 **Art Stewart** Award winner, enters his 23rd season in pro baseball, his 16th season with the Royals and his 12th season as an Area Supervisor, a role he began in 2012. Prior to that, he served as a Professional/Major League Scout for the Royals from 2008-11, the Assistant Director of Player Development for the Atlanta Braves from 2006-08 and a Baseball Operations Assistant for the Braves from 2002-06. Since 2016, Price has served as Vice President of the Midwest Scouts Association, after earning the Midwest Scouts Association Service Award in 2016 and the **Herb Hess** National Baseball Congress Scout of the Year Award in 2014.

Price graduated from Wake Forest University in 2001 with a bachelor's degree in business management, and he was a starting outfielder for the three-time ACC champions during his tenure. He resides in Overland Park, Kan. with his wife, Laurie, and sons, Cameron, Oliver and Deacon.



NICK PRESTO

AREA SUPERVISOR (FL)

Nick Presto joined the Royals in November 2022 as an Area Scout in Florida. In 2024, Presto will work his 24th First-Year Player Draft as a scout, after his roles as an Area Scout with the Pittsburgh Pirates from 2011-22, a Cross Checker for the Baltimore Orioles from 2006-11 and an Area Scout for the Orioles from 2000-06. He was named Florida Diamond Scout of the Year in 2016, South Florida **Danny Monzon** Scout of the Year in 2006 and Baltimore Orioles **Jim Russo** Scout of the Year in 2005, while he was also inducted into the Florida Atlantic University Hall of Fame in 2010.

Presto began his professional career in 1996, when he was selected by the Cincinnati Reds in the 5th round of the Draft out of Florida Atlantic University. He played four seasons in the Reds minor league system and was named a Southern League midseason and postseason All-Star in 1998. He resides in Palm Beach Gardens, Fla. with his wife, Melissa, and has four sons, Nicholas (23), Dominic (21), Christopher (19) and Anthony (13).

AMATEUR SCOUTING STAFF (CONT.)



JOHNNY RAMOS

AREA SUPERVISOR (PR)

Juan “Johnny” Ramos has served as a Royals Area Scout in Puerto Rico since 1974. He graduated Gabriela Mistral High School (Rio Piedras, P.R.) in 1963 and Instituto Tecnico Commercial College in 1964. From 1964-70, he played in winter leagues, after which he played in the Boston Red Sox minor league system from 1965-69. The Santurce, P.R. native currently resides in Carolina, P.R. and has two sons, Juan Enrique and Juan Carlos, and two daughters, Miriam Dinorah and Joanne Marie. Ramos also has eight grandsons: Yaniel, Juan Carlos, Jan Antonini, Samuel, Juan Diego, Angel Josue, Angel Isaac and Jareth Omar.



JOE ROSS

AREA SUPERVISOR (AK, HI, ID, MT, OR, WA)

Joe Ross enters his 10th season as the Northwest Area Supervisor for the Royals, after joining the organization in 2015. Prior to this role with Kansas City, he was the Washington State Recruiting Coordinator/Assistant Baseball Coach in 2014, a Scout for the Seattle Mariners from 2009-14 and the University of Washington Associate Head Baseball Coach from 1993-2009. Ross earned his bachelor’s degree in 1982 and his master’s degree in 1986, both from the University of Wisconsin-River Falls. He and his wife, Laurence, have two sons, Alex and Luke.



BOBBY SHORE

AREA SUPERVISOR (N. TX, OK)

Bobby Shore is in his sixth season with the Royals, after joining the organization in September 2018 as an Area Supervisor covering both Southern and Central California. In January 2021, he began his current position as an Area Supervisor in North Texas and Oklahoma. Prior to joining the Royals, he served as the Pitching Coach at Palomar College from 2015-18.

Shore was selected by the Seattle Mariners in the 2011 Draft out of the University of Oklahoma, after which he spent three seasons pitching in the Mariners organization. From 2014-15, he played for Independent League teams, including the Kansas City T-Bones, the Normal Cornbelters and the Frontier Greys. Shore resides in Dallas, Texas with his wife, Leah.



VANCE VIZCAINO

AREA SUPERVISOR (SW. FL)

Vance Vizcaino is in his first season as a Southwest Florida Area Scout for the Royals, following his time as an Underclassman Scout for the club. He was selected by Kansas City in the 11th round of the 2016 Draft out of Stetson University, where he earned a bachelor’s degree in communications and media studies. Vizcaino, an outfielder, played professionally for six years in the minor leagues, including three seasons with the Royals, one season with the Rockies and two seasons with the Cubs organizations. He earned Player of the Year honors in both 2021 and 2019, with the Cubs and Rockies Double-A affiliates, respectively. Vizcaino resides in Bradenton, Fla. with his wife Morgan, son Ozzie (3) and daughter Sofia (8 months).

ADDITIONAL PART-TIME AMATEUR SCOUTS

NAME	LOCATION	NAME	LOCATION
Brett Bailey	Kansas City, Mo	Jeremy Jones	Overland Park, Kan.
Rick Clendenin	Clendenin, W. Va.	Mike Ranson	Jonesborough, Tenn.
Louis Collier	Austell, Ga.	Chris Reitsma	Calgary, Alta., CAN
Tim Cummins	Auburn, Mass.	Lloyd Simmons	Shawnee, Okla.
Paul Faulk	Little River, S.C.	Adam Stern	London, On., CAN

PRO SCOUTING STAFF



WILLIE FRASER

MAJOR LEAGUE SCOUT

Willie Fraser is in his first season with the Royals as a Major League Scout, after spending the past two seasons with the Washington Nationals as a Special Assistant to the President and General Manager. He has spent time as a Pro Scout with the Chicago Cubs from 2019-21, an Advance Scout/Special Assignment Scout with the Miami Marlins from 2016-18, a Pro Scout/Advance Scout for the Los Angeles Dodgers from 2013-15 and an Advance Scout with the Los Angeles Angels from 2010-12. Before joining the Angels, Fraser co-owned a professional scouting company, iScouts, from 2000-09.

Drafted 15th overall by the Angels in 1985, he played parts of eight seasons with the Angels, Blue Jays, Cardinals, Marlins and Expos. Following his career in the United States, Fraser played three seasons in Japan with the Orix Blue Wave from 1996-99, winning the 1996 Japan Series.

Fraser now resides in Poughkeepsie, N.Y., with his wife, Janine. He has two sons, Cody and Brooks, and three stepdaughters, Brittney, Ashley and Alexandria.



AARON SELE

MAJOR LEAGUE SCOUT

Aaron Sele is in his first season with the Royals as a Major League Scout, following a 4-year run as a Pro Scout with the Chicago Cubs from 2019-22. He spent the 2018 season as a Special Assignment Scout with the Miami Marlins and from 2009-17 was a Special Assistant to the General Manager/Player Development and Pro Scout with the Los Angeles Dodgers.

Sele pitched in the Majors for 15 years, was a two-time All-Star and 2002 World Series champion with the Angels. His career included a five-season stretch from 1997-2001 in which he ranked tied for 6th among all pitchers in wins (82), averaging more than 16 wins per season. An All-American at Washington State, Sele was the 22nd overall pick in the 1991 First-Year Player Draft and was teammates with **Scott Hatteberg**, **John Olerud** and **Tom McGraw**.

He has four daughters, Katherine, Claire, Caroline and Charlotte.



PARKER MORIN

ADVANCE SCOUT

Parker Morin is in his first season as an Advance Scout, after spending the previous four years as a Royals Bullpen Catcher, including two seasons with 'Strategist' added to his title. In his previous role as Bullpen Catcher, Morin assisted the coaching staff, caught bullpen sessions before and during the games and worked directly with the club's Pitching Coach. The former minor league backstop played in the organization from 2012-18, before catching 70 games with Lancaster in the Independent Atlantic League in 2019.

Morin played in 442 games in the Royals organization, reaching Triple-A Omaha in 2016. In his most recent campaign in affiliated ball, he batted .265 (40-for-151) with 10 doubles, a homer and 16 runs scored in 53 games with the Storm Chasers in 2018. He was named the 2015 **Mike Sweeney** Award winner, which honors the player that best represents the organization, and was selected to participate in the USA Baseball Premier 12 Tournament in 2015 as well.

He was originally selected by the Royals in the 14th round of the 2012 First-Year Player Draft, after playing collegiately at the College of Southern Idaho and the University of Utah. With the Utes in 2012, he led the team in batting average (.314) and collected 11 doubles, 3 home runs and 35 RBI. Born in Richmond, Va., Morin resides in Denver, Colo.



TONY TIJERINA

ADVANCE SCOUT

Tony Tijerina is in his 18th season in the Royals organization and fifth as an Advance Scout. His previous roles include five years as a Pro/Advance Scout from 2015-19, four years as the Minor League Field Coordinator from 2011-14, three years as the Assistant Field Coordinator and Catching Coordinator from 2008-10 and one season as Manager at Double-A Wichita in 2007.

Before joining the Royals, he spent 16 years with the New York Mets, including six seasons in the minors as a catcher from 1991-96. He then went on to serve as a Hitting Coach at Pittsfield from 1997-98 and managed at various levels in the system for seven seasons from 1999-2005. From 2004-06, he also took on the duties as the Mets Catching Coordinator before serving as the Mets Minor League Field Coordinator from 2005-06. Following the 2002 season, in which he led Capital City to a first-half title, he was named the South Atlantic League's Best Managerial Prospect by *Baseball America*. He was selected by the Mets in the 13th round of the 1991 draft out of Texas Tech University, where he was a two-time All-Southwest Conference selection. He resides in Newark Valley, N.Y., with his wife, Linda, and daughter, Lauren.

PRO SCOUTING STAFF (CONT.)



DENNIS CARDOZA

PROFESSIONAL SCOUT

Dennis “Cardy” Cardoza enters his 33rd season in baseball, 15th season in the Royals organization and his 12th as a Pro Scout. Cardoza began his scouting career in 1991 with Montreal, where he scouted players in various regions during his 11 seasons with the Expos, including: Southern California, Oklahoma, Arkansas, Kansas, Missouri, South Carolina, North Carolina, Virginia, Oklahoma and Texas.

When **Jeffrey Loria** sold the Expos and bought the Marlins in 2002, Cardoza remained in his same role as an Area Scout in Texas, but with Loria’s new team in Florida. He served as the Midwestern Supervisor/Cross Checker the following season, 2003, when the Marlins won the World Series. Cardoza and his wife of 21 years, Mari Noel, reside in Robinson, Texas, but travel to San Diego often to visit their grandchildren: Niko (14), Siena (12) and Kanin (8). He enjoys riding horses, hunting and fishing in the offseason.



ELIAS DESPRADEL

PROFESSIONAL SCOUT

Elias Despradel is in seventh season with the Royals and his first as a Pro Scout. He spent the previous four seasons as an International Area Supervisor in the Dominican Republic from 2020-23. Prior to that, Despradel was the International Video Coordinator from 2018-19. He began his career in baseball with the Dominican Summer League as a Play-By-Play Assistant from 2013-17.

He graduated with summa cum laude honors from the law school at the Universidad Nacional Pedro Henríquez Ureña and played shortstop for the baseball team. Despradel now resides in Santo Domingo, Dominican Republic.



BRETT EIBNER

PROFESSIONAL SCOUT

Brett Eibner is entering his first season with the Royals as a Pro Scout, following a nine-year professional playing career that saw him reach the Majors with the Royals (2016), Athletics (2016), Dodgers (2017) and Marlins (2020). A 2nd round selection by the Royals in the 2010 Draft, Eibner played in 26 games with Kansas City in 2016. The outfielder hit a walk-off single in his 2nd career game on May 28, 2016 vs. the White Sox. Eibner finished his career as a pitcher in the Rangers (2018) and Marlins (2020-21) organizations.

A two-time All-American at the University of Arkansas, he helped the Razorbacks reach the College World Series during his sophomore season in 2009. Eibner now resides in Norman, Okla. with his wife, Kadan, and two daughters, Collins (4) and Jentry (1).



ORLANDO ESTEVEZ

PROFESSIONAL SCOUT

Orlando Estevez begins his 21st season with the Royals and second as a Pro Scout, after serving as the International Supervisor in 2022 and working the previous nine seasons as the Latin America Scouting Coordinator. The 2011 **Art Stewart** Scout of the Year began his professional baseball career with the California Angels as a Part-Time Scout and Coach for the rookie affiliate in Mesa, Ariz., from 1987-90. He then worked as an Area Scout for the Astros, covering South Florida from 1990-96.

He graduated from Pace High School in Opa-locka, Fla., and attended Miami-Dade Community College. While at Miami-Dade, he was an Assistant Coach and Recruiter. He and his wife, Ivonne, reside in Pembroke Pines, Fla., with their children Daniel, Lauren, and twins, David and Ryan.



MARK LEAVITT

PROFESSIONAL SCOUT

Mark Leavitt is in his eighth season with the Royals. 2024 will be his fifth year as a Pro Scout, a position he worked in with the Royals from 2018-19, before transitioning into an Area Scout role in North Florida from 2020-21. Before joining the Royals as a part-time scout in 2017, he served in various scouting roles with the Montreal Expos from 1997-2000 and with the Seattle Mariners from 2001-07.

In addition to his work in Major League Baseball, Leavitt has served as an Assistant Coach at the collegiate level at Stetson, George Mason, James Madison, George Washington, Radford and Princeton. Leavitt also coached at Harwich and Chatham of the Cape Cod League.

A 1988 graduate of Princeton with a bachelor’s degree in history, Leavitt lettered all four years of his college career. He went on to get his master’s degree in interdisciplinary studies/sport management from George Mason. Leavitt now lives in DelDand, Fla. with his wife, Christina, and sons, Scott and Mark Ryan.

PRO SCOUTING STAFF (CONT.)



JOHN MIRABELLI

PROFESSIONAL SCOUT

John Mirabelli enters his 35th season working in professional baseball and 2024 marks his first year with the Royals as a Pro Scout. He comes to Kansas City after spending the past two seasons as a Special Assistant to the President of Baseball Operations with the Washington Nationals. Prior to that, he spent 22 seasons with the Cleveland Guardians organization from 1999-2021 holding multiple leadership roles within the club's scouting operations, joining Cleveland in 1999 as Director of Amateur Scouting, before serving as Assistant GM from 2002-10, Senior Director, Scouting Operations from 2010-20 & Special Assistant to the President of Baseball Operations/GM in 2021. Mirabelli started his scouting career with the Detroit Tigers from 1990-99, where he was named the 1996 Detroit Tigers Scout of the Year.

A 2013 inductee into the Professional Baseball Scouts Hall of Fame, Mirabelli played baseball at North Carolina State University, where he also spent six seasons as a Pitching Coach and Recruiting Coordinator from 1985-90. He earned his bachelor's degree in business management.

John and his wife, Mirella, have two children, Tina and Tommy.



JOSH OCKIMEY

PROFESSIONAL SCOUT

Josh Ockimey begins his first season with the Royals as a Professional Scout. He joins the Royals after spending the 2023 season with the Boston Red Sox as a Professional Scouting Associate. A 5th round Draft pick by Boston in 2014, Ockimey played for eight seasons in the Red Sox and Phillies minor league systems from 2014-22, reaching as high as Triple-A with both teams. During his career, he was a 4-time MiLB All-Star from 2015-18 and was the Worcester Red Sox Community Player of the Year in 2021.

A graduate of Ss. Neumann Goretti High School (Pa.), Ockimey plans on enrolling in higher education during the 2024 season. He and his wife, Mary, and beagle, Remy, reside in Sarasota, Fla.



DARWIN PENNYE

PROFESSIONAL SCOUT

Darwin Pennye is in his eighth season with the Royals and first as a Pro Scout, following two years as a Special Assistant Scout and a five-year run as the Executive Director of the Urban Youth Academy from 2017-21. He joined the Royals after a career as a Texas High School Athletic Director, Coach and Educator.

Pennye's coaching background includes stints as a minor league coach in the Houston Astros organization from 1998-99, an assistant coach at St. Pius X High School in Houston and a head coaching position at Bay Area Christian High School in League City, Texas. Later, he became the Athletic Director and head football coach at the school from 2008-15 and closed his high school coaching and administrative career at Logos Preparatory Academy in Sugarland, Texas.

He was drafted by the Pittsburgh Pirates in 1988 and played five seasons in the Pirates, Cubs and Expos organizations. He played baseball collegiately at Texas State University and was inducted into the school's Athletic Hall of Honor in 2018. Pennye earned his bachelor's degree in organizational leadership from the College of Biblical Studies in Houston. He is a licensed and ordained minister in the Baptist Church.

Pennye resides in Kansas City, Mo., with his wife, Maria.



MITCH WEBSTER

PROFESSIONAL SCOUT

Mitch Webster, recipient of the 2013 and 2016 **Art Stewart** Awards for outstanding scouting, is in his 15th year in the organization. He was inducted into the Kansas All Sports Hall of Fame in 2018 and the Kansas Baseball Hall of Fame in 2006.

Webster, a native of Larned, Kan., retired in 1995 after a 19-year professional career, including 11-and-a-half seasons in the Majors as an outfielder with the Blue Jays, Expos, Cubs, Indians, Pirates and Dodgers. He was originally selected by the Dodgers in the 23rd round of the 1977 June Free Agent Draft. Following his retirement, Webster spent 14 years working in the Dodgers organization, serving for four seasons as a coach from 1996-99, eight seasons as an Amateur Scout from 2000-07 and two seasons as a Pro Scout from 2008-09. He earned Dodgers Scout of the Year honors in 2004.

Webster and his wife, Jennifer, reside in Wichita, Kan. The couple has two daughters, Rebecca and Katie, and seven grandchildren: Adelynn, Amelia, Andi, Paxton, Jack, Lily and Cooper.

INTERNATIONAL SCOUTING STAFF



RICHARD CASTRO

LATIN AMERICAN COORDINATOR

Richard Castro enters his third season as the Royals Latin American Coordinator following a four-year run with the Reds, including two years as the Assistant Director of Latin America Scouting (2020-21) and two years as the South America Coordinator (2018-19). Castro was named the Royals 2023 **Art Stewart** Award winner, which recognizes the club's most outstanding scout each year.

Castro previously scouted for the Royals in Venezuela from 2007-17, and for the Atlanta Braves from 1999-2007. From 1994-98, he worked at the New York Yankees Academy as an Assistant Coach. During his time with the Royals and Braves, he has been involved in the signings of **Freddy Fermin, Maikel García, Carlos Hernández, Angel Zerpa, Elvis Andrus, Martín Prado, Grégor Blanco, Andres Machado, Sebastian Rivero** and **Humberto Arteaga**.

He resides in Maracay, Venezuela with his wife, Maritza, and their children, Ricardo, Valeria and Dana.



PHIL DALE

PACIFIC RIM COORDINATOR

Phil Dale returns for his seventh season with the Royals as the Pacific Rim Coordinator, following a 27-year run with the Braves, in which he served many scouting and player development roles internationally.

Born in Melbourne, Dale became the first Australian baseball player to earn a four-year scholarship to an American university, when he attended Georgia Southern from 1982-85. A right-handed pitcher, Dale signed with the Cincinnati Reds as an undrafted free agent and spent four seasons in the organization, reaching Double-A in 1988. He then served as a Pitching Coach with the Reds affiliates in Greensboro in 1989 and in Charleston in 1990, before joining the Braves affiliate in Idaho Falls from 1991-93.

Dale has served in several different roles on Australian baseball teams since 1980, including pitcher, Pitching Coach and Manager on national teams in three World Baseball Classics and three Olympics. In 2005, he was inducted into the Baseball Australia Hall of Fame as part of the inaugural class.

Dale and his wife, Ingrid, have three sons (Tyler, Ryan and Jarryd), two of which have played professionally. Jarryd is currently an infielder in the Padres organization.



LUIS ORTIZ

CENTRAL AMERICAN SUPERVISOR

Luis Ortiz is in his eighth season with the Royals and first as the Central American Supervisor, after spending his previous two years as an International Supervisor/Cross Checker. Prior to joining the Royals, he worked with the Atlanta Braves from 2003-16, including the 2003-10 seasons as a Scout in Panamá. Ortiz was the Manager for the Dominican Summer League Braves in 2003, coached for the Danville Braves in 2004, and was Manager of the Gulf Coast League Braves from 2005-10. From 2011-16, he was a Cross Checker for the Braves in Central America and the Dominican Republic.

Ortiz served as the Manager for Team Panamá in the 2023 World Baseball Classic, a team he also managed through their run in the 2022 World Baseball Classic Qualifiers. That marked his second time coaching for Team Panamá, following 2009 when he served as the team's Third Base Coach. Last year marked the first time Panamá reached the World Baseball Classic since his 2009 coaching stint.

Ortiz played for four seasons in the Yankees minor league system from 1977-80, then served in the United States Army from 1981-2001, a time in which he was stationed all around the world. He also worked as a Part-Time Scout in Panamá for the Texas Rangers from 1997-2003. He currently resides in San Antonio, Texas with his spouse, Noris, and daughter, Siobahn.



ROBERTO AQUINO

DOMINICAN REPUBLIC SUPERVISOR

Roberto Aquino enters his fourth season with the Royals and second as the Dominican Republic Supervisor. He previously was a Dominican Republic Area Scout from 2021-22.

Prior to joining the Royals, Aquino spent four seasons as the Dominican Republic Cross Checker/Latin American Special Assignments with the Philadelphia Phillies from 2017-2020 and has scouting experience with both the Texas Rangers from 2011-2017 and Atlanta Braves from 1999-2010. Aquino began his scouting career as an Independent Scout from 1993-1998 following a playing career in the Angels minor league system.

Aquino graduated from the Universidad del Caribe in 2012 with a degree in business administration. He currently resides in Kissimmee, Fla. with his wife Francisca Laurencio, and the couple has six children: Ilsa Inés, Illinois, Robert Jr., Jayson, Yeritza and Odris.

INTERNATIONAL SCOUTING STAFF (CONT.)



JOELVIS GONZALEZ

VENEZUELA SUPERVISOR

Joelvis Gonzalez is in his 17th season with the Royals and seventh as the Venezuela Supervisor. Before beginning his current position, Gonzalez was an Area Scout for the Royals from 2008-18. Gonzalez also coached in the Dominican Summer League for the Royals from 2008-12 and managed and coached the 16U Venezuelan National Team from 2008-15.

During his time with the Royals, Gonzalez has been involved in the signings of **Freddy Fermin**, **Carlos Hernández** and **Angel Zerpa**, among others.

Gonzalez played for two seasons in the Twins minor league system from 2006-07 and three seasons in the Diamondbacks organization from 2003-05.

He received a master's degree in sports management from Inesem Business School and is working on a master's degree in sports mental coaching from Universidad Nacional Experimental de Yaracuy. Gonzalez resides in Puerto Ordaz, Venezuela with his wife, Jeserik Pinto, and sons, Dereck and Sebastian.



MICHAEL ACEVEDO

AREA SCOUT (SOUTH DR)

Michael Acevedo returns for his second season as an Area Scout in the South Dominican Republic following a seven-year run with the Texas Rangers from 2016-22, in which he served as a Scout and Video Assistant.

He earned a degree in modern languages from the Universidad Autónoma de Santo Domingo and resides in Santo Domingo, Dominican Republic and has a daughter, Hallys.



NICOLAS BAUTISTA

AREA SCOUT (SANTO DOMINGO NORTH, DR)

Nicolas Bautista returns for his fifth season with the Royals as an Area Scout covering Santo Domingo North, Dominican Republic, following a 10-year stint with the Miami Marlins as the Academy Administrator from 2009-2018.

Bautista graduated from the Universidad Evangélica Nacional and now resides in Santo Domingo Norte, Dominican Republic with his wife, Yahaira Crespo, and children, Nicolas Abdiel Bautista, Yayni Mari Bautista and Milena Bautista.



NEIL BURKE

AREA SCOUT (AUSTRALIA)

Neil Burke enters his 10th season with the Royals as an Area Scout covering Australia. Prior to joining the Royals, Burke spent 15 years with the Atlanta Braves organization and five years with the Pittsburgh Pirates in the same role. He started his career as an Associate Scout with the Los Angeles Dodgers.

Burke has also spent time as both a player and coach for the Australian National Team, finishing with silver medals in both the 2000 and 2004 Olympics.

He resides in Melbourne, Australia with his wife, Sharon, and sons, Justin (24) and Chris (22).



RONNY DELGADO

AREA SCOUT (CARACAS, VENEZUELA)

Ronny Delgado is in his first season with the Royals as an Area Scout covering Caracas, Venezuela. Before joining the Royals, Delgado spent 17 years as a Hitting Coach and Infield Instructor for several Venezuela academies from 2007-23. Before beginning his coaching career, Delgado played three seasons in the Cincinnati Reds organization from 2003-05, and he won the batting title in the Gulf Coast League during the 2005 season, slashing .310/.427/.474 (36-for-116) across 38 games. Delgado resides in Caracas, Venezuela with his wife, Yelitza, and son, Jesus David.

INTERNATIONAL SCOUTING STAFF (CONT.)



JUAN FELICIANO

AREA SCOUT (EAST DR)

Juan Feliciano is in his fourth season with the Royals as an Area Scout in the East Dominican Republic, following four years as an Area Scout in the Dominican Republic for the Philadelphia Phillies from 2017-21. Before making the transition to scouting, Feliciano served as an Assistant Coach in the Phillies organization from 2012-17 and was an Independent Trainer from 2008-12.

Feliciano resides in La Romana, Dominican Republic, with his wife, Yocasta, and children, Franyer and Franyeiri.



ALBERTO GARCIA

AREA SCOUT (CENTRAL VENEZUELA)

Alberto Garcia returns for his 14th season as an Area Scout in Central Venezuela. He has been involved in the signings of **Angel Zerpa** and **Andres Machado**. Garcia played for five seasons in the Royals minor league system from 2005-09.

Garcia resides in Valencia, Venezuela with his sons, Abdiel and Abdel.



JOSE GUALDRON

AREA SCOUT (OCCIDENTAL VENEZUELA)

Jose Gualdron enters his 13th season overall with the Royals and his eighth season as an Area Scout in Occidental Venezuela. Gualdron served as both a coach and Manager in the Dominican Summer League from 2013-17. He was the Manager of the 2014 DSL Royals, leading the team to a Boca Chica Northwest Division title.

Gualdron played seven seasons in the Cincinnati Reds minor league system from 2005-11. He resides in Maracaibo, Venezuela with his wife, Angelica Gonzalez, and two children, Jose David and Rebecca Sofia.



EDSON KELLY

AREA SCOUT (ARUBA, CURACAO)

Edson Kelly returns for his 15th season with the Royals as an Area Scout in Aruba, and since 2022, has also been assigned to cover Curaçao.

Kelly graduated with a bachelor's degree in business administration from the University of Montevallo, where he played college baseball and coached. Kelly resides in Noord, Aruba Dutch Caribbean with his wife, Omashallee, and son, Mason.



HYUN Sung KIM

AREA SCOUT (SOUTH KOREA)

Hyunsung Kim returns for his seventh season with the Royals as an Area Scout covering South Korea. Prior to joining the Royals, Kim worked with the Atlanta Braves from 2013-18 as an International Scout in South Korea.

Before beginning his career in baseball, Kim worked for the Government of South Korea as the International Exchange Program Coordinator from 2010-12 and served in the South Korean Army from 2000-02. Since 2003, Kim has spent time as both a freelance interpreter and translator. He earned a Bachelor of Arts degree in

Scandinavian Studies at Hankuk University of Foreign Studies.

Kim resides in Seoul, South Korea with his wife and daughter.



NATHAN MILLER

AREA SCOUT (TAIWAN)

Nathan Miller returns for his 13th season with the Royals as an Area Scout in Taiwan. Before joining the Royals, he started his scouting career while attending law school in Hawaii, where he assisted the local scout for the then Tampa Bay Devil Rays, **Gary Phillips**.

Miller is a 2003 graduate from the **William S. Richardson** School of Law at the University of Hawaii and now resides in Taoyuan, Taiwan, with his wife, Sabrina, and children, Jackson and Oona.

INTERNATIONAL SCOUTING STAFF (CONT.)



FAUSTO MOREL

AREA SCOUT (NORTH DR)

Fausto Morel enters his 19th season with the Royals as an Area Scout in the North Dominican Republic. He previously served as an Area Scout for the Atlanta Braves from 2005-06 and began his career in the same capacity with the Los Angeles Dodgers from 2004-05.

Morel played for five seasons in the Dodgers minor league system from 1997-2001. He studied clinical psychology for two years at the Universidad de la Tercera Edad and currently resides in Santiago, Dominican Republic with his wife, Cindy Dominguez, and three children, Laisha, Mia and Brailin.



RAFAEL MIRANDA

AREA SCOUT (CENTRAL COLOMBIA)

Rafael Miranda is in his 17th season with the Royals as an Area Scout in Central Colombia. His previous roles include serving as a Manager in Italy from 2006-07 and for the Indios de Cartagena in 1997. Miranda has also managed several Colombian teams at international events during his career.

He now resides in Turbaco, Colombia, with his wife, Alba, and two children, Wilmer and Luz.



WILMER MIRANDA

AREA SCOUT (COLOMBIA)

Wilmer Miranda returns for his second season with the Royals as an Area Scout in Colombia.

Miranda graduated from the Servicio Nacional de Aprendizaje in 2010 as an Inventory Management Technician. He resides in Turbaco, Colombia with his wife, Cindy, and daughters, Isabella and Alvaro.



DANIEL OGANDO

AREA SCOUT (SANTO DOMINGO, DR)

Daniel Ogando is in his first season with the Royals as an Area Scout in Santo Domingo, Dominican Republic. Ogando comes to the Royals after spending the last five years as an International Scout for the Chiba Lotte Marines in Japan's Pacific League from 2019-2023. He spent the 2018 season as a Scouting Assistant for the Atlanta Braves.

Ogando earned his law degree from the Universidad Autónoma de Santo Domingo in 2013 and founded the Ogando Sport Approach Scholarship Program. He resides in Santo Domingo, Dominican Republic with his wife, Ruth, and children, Giecy and David.



HIROYUKI OYA

AREA SCOUT (JAPAN)

Hiroyuki Oya is in his seventh season with the Royals as an Area Scout in Japan. Prior to joining the Royals, Oya spent 19 years as an International Scout with the Atlanta Braves from 2000-18 and began his scouting career with the Arizona Diamondbacks from 1998-99.

Oya is a certified dental technician with a degree from Osaka Dental College, and he played baseball for Coronado High School in Scottsdale, Ariz. Oya resides in Osaka, Japan.



MANUEL SAMANIEGO

AREA SCOUT (MEXICO)

Manuel Samaniego is in his seventh season with the Royals as an Area Scout in Mexico, following a 17-year stint with the Atlanta Braves in the same role. Prior to that, Samaniego served as a First Base Coach and Bullpen Coach from 2000-02 with the Naranjeros de Hermosillo in the Mexican Pacific League.

Samaniego played professionally in Mexico for 18 years, and his resume includes catching 7 no-hitters and his participation in four Caribbean Series for Mexico.

Samaniego and his wife, María, have three children, Omar (27), Orlando (24) and Oscar (19). They reside in Hermosillo, Mexico.

INTERNATIONAL SCOUTING STAFF (CONT.)



RAFAEL VASQUEZ

AREA SCOUT (EAST DR)

Rafael Vasquez is entering his 34th season with the Royals, after beginning his career with the club in 1991 as a coach in the Royals Dominican Academy. He transitioned into a full-time scouting role in the early 2000s.

Vasquez pitched one season with the Seattle Mariners in 1979, appearing in 9 games. He spent time in the Pirates minor league system from 1976-78 before finishing his playing career in the minors with the Indians and eventually returning to the Pirates farm system. After playing in the United States, Vasquez pitched professionally

in Mexico with Posa Rica, Veracruz and Campeche and in the Dominican Winter League with the Águilas Cibaeñas.

Papalin, as he is known throughout baseball, resides in La Romana, Dominican Republic, with his wife, Librada.



EDDY ABAD

SCOUTING ASSISTANT, DR

Eddy Abad is entering his sixth season with the Royals and his second as a Scouting Assistant in the Dominican Republic. He previously served as a Technology and Video Coordinator for the Royals Academy from 2021-22 and as a Development Video Assistant from 2019-2021. Before joining the Royals, Abad was a Development Video Intern with the Arizona Diamondbacks Dominican Summer League team during the 2019 season. Prior to that, Abad was an English Teacher for the Texas Rangers DSL team from 2018-19 and he was the Lead Teacher in Cultural Development in the Dominican Republic for the Miami Marlins from 2010-18.

He earned his bachelor's degree in industrial engineering from the Universidad Tecnológica de Santiago in 2019. Abad resides in Boca Chica, Dominican Republic with his wife, Yaira, and daughters, Ediliana and Ashley.

REMEMBERING THE ROYALS ACADEMY

Former Royals owner **Ewing Kauffman** challenged the preconceived notions of the baseball world in 1970 with the creation of the Royals Baseball Academy. "In a few years this will be called Kauffman's folly or they will be calling me the **Branch Rickey** of the '70s," Kauffman said.

The Academy, which ran 12 months a year, was designed to supply additional talent to the Royals organization by training athletes in Sarasota, Fla. The mission of the academy was to groom raw athletes into baseball players.

The Academy opened its doors on August 10, 1970 with 42 original players. The campus, which also doubled as the Royals spring home, featured five playing fields, a 50-room dormitory, offices, lecture halls, laboratories, tennis courts and a swimming pool. Former Royals Scouting Director (and future Yankees General Manager) **Syd Thrift** was named as the Director of the Academy.

Royals Hall of Famer **Frank White** joined the Academy in 1970 and was the first member to graduate to the Majors in 1973. White credits the Academy with instilling fundamentals which turned him into one of the best defensive second basemen in baseball history.

Despite the success of Frank White and 13 other graduates who played in the Majors, including **U.L. Washington**, dwindling class sizes and the cost of the Academy eventually led to its closing in May 1974.



DRAFT & INTERNATIONAL FREE AGENT CLASS

2023 DRAFT CLASS

The Royals added 21 players to the organization in the 2023 Draft, including top pick catcher **Blake Mitchell**, whom Kansas City selected with the 8th overall pick. Mitchell was named Gatorade Texas Player of the Year in both 2022 and 2023 and hit .474 (49-for-89) while reaching base at a .700 clip as a senior at Sinton High School.

RD	PK	PLAYER	POS	B/T	HT	WT	DOB	CLASS	SCHOOL	HOMETOWN
1	8	Blake Mitchell	C	L/R	6-1	202	8/3/04	HS	Sinton HS (Texas)	Sinton, Texas
2	44	Blake Wolters	RHP	R/R	6-4	210	10/25/04	HS	Mahomet-Seymour HS (Ill.)	Mahomet, Ill.
CBB	66	Carson Roccaforte	OF	L/L	6-1	195	3/29/02	JR	Univ. Louisiana-Lafayette	Port Neches, Texas
3	75	Hiro Wyatt	RHP	R/R	6-1	190	8/25/04	HS	Staples HS (Conn.)	Westport, Conn.
4	106	Hunter Owen	LHP	R/L	6-6	261	1/30/02	JR	Vanderbilt University	S. Portland, Maine
5	142	Spencer Nivens	OF	L/R	5-11	185	11/16/01	JR	Missouri State University	Columbia, Mo.
6	169	Coleman Picard	RHP	R/R	6-2	185	10/27/01	JR	Bryant University	Auburn, Mass.
7	199	Trevor Werner	SS	R/R	6-3	225	9/3/00	JR	Texas A&M	Houston, Texas
8	229	Dustin Dickerson	SW	R/R	6-1	180	3/28/01	SR	Southern Mississippi	Laurel, Miss.
9	259	Jacob Widener	LHP	R/L	6-7	235	6/15/01	SO	Oral Roberts	San Marcos, Calif.
10	289	Justin Johnson	SS	R/R	5-11	185	4/3/00	SR	Wake Forest	Glen Gardner, N.J.
11	319	Jared Dickey	OF	L/R	6-1	204	3/1/02	JR	Tennessee	Mount Juliet, Tenn.
12	349	Logan Martin	RHP	R/R	6-1	185	7/17/01	SR	Kentucky	Paducah, Ky.
13	379	Ethan Bosacker	RHP	R/R	6-2	210	2/20/01	SR	Xavier	Monticello, Minn.
14	409	Mason Miller	LHP	L/L	6-3	205	3/30/02	JR	Florida Gulf Coast Univ.	Odessa, Fla.
15	439	Chase Isbell	RHP	R/R	6-3	210	9/12/00	SR	Auburn	Springville, Ala.
16	469	Josh Hansell	RHP	R/R	6-6	215	2/7/02	JR	Arizona State	Chandler, Ariz.
17	499	Connor Oliver	LHP	L/L	6-2	170	5/26/01	SR	Miami University (Ohio)	Oak Forest, Ill.
18	529	Stone Russell	C	R/R	6-1	200	6/17/04	HS	IMG Academy (Fla.)	Bradenton, Fla.
19	559	Donovan LaSalle*	OF	R/R	6-2	190	12/16/04	HS	Barbe HS (La.)	Lake Charles, La.
20	589	Blake Wilson*	SS	R/R	5-10	175	9/16/04	HS	Santa Margarita HS (Calif.)	Trabuco Canyon, Calif.

*did not sign

2024 INTERNATIONAL FREE AGENT CLASS

The Royals on Jan. 18 announced an international signing class of 18 free agents. Four countries were represented by the players in this class, led by the Dominican Republic (10), Venezuela (5), Cuba (2) and México (1).

The 2024 international free agent class included seven infielders, four right-handed pitchers, four left-handed pitchers, two outfielders and one catcher.

Among the group was 17-year-old, switch-hitting Cuban infielder **Yandel Ricardo**, who was the No. 16 ranked prospect on MLB.com's international Top 50 Prospects list.



PLAYER	POS	COUNTRY
Sthiven Benitez	RHP	Dominican Republic
José Cerice	IF	Cuba
Robinson Chacon	OF	Dominican Republic
José Cruz	RHP	Dominican Republic
Oliver Del Rosario	LHP	Dominican Republic
Anderson García	IF	Dominican Republic
Darison García	IF	Dominican Republic
Nomar Jimenez	LHP	México
Diego Lara	LHP	Venezuela

PLAYER	POS	COUNTRY
Anthony Longo	C	Venezuela
Sandy Luciano	OF	Dominican Republic
José Mejía	RHP	Dominican Republic
Omar Mejía	IF	Dominican Republic
Yandel Ricardo	IF	Cuba
Juan Rivera	RHP	Dominican Republic
Marwin Rivero	IF	Venezuela
Jeremy Tovar	LHP	Venezuela
Jhonayker Ugarte	IF	Venezuela

ART STEWART AWARD



The **Art Stewart** Award annually recognizes the most outstanding scout in the organization. It is named for the late Art Stewart, who passed away at the age of 94 in 2021. The Royals honored the longtime scout by wearing a jersey patch in 2022 that donned his signature, which is on the first contracts of more than 70 players who reached the Majors Leagues, including Royals Hall of Famers **Kevin Appier** and **Mike Sweeney**, as well as **Bo Jackson**, **Brian McCrae**, **Johnny Damon**, **Joe Randa** and **Carlos Beltrán**.

Stewart was the longest-tenured associate in the Royals organization, working for 52 years, including 21 as the Sr. Advisor to the General Manager. He also served as the Sr. Special Assistant to the GM from 1997-2000 and as the Director of Scouting from 1985-96. Stewart was inducted as the 23rd member of the Royals Hall of Fame

in 2008, and the Professional Scouts Hall of Fame that same year. In 2007, he received the **Roland Hemond** Award for longtime service in scouting and player development. The following year, in 2008, the Royals honored Stewart by renaming the Surprise, Ariz. observation tower that overlooks the four fields "The Art Stewart Tower."

During Stewart's tenure as Director of Scouting, the Royals were named Major League Baseball Organization of the Year by USA Today in 1984, by *Baseball America* in 1994 and by Topps, Inc. from 1984-85 and 1994-95. He was instrumental in the organization of the Royals Dominican program, and helped the club start the Salcedo Academy in the Dominican Republic. He was recognized in 1998 when the former Royals Academy building was named in his honor. In 2014, Stewart co-authored *The Art of Scouting: Seven Decades Chasing Hopes and Dreams in Major League Baseball*.

ART STEWART AWARD WINNERS

NAME	YEAR	NAME	YEAR	NAME	YEAR
Danny Ontiveros	2008	Junior Vizcaino	2014	-	2020
Louie Medina	2009	Alec Zumwalt	2015	Keith Connolly	2021
Sean Gibbs	2010	Mitch Webster	2016	Terry Wetzel	2022
Orlando Estevez	2011	Matt Price	2017	Richard Castro	2023
Colin Gonzales	2012	Jim Buckley	2018		
Mitch Webster	2013	Tim Conroy	2019		



Royals Latin American Coordinator **Richard Castro** was named the 2023 **Art Stewart** Award winner, which annually recognizes the most outstanding scout in the organization.



Following **Art Stewart's** passing in 2021, the Royals honored the longtime scout by wearing a jersey patch in 2022 that donned his signature, which is on the first contracts of more than 70 players who reached the Majors Leagues.

MINOR LEAGUE STAFF



SCOTT THORMAN

FIELD COORDINATOR

Scott Thorman will be the Minor League Field Coordinator for the second consecutive season after serving as the Storm Chasers Manager in 2022, following two seasons with the Naturals from 2020-21, including the Double-A Central championship in 2021. This came after leading Wilmington to the Carolina League championship in 2019 and Lexington to the South Atlantic League title in 2018. In 2020, he earned a Sports Management World Wide (SMWW) Baseball Analytics Certificate. Prior to his two-season stint in Lexington (2017-18), he served in Burlington as Manager (2015-16) and Bench Coach (2014). A 1st-round pick by Atlanta in 2000 and Futures Game participant in 2003, Thorman played in the Majors for the Braves from 2006-07 before playing for the Royals at Triple-A Omaha in 2009-10. The first baseman and outfielder competed for Canada in the 2006 World Baseball Classic and the 2008 Beijing Olympics. Thorman graduated from Ashford University in 2016 with a master's degree in organizational management. He resides in Kitchener, Ontario, with his wife, Kelly, and their three children: Robbie, Tommy and Allie.

participant in 2003, Thorman played in the Majors for the Braves from 2006-07 before playing for the Royals at Triple-A Omaha in 2009-10. The first baseman and outfielder competed for Canada in the 2006 World Baseball Classic and the 2008 Beijing Olympics. Thorman graduated from Ashford University in 2016 with a master's degree in organizational management. He resides in Kitchener, Ontario, with his wife, Kelly, and their three children: Robbie, Tommy and Allie.



DREW SAYLOR

DIRECTOR, HITTING PERFORMANCE

Drew Saylor enters his fifth season in the Royals organization and second as the Director of Hitting Performance after working the previous three seasons as the Hitting Coordinator. He spent the 2019 season as the Assistant Hitting Coordinator and Manager of the Low-A West Virginia Black Bears in the Pittsburgh Pirates organization. Prior to that, he produced a 242-178 record (.576) in three seasons as Manager of High-A Rancho Cucamonga in the Los Angeles Dodgers organization, including an 87-53 mark and a California League championship in 2018. Following that season, he was named Manager of the Year by *Baseball America*. Saylor also spent four years in the Colorado Rockies organization as the Hitting Coach at Grand Junction in 2012, Manager at Low-A Tri-City from 2013-14 and Hitting Coach at High-A Modesto in 2015. He was selected as an infielder by the Marlins in the 13th round of the 2006 Draft out of Kent State University, where he was a first-team All-American. Saylor and his wife, Amanda, reside in Medina, Ohio with sons Jackson and Charlie, and daughter, Victoria.

spent four years in the Colorado Rockies organization as the Hitting Coach at Grand Junction in 2012, Manager at Low-A Tri-City from 2013-14 and Hitting Coach at High-A Modesto in 2015. He was selected as an infielder by the Marlins in the 13th round of the 2006 Draft out of Kent State University, where he was a first-team All-American. Saylor and his wife, Amanda, reside in Medina, Ohio with sons Jackson and Charlie, and daughter, Victoria.



JUSTIN HAHN

DIRECTOR, MEDICAL SERVICES/PHYSICAL THERAPY

Justin Hahn enters his 12th season in the Royals organization and third as the Director of Minor League Medical Services/Physical Therapist, after spending eight seasons as the Minor League Rehab Coordinator. He spent the 2013 season in a physical therapy fellowship with the club. Hahn graduated from Gustavus Adolphus College in St. Peter, Minn. with a bachelor's degree in chemistry in 2008. He earned his doctorate in physical therapy in 2011 from Mayo Clinic School of Health Sciences in Rochester, Minn. After graduating, Hahn completed the 2011-12 sports physical therapy residency at the Institute for Athletic Medicine in Minneapolis. Following residency, he completed the 2012-2013 Proaxis Therapy and Kansas City Royals Upper Extremity Sports Physical Therapy/Professional Baseball Fellowship in which he spent the duration of the 2013 season in Surprise, Ariz. Hahn is dual board certified as both a sports and orthopedic specialist by the American Board of Physical Therapy Specialties. He is also a certified strength and conditioning specialist. He and his wife, Marette, reside in Peoria, Ariz., with their daughter, Avery.

he completed the 2012-2013 Proaxis Therapy and Kansas City Royals Upper Extremity Sports Physical Therapy/Professional Baseball Fellowship in which he spent the duration of the 2013 season in Surprise, Ariz. Hahn is dual board certified as both a sports and orthopedic specialist by the American Board of Physical Therapy Specialties. He is also a certified strength and conditioning specialist. He and his wife, Marette, reside in Peoria, Ariz., with their daughter, Avery.



JARRET ABELL

STRENGTH & CONDITIONING/REHAB COORDINATOR

Jarret Abell enters his third season as the Royals Strength & Conditioning/Rehab Strength & Conditioning Coordinator after spending two seasons as the Royals Strength & Conditioning Coordinator (2020-21). This is his 11th season in the Royals organization, including stints as Assistant Strength & Conditioning Coordinator (2019), Strength & Conditioning Coach with Northwest Arkansas (2017-18), Wilmington (2016), Lexington (2015) and Idaho Falls (2014). He received his master's degree in exercise science from Wichita State University in 2013, where he worked with four women's Olympic sports teams, baseball and basketball. Shortly after that, he worked with the TCU football, baseball and basketball teams' offseason strength & conditioning before joining EXOS in Gulf Breeze, Fla. and then EXOS in Phoenix, Ariz. as a performance specialist. Jarret played collegiate football for Bethel College and now resides in Scottsdale, Ariz., with his wife, Ashley, and two daughters, Avery and Zoe.

he worked with the TCU football, baseball and basketball teams' offseason strength & conditioning before joining EXOS in Gulf Breeze, Fla. and then EXOS in Phoenix, Ariz. as a performance specialist. Jarret played collegiate football for Bethel College and now resides in Scottsdale, Ariz., with his wife, Ashley, and two daughters, Avery and Zoe.

MINOR LEAGUE STAFF (CONT.)



TIM BAVESTER

MANAGER, PLAYER DEVELOPMENT TECHNOLOGY

Tim Bavester enters his 10th season with the Royals, first as the Manager of Player Development Technology. Tim began with the Royals in 2015 working in Minor League Video/Player Development. In 2017, he was promoted to Coordinator of Player Development/Amateur Scouting Video until he transitioned into an Underclass Scout/Amateur Scouting Video Coordinator in 2020. Most recently, Tim was an Amateur Scout since 2022. He resides in Phoenix, Ariz., with his wife, Kristin.



J.C. BOSCAN

CATCHING COORDINATOR

J.C. Boscan enters his eighth season as the Royals Minor League Catching Coordinator. He served in a similar role in 2016, after retiring from his playing career following the 2015 season. Boscan played parts of 19 seasons in the Minors, most recently with Triple-A Omaha. Boscan also played in parts of four seasons in the Majors with Atlanta (2010-12) and the Chicago Cubs (2013). He received the **Bill Lucas Award** in 2010, an honor given to the Braves player who best represents the organization both on and off the field. He is originally from Maracaibo, Venezuela.



SYDNEY DALEY

SPORTS NUTRITION COORDINATOR

Sydney Daley enters her first season with the Royals as the Minor League Sports Nutrition Coordinator. In her role, she will support the Director of Sports Nutrition in establishing nutrition standards and optimizing player development through the enhancement of nutrition practices across all minor league programs. As a Registered Dietitian and Board-Certified Specialist in Sports Dietetics, Daley has worked with a variety of Division I college sports. Most recently, she worked in the private practice sector where she provided nutrition programming and counseling to athletes ranging from the recreational to the professional level. Daley is a native

of Washington, where she completed her undergraduate degree and dietetic internship at Central Washington University. She earned a master's degree in nutrition and human performance from Logan University in Chesterfield, Mo. She joins the organization from Southern Oregon, and now resides in Surprise, Ariz.



PHIL FALCO

ASSISTANT STRENGTH & CONDITIONING COORDINATOR

Phil Falco enters his fifth season as the Assistant Coordinator of Strength & Conditioning, after serving as the Strength & Conditioning Coach at Omaha from 2017-19. Prior to that, he spent nine seasons as the Strength & Conditioning Coach at the Major League level with the Atlanta Braves from 2008-16. He previously was the Braves Roving Strength & Conditioning Coach from 1998-99 and 2003-08. Prior to that, he was the Strength & Conditioning Coach with the Milwaukee Brewers from 2000-02. Falco pitched at George Mason University from 1992-94, then transferred to Appalachian State University and played two seasons before graduating in 1996

with a bachelor's degree in exercise science. Falco was certified by the National Strength and Conditioning Association in 2005 as a strength and conditioning specialist, and was certified by the American College of Sports Medicine in 1996 as a health and fitness instructor.



JUSTIN FRIEDMAN

ASSISTANT DIRECTOR, PITCHING PERFORMANCE/STRATEGIST

Justin Friedman is beginning his third season with the Royals and his second as the Assistant Director of Pitching Performance/Strategist. He was the Assistant Manager of Pitching Performance/Strategist in 2022. Prior to joining the Royals, he worked for Rockland Peak Performance in Paramus, N.J., as the Director of Pitching. Friedman graduated from Hope International University (Calif.) in 2019 with a degree in sports psychology. After graduation, he was selected by the Chicago White Sox in the 26th round of the Draft and he pitched in one season with the Arizona League White Sox, appearing in 13 games (5 starts), in which he struck out 51 batters and walked only 9.


MINOR LEAGUE STAFF (CONT.)



LOGAN GUDDE

PHYSICAL THERAPIST

Logan Gudde enters his third full season with Kansas City as the Minor League Physical Therapist. He spent the 2021 season as the Physical Therapy Fellow with the Royals. Prior to joining the Royals, Logan spent two years working as a Sports Physical Therapist. He completed a sports residency program with ATI Physical Therapy in 2018-2019 and became a Sports Certified Specialist (SCS) in June 2019. He also obtained his Certified Strength and Conditioning Specialist (CSCS) credential in 2018. Logan earned his Doctor of Physical Therapy degree from Duke University in 2018. He graduated from Washington State University in 2015, earning his bachelor's degree in kinesiology. Logan currently lives in Glendale, Ariz.



JORGE GUZMAN

MANAGER, ARIZONA OPERATIONS/LIFE SKILLS

Jorge Guzman is entering his sixth season in a full-time role with the Royals and first as the Manager of Arizona Operations/Life Skills after two years as the Arizona Complex Assistant/Life Skills Coach. He previously worked at the Urban Youth Academy in Kansas City in various roles from 2020-21, most recently serving as the Manager of Community Programs. Prior to that, he was an Intern in the Royals Dominican Academy from 2017-18, and was an Assistant to the Royals Dominican Operations from 2019-20. Jorge graduated from North Central College in Naperville, Ill., where he earned his bachelor's degree in sports management. He resides in Surprise, Ariz.



NIC JACKSON

ASSISTANT HITTING COORDINATOR

Nic Jackson enters his third season in the Royals organization as the Assistant Hitting Coordinator, after spending the 2021 season as the hitting coach at High-A Brooklyn in the New York Mets organization. Prior to that, he spent four seasons in the Chicago Cubs organization as a Pro Scout. Jackson played 15 years of professional ball after being selected in the 3rd round by the Chicago Cubs in 2000, including six seasons in the Cubs system (2000-06), one in the Mets and Phillies systems (2007), and eight seasons of Independent League ball from 2008-15. He also appeared in the Puerto Rican Winter League and the Mexican Pacific Winter League in 2008-09,

as well as a separate stint in the MPWL in 2002. He graduated from the University of Richmond (Va.) with a bachelor's in business administration, and currently resides in Richmond, Va.



JUSTIN KEMP

MEDICAL COORDINATOR

Justin Kemp enters his 11th season with Kansas City and his third as the Minor League Medical Coordinator. He spent the previous three seasons as the Northwest Arkansas Athletic Trainer (2019-21), after serving in the same role for Idaho Falls (2016-18) and Surprise (2015). Kemp spent the 2014 season as an Intern Athletic Trainer for the Kansas City Royals. He is a graduate of Mount Marty College in Yankton, S.D., where he earned a bachelor's degree in exercise wellness and played baseball for four years. He also attended South Dakota State University, where he earned a master's degree in athletic training and worked with the Jackrabbit baseball team. Kemp resides in Spearfish, S.D.



JOEY MAÑANA

ASSISTANT STRENGTH & CONDITIONING COORDINATOR/LATIN AMERICA

Joey Mañana is working his second season as the Assistant Strength & Conditioning Coordinator/Latin America. He worked as the Quad Cities Strength & Conditioning Coach in 2022, where he was awarded Midwest League Strength & Conditioning Coach of the Year. Prior to that, he worked as the Surprise Strength & Conditioning Coach in 2021 after being slated to fill a similar role with Burlington in 2020. He previously served that role with Surprise and Lexington in 2019. He earned his bachelor's degree in applied exercise science from Springfield College and completed his master's in strength & conditioning at Concordia University Chicago

in 2020. He resides in Middletown, N.J.

MINOR LEAGUE STAFF (CONT.)



TONY MEDINA

LATIN AMERICA MEDICAL COORDINATOR

Tony Medina will serve as the Latin America Medical Coordinator for a 13th straight season after spending eight seasons as an Athletic Trainer at various levels in the Royals minor league system. Medina served as the Athletic Trainer for the Dominican Republic in the 2006, 2009, 2013, 2017 and 2023 World Baseball Classics and was named 2006, 2008 and 2009 Arizona League Trainer of the Year. Prior to his time with the Royals, he worked for six seasons as the Minor League Athletic Trainer for the Atlanta Braves. He received his undergraduate degree in biology with a concentration in athletic training from Emporia (Kan.) State University and earned his master's degree

in exercise science from the University of Nebraska at Omaha. He resides in Omaha, Neb. with his wife, Tami.



PAUL MENHART

PITCHING COORDINATOR

Paul Menhart enters his second season with the Royals, and his first as the Minor League Pitching Coordinator after joining the Royals as a Pitching Advisor in 2023. Previously, he worked 15 seasons with the Washington Nationals organization, most recently as their Major League Pitching Coach from 2019-20. Prior to serving as the Pitching Coach, he was the Nationals Minor League Pitching Coordinator from 2015-18. Menhart spent the 2014 season as the Pitching Coach at Triple-A Syracuse, and also worked stints as Pitching Coach at Double-A Harrisburg (2012-13), High-A Potomac (2009-11), Low-A Hagerstown (2007-08) and Low-A Savannah (2006).

Menhart joined the Nationals organization from Western Carolina University where he spent three years (2003-05) as their Pitching Coach. Between the Nationals and joining the Royals, he coached in Taiwan for nine months (2022) and served as the Pitching Coach for the West Virginia Power of the Independent Atlantic League (2021). Menhart resides in Richmond Hill, Ga., with his wife Bitsy. They have three children: Alison, Jamie and Michael, and have a granddaughter, Clara.



ABRAHAM NÚÑEZ

ASSISTANT HITTING COORDINATOR/LATIN AMERICA

Abraham Núñez enters his second year as the Assistant Hitting Coordinator/Latin America after working four seasons as the Northwest Arkansas Hitting Coach. He served as the Hitting Coach with Wilmington (2015-18), Lexington (2014), Burlington (2013) and the Dominican Royals (2012). Núñez played for parts of 12 seasons in the Majors with the Pirates (1997-2004), Cardinals (2005), Phillies (2006-07) and Mets (2008). His best season came in 2005 when he batted .285 in 139 games for the NL champion St. Louis Cardinals. Núñez retired at the end of the 2009 campaign. Born in Santo Domingo, Dominican Republic, he now resides in Hudson, Mass. with his wife, Luisa.



ZACK O'REILLY

ASSISTANT VIDEO COORDINATOR

Zack O'Reilly enters his third season with the Royals. It is his second as the Assistant Minor League Video Coordinator, and first full year overseeing all Amateur Scouting Video. This comes after spending the 2022 season as a Player Development Trainee with Triple-A Omaha. Before joining the Royals, he worked two seasons as the Minor League Video and Advance Manager with the Miami Marlins, following a six-year stint as a security guard with the Boston Red Sox. He spent the 2018 season with the Houston Astros in Quad Cities as a Minor League Video Intern. O'Reilly graduated from Emmanuel College (Mass.), with a bachelor's degree in business administration and resides in Dorchester, Mass., where he works on his dad's lobster boat in the offseason.

management in 2017, and



TONY PEÑA JR.

INFIELD COORDINATOR

Tony Peña Jr., whose father managed the Royals from 2002-05, assumes the role of Minor League Infield Coordinator after two seasons as Columbia's Manager from 2022-23. He spent the 2021 season as a Coach on the Major League staff. Peña Jr. was slated to begin the 2020 season as Omaha's Bench Coach before assuming the managerial duties at Burlington once their season began. He managed at Surprise from 2018-19 following an 18-year playing career, including four seasons in the Majors with Atlanta (2006) and Kansas City (2007-09). He last played affiliated ball with the White Sox Triple-A affiliate in 2013, but also played in the Mexican League (2014-17) and Dominican

Winter League (2011-17). Peña Jr. has four children: Tony (17), Sophia (12), Kimberly (10) and Valentina (9).

MINOR LEAGUE STAFF (CONT.)



MONICA RAMIREZ

EDUCATION/ESL & LATIN AMERICAN INITIATIVES COORDINATOR

Monica Ramirez is in her ninth full season with the Royals as the Education/ESL & Latin American Initiatives Coordinator, managing the organization's English program and teaching the Royals Latin and foreign players. She has previously served in a consulting role in the organization since 2007. She also works with her non-profit, The Fortuna Foundation, honoring the memory of former Royals player **Carlos Fortuna**, and she works as an educational counselor providing guidance sessions to families with children experiencing learning difficulties in the Phoenix, Ariz., area. Monica has a bachelor's degree in pedagogy and received her master's degree in education at Northern Arizona University. She holds ESL, Bilingual Ed., Reading Specialist and English Teaching endorsements, and Social & Community Management and Learning Specialist certifications from South America. Born in Massachusetts and raised in Colombia, she now lives in Surprise, Ariz., with her children: Juan Daniel, Jacque, Lukas and Matias.



OMAR RAMÍREZ

ARIZONA FIELD COORDINATOR

Omar Ramirez enters his 17th season in the Royals organization and his second as the Arizona Field Coordinator after working the previous two seasons as a Manager in Surprise. He previously managed Idaho Falls from 2018-20, including a Pioneer League championship in 2019. He also managed at Burlington (2017), Lexington (2015-16) and Idaho Falls (2012-14) and was the Chukars' Hitting Coach in 2011, the same role he had at Burlington (Iowa) from 2009-10 and Burlington (N.C.) in 2008. Ramirez, the Guardians 31st round pick in 1990 out of Hill Junior College in Texas, played outfield for eight seasons in the minors with the Indians and Astros before playing in the Mexican League from 2002- 07. Ramirez resides in his hometown of Santiago, Dominican Republic, with his wife, Betty.

RAWLINGS MINOR LEAGUE GOLD GLOVE WINNERS

In the 1960s and 1970s, the minor league award for outstanding defense was dubbed the *Rawlings* Silver Glove Award. This award was not recognized from the 1980s until 2011, when it was rebranded as the Minor League *Rawlings* Gold Glove Award.

Year	Player	Position	Class	Team	Fielding Pct.
1969	Luis Alcaraz	Second Base	AAA	Omaha	.989
1973	Rocky Craig	Outfield	AA	Jacksonville	.993
1978	George Enright	Catcher	AA	Jacksonville	.997
1978	Rudy Kinard	Shortstop	AAA	Omaha	.979
1979	Dan Wieser	Outfield	A	Fort Myers	1.000
2012	Derrick Robinson	Outfield	AAA	Omaha	.990
2021	Michael Massey	Second Base	A+	Quad Cities	.989
2021	Nick Pratto	First Base	AA/AAA	NW Arkansas/Omaha	.998



Nick Pratto accepts his 2021 *Rawlings* Gold Glove Award at a ceremony at Werner Park on April 27, 2022 (Minda Haas Kuhlmann/Omaha Storm Chasers)



Michael Massey accepts his 2021 *Rawlings* Gold Glove Award during a ceremony at Arvest Ballpark in 2022 (Northwest Arkansas Naturals)

ORGANIZATION AWARDS

ALEX GEORGE

Alex George made his Major League debut with the Kansas City Athletics on Sept. 16, 1955 at the age of 16. He's one of six players since 1900 to debut before their 17th birthday. Three of them, including the youngest—15-year-old **Joe Nuxhall** of the Cincinnati Reds—debuted during World War II.

The Kansas City, Mo. native played 5 games in the Majors but for eight seasons in the minors, including seven with the Kansas City A's from 1956-62. Later in life, George was a member of the Royal Lancers.

Starting in 1986 and through 2007, the Royals named the Minor League Player of the Year Awards in George's honor. Now 85 years old, George still lives in the Kansas City area.



ALEX GEORGE MINOR LEAGUE PLAYERS OF THE YEAR

Hitter		Pitcher	
Kevin Seitzer	1986	-	1986
Gary Thurman	1987	-	1987
Tom Gordon	1988	-	1988
Harvey Pulliam	1989	-	1989
Jeff Conine	1990	-	1990
Doug Harris	1991	-	1991
Danny Miceli	1992	-	1992
Les Norman	1993	-	1993
Sal Fasano, Jim Pittsley	1994	Mike Bovee	1994
Johnny Damon	1995	-	1995
Mike Sweeney	1996	José Rosado	1996
Dermal Brown, Jeremy Giambi	1997	Dan Reichert	1997
Carlos Beltrán	1998	Bart Evans	1998
Mark Quinn	1999	Junior Guerrero	1999
-	2000	Chris George	2000
Brandon Berger	2001	Jimmy Gobble	2001
David DeJesus	2002	Ian Ferguson	2002
Byron Gettis	2003	Zack Greinke	2003
Ruben Gotay	2004	Danny Tamayo	2004
Justin Huber	2005	Luis Cota	2005
Alex Gordon	2006	Carlos Rosa	2006
Mike Aviles	2007	Rowdy Hardy	2007

WILLIE WILSON BASERUNNER OF THE YEAR

Organization's top baserunner	
Derrick Robinson	2008
Jarrod Dyson	2009
Derrick Robinson	2010
Anthony Seratelli	2011
Terrance Gore	2012
Terrance Gore	2013
Terrance Gore	2014
Terrance Gore	2015
Nick Heath	2016
Rudy Martin	2017
Nick Heath	2018
Nick Heath	2019
-	2020
Tyler Tolbert	2021
Tyler Tolbert	2022
Dairon Blanco	2023

GEORGE BRETT HITTER OF THE YEAR

Organization's top hitter	
Kila Ka'aihue	2008
David Lough	2009
Mike Moustakas	2010
Johnny Givotella	2011
Wil Myers	2012
Lane Adams	2013
Whit Merrifield	2014
Ryan O'Hearn	2015
Hunter Dozier	2016
Frank Schwindel	2017
Nicky Lopez	2018
Khalil Lee	2019
-	2020
Bobby Witt Jr.	2021
Tyler Gentry	2022
Tyler Tolbert	2023

PAUL SPLITTORFF PITCHER OF THE YEAR

Organization's top pitcher	
Danny Cortes	2008
Mike Montgomery	2009
John Lamb	2010
Kelvin Herrera	2011
Jake Odorizzi	2012
Yordano Ventura	2013
Christian Binford	2014
Jonathan Dzierdzic	2015
Jakob Junis	2016
Foster Griffin	2017
Richard Lovelady	2018
Kris Bubic	2019
-	2020
Jackson Kowar	2021
Ben Kudrna	2022
Mason Barnett	2023

FRANK WHITE DEFENSIVE PLAYER OF THE YEAR

Organization's top defensive player	
Jeff Bianchi	2008
Salvador Perez	2009
Eric Hosmer	2010
Lorenzo Cain	2011
Brett Eibner	2012
Bubba Starling	2013
Humberto Arteaga	2014
Bubba Starling	2015
Cam Gallagher	2016
Nicky Lopez	2017
Nick Pratto	2018
MJ Melendez	2019
-	2020
Nick Pratto	2021
Freddy Fermin	2022
Daniel Vázquez	2023

CARLOS FORTUNA AWARD

Dedicated to improving English, genuine work ethic and conduct

Yunior Marte	2013	Angelo Castellano	2017	Adrian Alcantara	2021
Angel Franco	2014	Sebastian Rivero	2018	Marcelo Martinez	2022
Elier Hernández	2015	Freddy Fermin	2019	Cruz Noriega	2023
Yender Caramo	2016	-	2020		

ORGANIZATION AWARDS (CONT.)

EWING KAUFFMAN AWARDS

The Royals initiated two awards in 1970 named for the club's founder, Ewing Kauffman. In 1974, the awards were combined into a single honor. In 2008, it was named for Art Stewart, and is given annually to recognize an outstanding scout.

EWING M. KAUFFMAN SCOUT OF THE YEAR

Art Stewart	1970
Rosey Gilhousen	1971
Dale McReynolds	1972
Spider Jorgensen	1973

EWING M. KAUFFMAN MINOR LEAGUE MGR OF THE YEAR

Jack McKeon (Omaha)	1970
Harry Malmberg (Elmira)	1971
Steve Boros (Waterloo)	1972
Billy Gardner (Jacksonville)	1973

EWING M. KAUFFMAN ROYALS MAN OF THE YEAR

Tom Ferrick (Scout)	1974
John Sullivan (Waterloo MGR)	1975
Bill Fischer (Pitching Instructor)	1976
Al Diez (Scout)	1977
Art Lilly (Scout)	1978
Gary Blaylock (Scout)	1979

EWING M. KAUFFMAN AWARD

Chris Rice (Scouting & PD)	1980
Joe Sparks (Omaha MGR)	1981
Gene Lamont (Jacksonville MGR)	1982
Art Stewart (Scout)	1983
Al Kubski (Scout)	1984
Dick Balderson (PD)	1985
Ken Gonzales (Scout)	1986
Carl Blando (Scout)	1987
Jerry Stephens (Scout)	1988
Brian Murphy (Scout)	1989
-	1990
Bob Carter (Scout)	1991
Chuck McMichael (Scout)	1992
Terry Wetzel (Scout)	1993

Luis Silverio (Latin America)	1994
Tony Levato (Scout)	1995
Allard Baird (Cross Checker)	1996
Wil Rutenschroer (Scout)	1997
Steve Flores (Cross Checker)	1998
Jeff McKay (Cross Checker)	1999
Luis Silverio (DR Ops)	2000
Dennis Woody (Scout)	2001
Steve Connelly (Scout)	2002
Spencer Graham (Scout)	2003
Mike Brown (Scout)	2004
-	2005
Brian Rhees (Scout)	2006
Scott Ramsey (Scout)	2007

ART STEWART AWARD

Danny Ontiveros	2008
Louie Medina	2009
Sean Gibbs	2010
Orlando Estevez	2011
Colin Gonzales	2012
Mitch Webster	2013
Junior Vizcaino	2014
Alec Zumwalt	2015
Mitch Webster	2016
Matt Price	2017
Jim Buckley	2018
Tim Conroy	2019
-	2020
Keith Connolly	2021
Terry Wetzel	2022
Richard Castro	2023

DICK HOWSER AWARD

Outstanding contributions to the organization by player development employee

Jo Anne Joyce	1987	Jeff Garber	2000
Joe Jones	1988	Andre David	2001
Carlos Tosca	1989	Larry Carter	2002
-	1990	Lloyd Simmons	2003
Tom Poquette	1991	Billy Gardner Jr.	2004
Mike Jirschele	1992	Mike Jirschele	2005
Ron Johnson	1993	Jim Gabella	2006
Mike Jirschele	1994	John Mizerock	2007
Bob Herold	1995	Brian Rupp	2008
John Mizerock	1996	Mark Davis	2009
Jose Tartabull	1997	Brian Poldberg	2010
Brian Poldberg	1998	Mike Jirschele	2011
Jeff Stevenson	1999	Victor Baez	2012

Omar Ramirez	2013
Larry Carter	2014
Darryl Kennedy	2015
Vance Wilson	2016
Terry Bradshaw	2017
Scott Thorman	2018
Brooks Conrad	2019
-	2020
Mitch Stetter	2021
Omar Ramirez	2022
Ramón Castro	2023

MIKE SWEENEY AWARD

Best represents the organization on and off the field

Everett Teaford	2008	Malcom Culver	2014
Clint Robinson	2009	Parker Morin	2015
Buddy Baumann	2010	Logan Moon	2016
Tim Melville	2011	Elier Hernández	2017
Alex McClure	2012	MJ Melendez	2018
Alfredo Escalera	2013	Foster Griffin	2019

-	2020
Vinnie Pasquantino	2021
Carter Jensen	2022
Austin Charles	2023

MATT MINKER AWARD

Matt Minker, the President and Managing Partner of the Wilmington Blue Rocks, a former Royals affiliate, passed away at the age of 60 in 2007. The annual Matt Minker Award was created to honor a Royals minor league employee who most exemplifies the qualities Minker was known for, including a display of leadership and dedication to the organization.

Chris Kemple (Wilmington)	2008	Nick Leto (Surprise)	2014
Martie Cordaro (Omaha)	2009	Ryan Keur (Burlington)	2015
Andrew Layman (Wilmington)	2010	Justin Cole (NW Arkansas)	2016
Eric Edelstein (NW Arkansas)	2011	Jeff Diskin (Pro Development)	2017
Kevin Linton (Wilmington)	2012	Dan Moushon (Burlington)	2018
Kevin Greene (Idaho Falls)	2013	Danny Helmer (NW Arkansas)	2019

Todd Jansen (Surprise)	
-	2020
Dave Heller (Quad Cities)	2021
Brad Shank (Columbia)	2022
Travis Ashby	2023

MINOR LEAGUE AFFILIATE YEAR-BY-YEAR

1969	TEAM	W-L	PLACE	MANAGER
AAA	Omaha	85-55	1st*	Jack McKeon
AA	Elmira	70-71	3rd	Harry Bright
A	Waterloo	52-72	8th	Rollie Hemsley
A	Hi-Toms	69-74	4th	Harry Malmberg
A	Corning	35-42	5th	Buddy Peterson
A	Winnipeg	26-43	6th	Spider Jorgensen
R	Kingsport	29-38	4th	Adelbert Norwood

1970	TEAM	W-L	PLACE	MANAGER
AAA	Omaha	73-65	1st*	Jack McKeon
AA	Elmira	55-84	6th	Harry Malmberg
A	Waterloo	49-73	10th	Steve Boros
A	San Jose	77-63	3rd	Buddy Peterson
R	Billings	37-33	4th	David Pavlesic
R	Kingsport	27-32	6th	Owen Friend

1971	TEAM	W-L	PLACE	MANAGER
AAA	Omaha	69-70	3rd	Jack McKeon
AA	Elmira	78-61	1st*	Harry Malmberg
A	Waterloo	55-64	3rd	Steve Boros
A	San Jose	70-70	T-3rd	Buddy Peterson
R	Kingsport	38-30	1st	Owen Friend
R	Billings	43-27	2nd	Gary Blaylock
R	GCL Royals	40-13	1st*	Buzzy Keller

1972	TEAM	W-L	PLACE	MANAGER
AAA	Omaha	71-69	2nd	Jack McKeon
AA	Jacksonville	64-75	4th	Billy Gardner
A	Waterloo	72-53	2nd	Steve Boros
A	San Jose	76-64	3rd	Harry Malmberg
R	Kingsport	38-32	3rd	Jay Hankins
R	Billings	50-22	1st	Gary Blaylock
R	GCL Royals	41-22	T-1st	Buzzy Keller

1973	TEAM	W-L	PLACE	MANAGER
AAA	Omaha	62-73	4th	Harry Malmberg
AA	Jacksonville	76-60	1st	Billy Gardner
A	Waterloo	64-56	3rd	Bill Scripture
A	San Jose	75-65	3rd	Steve Boros
R	Kingsport	53-17	1st*	John Sullivan
R	Billings	44-26	1st*	Gary Blaylock
R	GCL Royals	27-28	T-5th	Buzzy Keller

1974	TEAM	W-L	PLACE	MANAGER
AAA	Omaha	54-82	4th	Harry Malmberg
AA	Jacksonville	78-60	1st	Billy Gardner
A	Waterloo	68-56	3rd	John Sullivan
A	San Jose	81-59	2nd	Steve Boros
R	GCL Royals	29-19	4th	Buzzy Keller
R	Academy	35-16	2nd	Billy Goodman

1975	TEAM	W-L	PLACE	MANAGER
AAA	Omaha	67-69	3rd	Billy Gardner
AA	Jacksonville	59-79	4th	Bill Scripture
R	Waterloo	93-35	1st*	John Sullivan
R	GCL Royals	31-18	2nd	Gary Blaylock

1976	TEAM	W-L	PLACE	MANAGER
AAA	Omaha	78-58	1st*	Billy Gardner
AA	Jacksonville	66-72	4th	Bill Scripture
A	Waterloo	78-52	1st*	John Sullivan
R	GCL Royals	29-25	3rd	Jose Martinez

1977	TEAM	W-L	PLACE	MANAGER
AAA	Omaha	76-59	1st*	John Sullivan
AA	Jacksonville	72-66	3rd	Gordon MacKenzie
A	Daytona	57-77	5th	Jose Martinez
R	GCL Royals	34-19	2nd	Bill Scripture

1978	TEAM	W-L	PLACE	MANAGER
AAA	Omaha	66-69	1st*	John Sullivan
AA	Jacksonville	73-69	2nd	Gordon MacKenzie
A	Fort Myers	71-66	3rd*	Gene Lamont
R	GCL Royals	31-24	2nd	Jose Martinez

1979	TEAM	W-L	PLACE	MANAGER
AAA	Omaha	65-71	2nd	Gordon MacKenzie
AA	Jacksonville	69-72	3rd	Joe Jones
A	Fort Myers	69-69	3rd	Gene Lamont
R	GCL Blue	24-29	5th	Brian Murphy
R	GCL Gold	29-23	3rd	Jose Martinez

1980	TEAM	W-L	PLACE	MANAGER
AAA	Omaha	66-70	4th	Joe Sparks
AA	Jacksonville	63-81	5th	Gene Lamont
A	Fort Myers	66-70	3rd	Brian Murphy
A	Charleston	78-61	1st*	Ronald Mihal
R	GCL Blue	40-23	1st*	Joe Jones
R	GCL Gold	22-40	9th	Roy Tanner

1981	TEAM	W-L	PLACE	MANAGER
AAA	Omaha	79-57	1st*	Joe Sparks
AA	Jacksonville	65-77	4th	Gene Lamont
A	Fort Myers	72-58	2nd*	Brian Murphy
A	Charleston	75-67	2nd	Rick Mathews
R	GCL Blue	35-28	3rd	Joe Jones
R	GCL Gold	44-20	1st*	Roy Tanner

1982	TEAM	W-L	PLACE	MANAGER
AAA	Omaha	71-66	1st*	Joe Sparks
AA	Jacksonville	83-61	1st*	Gene Lamont
A	Fort Myers	69-68	3rd	Rick Mathews
A	Charleston	74-66	2nd*	Roy Tanner
R	Butte	41-29	2nd	Tommy Jones
R	GCL Royals	28-35	8th	Joe Jones

1983	TEAM	W-L	PLACE	MANAGER
AAA	Omaha	64-72	4th	Joe Sparks
AA	Jacksonville	77-68	2nd*	Gene Lamont
A	Fort Myers	74-53	2nd*	Rick Mathews
A	Charleston	64-80	5th	Roy Tanner
R	Butte	41-29	2nd	Tommy Jones
R	GCL Royals	30-31	3rd	Joe Jones

1984	TEAM	W-L	PLACE	MANAGER
AAA	Omaha	68-86	8th	Gene Lamont
AA	Memphis	71-75	2nd	Rick Mathews
A	Fort Myers	81-60	1st*	Tommy Jones
A	Charleston	78-64	3rd*	D. Gustavson
A	Eugene	19-55	4th	Dave Roberts

1985	TEAM	W-L	PLACE	MANAGER
AAA	Omaha	73-69	3rd	Gene Lamont
AA	Memphis	65-79	4th	Tommy Jones
A	Fort Myers	82-57	1st*	D. Gustavson
A	Eugene	40-34	1st*	Frank Funk
R	GCL Royals	38-24	T-3rd	Joe Jones

1986	TEAM	W-L	PLACE	MANAGER
AAA	Omaha	72-70	3rd	F. Funk, J. Boles
AA	Memphis	69-75	4th	Tommy Jones
A	Fort Myers	50-85	4th	D. Gustavson
A	Eugene	45-29	1st*	Ed Napoleon
R	GCL Royals	30-33	5th	Luis Silverio

1987	TEAM	W-L	PLACE	MANAGER
AAA	Omaha	64-76	T-7th	Funk, Wathan
AA	Memphis	72-71	2nd	Bob Schaefer
A	Fort Myers	54-87	6th	Jerry Terrell
A	Appleton	71-69	2nd	Ken Berry
A	Eugene	45-30	2nd	Rick Mathews
R	GCL Royals	40-23	1st*	Luis Silverio

1988	TEAM	W-L	PLACE	MANAGER
AAA	Omaha	81-61	1st*	Glenn Ezell
AA	Memphis	79-64	2nd*	Sal Rende
A	Appleton	58-82	6th	Brian Poldberg
A	Baseball City	79-60	2nd	Luis Silverio
A	Eugene	38-38	4th	P.K. Kirsch
R	GCL Royals	39-24	1st*	Carlos Tosca

*Climbed playoff berth (data available from 1977-2023)
League championships in **bold**

MINOR LEAGUE AFFILIATE YEAR-BY-YEAR (CONT.)

1989	TEAM	W-L	PLACE	MANAGER
AAA	Omaha	74-72	1st*	Sal Rende
AA	Memphis	59-84	5th	Jeff Cox
A	Appleton	67-68	3rd	Brian Poldberg
A	Baseball City	78-61	T-1st*	Luis Silverio
A	Eugene	43-33	2nd	P.K. Kirsch
R	GCL Royals	35-28	3rd	Carlos Tosca
R	Salcedo Royals	37-21	1st	Hilario Soriano

1990	TEAM	W-L	PLACE	MANAGER
AAA	Omaha	86-60	1st*	Sal Rende
AA	Memphis	73-71	3rd*	Jeff Cox
A+	Baseball City	60-78	3rd	Brian Poldberg
A	Appleton	62-71	4th	Joe Breeden
A	Eugene	30-46	4th	P.K. Kirsch
R	GCL Royals	25-38	5th	Carlos Tosca
R	Salcedo Royals	37-21	1st	Julio Alcalá

1991	TEAM	W-L	PLACE	MANAGER
AAA	Omaha	73-71	3rd	Sal Rende
AA	Memphis	61-83	T-4th	Jeff Cox
A+	Baseball City	62-69	3rd	Carlos Tosca
A	Appleton	58-81	7th	Joe Breeden
A	Eugene	42-34	2nd	Tom Poquette
R	GCL Royals	31-29	2nd	Bob Herold
R	Salcedo Royals	27-45	4th	Julio Alcalá

1992	TEAM	W-L	PLACE	MANAGER
AAA	Omaha	67-77	3rd	Jeff Cox
AA	Memphis	71-73	3rd	Brian Poldberg
A+	Baseball City	71-60	1st*	Ron Johnson
A	Appleton	70-62	3rd*	Tom Poquette
A	Eugene	36-40	4th	Bob Meacham
R	GCL Royals	41-18	1st*	Mike Jirschele
R	Salcedo Royals	40-31	2nd	Julio Alcalá

1993	TEAM	W-L	PLACE	MANAGER
AAA	Omaha	70-74	3rd	Jeff Cox
AA	Memphis	63-77	5th	Tom Poquette
A+	Wilmington	74-65	2nd*	Ron Johnson
A	Rockford	78-54	1st*	Mike Jirschele
A	Eugene	40-36	2nd	John Mizerock
R	GCL Royals	29-30	5th	Bob Herold
R	Salcedo Royals	40-31	2nd	Julio Alcalá

1994	TEAM	W-L	PLACE	MANAGER
AAA	Omaha	68-76	6th	Jeff Cox
AA	Memphis	75-62	2nd	Ron Johnson
A+	Wilmington	94-44	1st*	Mike Jirschele
A	Rockford	89-50	1st*	John Mizerock
A	Eugene	35-41	3rd	Brian Poldberg
R	GCL Royals	47-12	1st*	Bob Herold
R	Salcedo Royals	28-39	4th	Oscar Martinez

1995	TEAM	W-L	PLACE	MANAGER
AAA	Omaha	76-68	3rd*	Mike Jirschele
AA	Wichita	72-64	1st*	Ron Johnson
A+	Wilmington	83-55	1st*	John Mizerock
A	Springfield	65-74	3rd	Brian Poldberg
A	Spokane	36-40	3rd	Al Pedrique
R	GCL Royals	37-20	1st*	Bob Herold
R	Salcedo Royals	24-40	5th	Oscar Martinez

1996	TEAM	W-L	PLACE	MANAGER
AAA	Omaha	79-65	1st*	Mike Jirschele
AA	Wichita	70-70	2nd*	Ron Johnson
A+	Wilmington	80-60	1st*	John Mizerock
A	Lansing	68-71	3rd*	Brian Poldberg
A	Spokane	37-39	3rd	Bob Herold
R	GCL Royals	30-29	2nd	Al Pedrique
R	Salcedo Royals	27-43	4th	Fausto Sosa

1997	TEAM	W-L	PLACE	MANAGER
AAA	Omaha	61-83	4th	Mike Jirschele
AA	Wichita	64-76	4th	Ron Johnson
A	Wilmington	62-78	4th	John Mizerock
A	Lansing	69-68	T-3rd*	Bob Herold
A	Spokane	45-31	2nd	Jeff Garber
R	GCL Royals	36-24	1st*	Al Pedrique
R	Salcedo Royals	35-36	3rd	Oscar Martinez

1998	TEAM	W-L	PLACE	MANAGER
AAA	Omaha	79-64	2nd	Ron Johnson
AA	Wichita	75-65	1st*	John Mizerock
A+	Wilmington	86-54	1st*	3 Managers+
A	Lansing	71-69	4th	Bob Herold
A	Spokane	47-29	T-1st	Jeff Garber
R	GCL Royals	32-28	3rd	Andre David
R	Salcedo Royals	39-31	3rd	Oscar Martinez

1999	TEAM	W-L	PLACE	MANAGER
AAA	Omaha	81-60	1st*	Ron Johnson
AA	Wichita	83-57	1st*	John Mizerock
A+	Wilmington	77-61	1st**	Jeff Garber
A	Charleston	61-80	3rd	Tom Poquette
A	Spokane	44-32	1st*	Kevin Long
R	GCL Royals	33-27	1st*	Andre David
R	Salcedo Royals	26-42	3rd	Oscar Martinez

2000	TEAM	W-L	PLACE	MANAGER
AAA	Omaha	64-79	3rd	John Mizerock
AA	Wichita	76-61	1st*	Keith Bodie
A+	Wilmington	63-76	3rd	Jeff Garber
A	Charleston	53-80	7th	Joe Szekely
A	Spokane	38-38	3rd	Tom Poquette
R	GCL Royals	20-40	4th	Karkovice, David
R	Salcedo Royals	24-44	5th	Oscar Martinez

2001	TEAM	W-L	PLACE	MANAGER
AAA	Omaha	70-74	3rd*	John Mizerock
AA	Wichita	79-58	1st*	Keith Bodie
A+	Wilmington	78-62	1st*	Jeff Garber
A	Burlington	55-79	7th	Joe Szekely
A	Spokane	22-54	4th	Tom Poquette
R	GCL Royals	20-40	4th	Lino Diaz
R	Salcedo Royals	32-42	6th	Julio Bruno

2002	TEAM	W-L	PLACE	MANAGER
AAA	Omaha	76-68	2nd	Bucky Dent
AA	Wichita	80-59	1st*	Keith Bodie
A+	Wilmington	89-51	1st*	Jeff Garber
A	Burlington	68-71	4th*	Joe Szekely
A	Spokane	29-47	3rd	Tom Poquette
R	GCL Royals	22-38	4th	Lloyd Simmons
R	Salcedo Royals	21-55	5th	Julio Bruno

2003	TEAM	W-L	PLACE	MANAGER
AAA	Omaha	70-73	4th	Mike Jirschele
AA	Wichita	71-69	3rd*	Keith Bodie
A+	Wilmington	80-60	1st*	Billy Gardner
A	Burlington	64-74	7th	Joe Szekely
R	AZL Royals 1	36-19	2nd*	Lloyd Simmons
R	AZL Royals 2	32-22	3rd	Kevin Boles
R	Salcedo Royals	20-44	7th	Julio Bruno

2004	TEAM	W-L	PLACE	MANAGER
AAA	Omaha	71-73	3rd	Mike Jirschele
AA	Wichita	73-66	2nd	Frank White
A+	Wilmington	77-62	1st*	Billy Gardner
A	Burlington	56-84	8th	Jim Gabella
R	Idaho Falls	42-34	2nd*	Brian Rupp
R	AZL Royals	29-27	5th	Lloyd Simmons
R	Salcedo Royals	49-14	1st	Julio Bruno

*Clinched playoff berth

League championships in **bold**

+Brian Poldberg, Kevin Long & Darrell Evans managed the 1998 Wilmington Blue Rocks

^Wilmington & Myrtle Beach declared 1999 co-champions in Carolina League due to the threat of Hurricane Floyd

MINOR LEAGUE AFFILIATE YEAR-BY-YEAR (CONT.)

2005 TEAM	W-L	PLACE	MANAGER
AAA Omaha	72-72	2nd	Mike Jirschele
AA Wichita	68-72	4th	Frank White
A+ High Desert	75-65	T-1st*	Billy Gardner
A Burlington	65-75	T-7th	Jim Gabella
R Idaho Falls	34-42	4th	Brian Rupp
R AZL Royals	34-22	2nd	Lloyd Simmons
R Salcedo Royals	45-12	1st*	Julio Bruno

2006 TEAM	W-L	PLACE	MANAGER
AAA Omaha	53-91	4th	Mike Jirschele
AA Wichita	77-62	1st*	Frank White
A+ High Desert	73-67	2nd*	Jeff Carter
A Burlington	64-73	T-5th	Jim Gabella
R Idaho Falls	40-36	2nd*	Brian Rupp
R AZL Royals	36-20	2nd	Lloyd Simmons
R Salcedo Royals	47-21	1st	Julio Bruno

2007 TEAM	W-L	PLACE	MANAGER
AAA Omaha	73-71	3rd	Mike Jirschele
AA Wichita	56-84	4th	Tony Tijerina
A+ Wilmington	75-62	1st*	John Mizerock
A Burlington	61-77	7th	Jim Gabella
R Idaho Falls	46-30	1st*	Brian Rupp
R AZL Royals	28-28	T-4th	Lloyd Simmons
R Burlington	38-30	2nd	Darryl Kennedy
R DSL Royals	39-29	3rd	Jose Mejia

2008 TEAM	W-L	PLACE	MANAGER
AAA Omaha	63-81	3rd	Mike Jirschele
AA NW Arkansas	75-65	2nd*	Brian Poldberg
A+ Wilmington	69-71	2nd*	Darryl Kennedy
A Burlington	73-65	2nd*	Brian Rupp
R Idaho Falls	33-43	4th	Jim Gabella
R AZL Royals	23-33	6th	Julio Bruno
R Burlington	24-41	5th	Tony Tijerina
R DSL Royals	35-33	T-4th	Jose Mejia

2009 TEAM	W-L	PLACE	MANAGER
AAA Omaha	64-80	4th	Mike Jirschele
AA NW Arkansas	73-67	2nd*	Brian Poldberg
A+ Wilmington	84-55	1st*	Brian Rupp
A Burlington	64-75	5th*	Jim Gabella
R Idaho Falls	43-31	2nd	Darryl Kennedy
R AZL Royals	20-35	6th	Julio Bruno
R Burlington	24-44	5th	Nelson Liriano
R DSL Royals	26-41	10th	Jose Mejia

2010 TEAM	W-L	PLACE	MANAGER
AAA Omaha	81-63	3rd	Mike Jirschele
AA NW Arkansas	86-54	1st*	Brian Poldberg
A+ Wilmington	68-70	3rd	Brian Rupp
A Burlington	46-90	8th	Jim Gabella
R Idaho Falls	27-49	4th	Brian Buchanan
R AZL Royals	31-25	2nd	Darryl Kennedy
R Burlington	34-34	T-2nd*	Nelson Liriano
R DSL Royals	35-35	7th	Jose Mejia

2011 TEAM	W-L	PLACE	MANAGER
AAA Omaha	79-63	1st*	Mike Jirschele
AA NW Arkansas	73-64	1st*	Brian Poldberg
A+ Wilmington	66-72	3rd	Brian Rupp
A Kane County	65-74	5th*	Vance Wilson
R Idaho Falls	33-43	3rd	Brian Buchanan
R AZL Royals	22-34	4th	Darryl Kennedy
R Burlington	24-44	5th	Nelson Liriano
R DSL Royals	46-24	1st*	Jose Mejia

2012 TEAM	W-L	PLACE	MANAGER
AAA Omaha	83-61	1st*	Mike Jirschele
AA NW Arkansas	58-81	4th	Brian Poldberg
A+ Wilmington	66-74	2nd*	Vance Wilson
A Kane County	68-72	5th	Brian Buchanan
R Idaho Falls	35-41	T-3rd	Omar Ramirez
R AZL Royals	23-32	3rd	Darryl Kennedy
R Burlington	41-25	1st*	Tommy Shields
R DSL Royals	41-27	2nd	Jose Mejia

2013 TEAM	W-L	PLACE	MANAGER
AAA Omaha	70-74	1st*	Mike Jirschele
AA NW Arkansas	59-81	4th	Brian Poldberg
A+ Wilmington	63-77	3rd	Vance Wilson
A Lexington	68-70	5th	Brian Buchanan
R Idaho Falls	41-35	1st*	Omar Ramirez
R AZL Royals	22-33	4th	Darryl Kennedy
R Burlington	29-38	4th	Tommy Shields
R DSL Royals	41-29	2nd	Ramón Martínez

2014 TEAM	W-L	PLACE	MANAGER
AAA Omaha	76-67	1st*	Brian Poldberg
AA NW Arkansas	53-87	4th	Vance Wilson
A+ Wilmington	65-72	T-3rd	Darryl Kennedy
A Lexington	57-83	6th	Brian Buchanan
R Idaho Falls	38-38	3rd	Omar Ramirez
R Burlington	28-40	5th	Tommy Shields
R DSL Royals	42-28	1st	Jose Gualdrón

2015 TEAM	W-L	PLACE	MANAGER
AAA Omaha	80-64	T-2nd	Brian Poldberg
AA NW Arkansas	69-70	2nd*	Vance Wilson
A+ Wilmington	62-77	4th*	Brian Buchanan
A Lexington	58-80	6th	Omar Ramirez
R Idaho Falls	38-38	3rd*	Justin Gemoll
R AZL Royals	40-16	1st*	Darryl Kennedy
R Burlington	31-37	4th	Scott Thorman
R DSL Royals	29-43	5th	Jose Gualdrón

2016 TEAM	W-L	PLACE	MANAGER
AAA Omaha	58-82	4th	Brian Poldberg
AA NW Arkansas	65-75	4th*	Vance Wilson
A+ Wilmington	54-84	4th	Jamie Quirk
A Lexington	52-87	7th	Omar Ramirez
R Idaho Falls	40-36	1st	Justin Gemoll
R AZL Royals	31-24	1st*	Darryl Kennedy
R Burlington	42-26	1st*	Scott Thorman
R DSL Royals	48-21	2nd	Miguel Bernard

2017 TEAM	W-L	PLACE	MANAGER
AAA Omaha	69-72	3rd	Brian Poldberg
AA NW Arkansas	67-73	3rd*	Vance Wilson
A+ Wilmington	67-72	4th	Jamie Quirk
A Lexington	62-75	6th	Scott Thorman
R Idaho Falls	33-43	4th	Justin Gemoll
R AZL Royals	26-30	4th	Darryl Kennedy
R Burlington	29-39	5th	Omar Ramirez
R DSL Royals	30-40	6th	Miguel Bernard

2018 TEAM	W-L	PLACE	MANAGER
AAA Omaha	66-74	3rd	Brian Poldberg
AA NW Arkansas	70-70	3rd	Mike Rojas
A+ Wilmington	68-72	3rd	Darryl Kennedy
A Lexington	76-60	1st*	Scott Thorman
R Idaho Falls	43-33	T-2nd	Omar Ramirez
R AZL Royals	22-30	5th	Tony Peña Jr.
R Burlington	25-43	5th	Brooks Conrad
R DSL Royals 1	36-32	4th	Ramón Martínez
R DSL Royals 2	25-47	6th	Onil Joseph

2019 TEAM	W-L	PLACE	MANAGER
AAA Omaha	59-80	8th	Brian Poldberg
AA NW Arkansas	57-81	4th	Darryl Kennedy
A+ Wilmington	82-56	1st*	Scott Thorman
A Lexington	68-70	3rd*	Brooks Conrad
R Idaho Falls	34-41	4th*	Omar Ramirez
R AZL Royals	33-23	T-1st	Tony Peña Jr.
R Burlington	39-29	2nd*	Chris Widger
R DSL Royals 1	41-29	1st*	Ramón Martínez
R DSL Royals 2	30-41	5th	Sergio de Luna

2020 NO MINOR LEAGUE SEASON

*Clinched playoff berth
League championships in bold

MINOR LEAGUE AFFILIATE YEAR-BY-YEAR (CONT.)

2021	TEAM	W-L	PLACE	MANAGER	2023	TEAM	W-L	PLACE	MANAGER
AAA	Omaha	73-56	2nd	Brian Poldberg	AAA	Omaha	68-77	9th	Mike Jirschle
AA	NW Arkansas	64-55	2nd*	Scott Thorman	AA	NW Arkansas	64-74	5th	Tommy Shields
A+	Quad Cities	77-41	1st*	Chris Widger	A+	Quad Cities	55-77	6th	Brooks Conrad
A	Columbia	48-71	4th	Brooks Conrad	A	Columbia	66-65	4th	Tony Peña Jr.
R	ACL Blue	20-34	6th	Omar Ramirez	R	ACL Royals	31-25	T-2nd	Jesus Azuaje
R	ACL Gold	20-33	5th	Andre David	R	DSL Blue	29-25	3rd	Ramón Martínez
R	DSL Blue	32-20	1st	Ramón Martínez	R	DSL Gold	22-32	8th	Sergio De Luna
R	DSL White	20-32	7th	Sergio De Luna					

*Clinched playoff berth

League championships in **bold**

2022	TEAM	W-L	PLACE	MANAGER
AAA	Omaha	71-78	7th	Scott Thorman
AA	NW Arkansas	58-79	5th	Chris Widger
A+	Quad Cities	54-78	6th	Brooks Conrad
A	Columbia	52-79	6th	Tony Peña Jr.
R	ACL Royals	25-30	6th	Omar Ramirez
R	DSL Glass	31-28	4th	Ramón Martínez
R	DSL Stewart	17-43	8th	Sergio De Luna

MINOR LEAGUE AFFILIATES

37 COMBINED LEAGUE CHAMPIONSHIPS

CLASS	AFFILIATE NAME	YEARS	LEAGUE	LOCATION	CHAMPIONSHIPS
AAA	Omaha Storm Chasers	2011-current	International	Omaha, Neb.	2011, 13, 14
AAA	Omaha Golden Spikes	1999-2001	Pacific Coast	Omaha, Neb.	-
AAA	Omaha Royals	1969-98, 2002-10	American Association*	Omaha, Neb.	1969, 70, 78, 90
AA	NW Arkansas Naturals	2008-current	Texas	Springdale, Ark.	2010, 21
AA	Wichita Wranglers	1995-2007	Texas	Wichita, Kan.	1999
AA	Memphis Chicks	1984-94	Southern	Memphis, Tenn.	1990
AA	Jacksonville Suns	1972-83	Southern	Jacksonville, Fla.	-
AA	Elmira Pioneers	1969-71	Eastern	Elmira, N.Y.	1971
A+	Quad Cities River Bandits	2021-current	Midwest	Davenport, Iowa	2021
A+	High Desert Mavericks	2005-06	California	Adelanto, Calif.	-
A+	Wilmington Blue Rocks	1993-2004, 07-20	Carolina	Wilmington, Del.	1994, 96, 98, 99, 2019
A+	Baseball City Royals	1988-92^	Florida State	Haines City, Fla.	-
A	Columbia Fireflies	2021-current	Carolina	Columbia, S.C.	-
A	Lexington Legends	2013-20	South Atlantic	Lexington, Ky.	2018, 19
A	Kane County Cougars	2011-12	Midwest	Geneva, Ill.	-
A	Burlington Bees	2001-10	Midwest	Burlington, Iowa	2008
A	Charleston Alley Cats	1999-2000	South Atlantic	Charleston, W. Va.	-
A	Lansing Lugnuts	1996-98	Midwest	Lansing, Mich.	1997
A	Spokane Indians	1995-2002	Northwest	Spokane, Wash.	1999
A	Sultans of Springfield	1995	Midwest	Springfield, Ill.	-
A	Rockford Royals	1993-94	Midwest	Rockford, Ill.	-
A	Virginia Generals	1988	Carolina	Hampton, Va.	-
A	Appleton Foxes	1987-92	Midwest	Appleton, Wis.	-
A	Eugene Emeralds	1984-94+	Northwest	Eugene, Ore.	-
A	Charleston Royals	1980-84	South Atlantic	Charleston, S.C.	-
A	Fort Myers Royals	1978-87	Florida State	Fort Myers, Fla.	1985
A	Daytona Islanders	1977	Florida State	Daytona, Fla.	-
A	Waterloo Royals	1971-76	Midwest	Waterloo, Iowa	1975, 76
A	San Jose Royal Bees	1970-74	California	San Jose, Calif.	-
A	Waterloo Hawks	1969-70	Midwest	Waterloo, Iowa	-
A	Winnipeg Goldeyes	1969	Northern	Winnipeg, Canada	-
A	Hi-Toms	1968-69	Carolina	High Point, N.C.	1968
A	Corning Royals	1968-69	New York-Penn	Corning, N.Y.	-
A	Dubuque Royals	1968	Midwest	Dubuque, Iowa	-
R	ACL Royals	2008-current	Arizona Complex	Surprise, Ariz.	-
R	Dominican Royals	2007-current	Dominican Summer	La Caoba Guerra	2019
R	Burlington Royals	2007-20	Appalachian	Burlington, N.C.	-
R	Idaho Falls Chukars	2004-20	Pioneer	Idaho Falls, Idaho	2013, 19
R	Gulf Coast Royals	1990-2002	Gulf Coast	Davenport, Fla.%	1992, 95
R	Salcedo Royals	1989-2006	Dominican Summer	Salcedo, D.R.	-
R	Boardwalk Royals	1988-89	Gulf Coast	Haines City, Fla.	-
R	Butte Copper Kings	1982-83	Pioneer	Butte, Mont.	-
R	Sarasota Blues	1979-81	Gulf Coast	Sarasota, Fla.	-
R	Sarasota Golds	1979-81	Gulf Coast	Sarasota, Fla.	-
R	Academy Royals	1971, 74	Gulf Coast	Sarasota, Fla.	1971
R	Billings Mustangs	1970-73	Pioneer	Billings, Mont.	1973
R	Florida Royals	1969, 71, 81-84	Gulf Coast	Fort Myers, Fla.	1971
R	Arizona Royals	1969, 2003-07	Arizona	Surprise, Ariz.	2003
R	Kingsport Royals	1969-73	Appalachian	Kingsport, Tenn.	1973

*Entered the Pacific Coast League in 1998

+Was classified as a rookie team from 1984-85

%Played in Fort Myers, Fla. from 1993-98

^Was Class A affiliate from 1988-89; Class A+ established in 1990

MINOR LEAGUE AFFILIATE SCHEDULES

OMAHA STORM CHASERS

TRIPLE-A INTERNATIONAL LEAGUE



MARCH/APRIL

29-31	vs. Iowa
2-7	at Columbus
9-14	vs. Gwinnett
16-21	at Nashville
23-28	vs. Indianapolis
30	at Iowa

JUNE

1-2	at Indianapolis
4-9	vs. Memphis
11-16	at Toledo
18-23	vs. Louisville
25-30	at Columbus

AUGUST

1-4	at Rochester
6-11	vs. Iowa
13-18	vs. Louisville
20-25	at Buffalo
27-31	vs. St. Paul

MAY

1-5	at Iowa
7-12	vs. Jacksonville
14-19	at St. Paul
21-26	vs. Columbus
27-31	at Indianapolis

JULY

1-3	vs. Iowa
4-6	at Iowa
9-14	vs. Toledo
19-21	vs. Indianapolis
23-28	at St. Paul

SEPTEMBER

1	vs. St. Paul
3-8	at Memphis
10-15	vs. Toledo
17-22	at Louisville

NORTHWEST ARKANSAS NATURALS

DOUBLE-A TEXAS LEAGUE



APRIL

5-7	vs. Tulsa
9-14	at San Antonio
16-21	vs. Midland
23-28	at Tulsa
30	vs. Wichita

JUNE

1-2	at Tulsa
4-9	vs. Wichita
11-16	at Springfield
18-23	vs. Tulsa
25-30	at Wichita

AUGUST

1-4	at Wichita
6-11	at Amarillo
13-18	vs. Corpus Christi
20-25	at Arkansas
27-31	vs. Frisco

MAY

1-5	vs. Wichita
7-12	vs. Springfield
14-19	at Arkansas
21-26	vs. Amarillo
27-31	at Tulsa

JULY

1-3	vs. Springfield
4-6	at Springfield
9-14	at Frisco
19-21	vs. Tulsa
23-28	vs. Arkansas
30-31	at Wichita

SEPTEMBER

1	vs. Frisco
3-8	at Springfield
10-15	vs. Arkansas

QUAD CITIES RIVER BANDITS

HIGH-A MIDWEST LEAGUE



APRIL

5-7	vs. South Bend
9-14	at West Michigan
16-21	vs. Peoria
23-28	at South Bend
30	at Beloit

JUNE

1-2	vs. South Bend
4-9	at Wisconsin
11-16	vs. Beloit
18-23	at Great Lakes
25-30	at Peoria

AUGUST

1-4	at Peoria
6-11	vs. Wisconsin
13-18	at Beloit
20-25	vs. Lansing
27-31	at Wisconsin

MAY

1-5	at Beloit
7-12	vs. Wisconsin
14-19	at Cedar Rapids
21-26	vs. Dayton
28-31	vs. South Bend

JULY

1-3	vs. Cedar Rapids
4-6	at Cedar Rapids
9-14	vs. Peoria
19-21	at South Bend
23-28	vs. Cedar Rapids
30-31	at Peoria

SEPTEMBER

1	at Wisconsin
3-8	vs. Beloit

COLUMBIA FIREFLIES

CLASS-A CAROLINA LEAGUE



APRIL

5-7	at Augusta
9-14	vs. Myrtle Beach
16-21	at Charleston
23-28	vs. Augusta
30	at Carolina

JUNE

1-2	at Kannapolis
4-9	vs. Fayetteville
11-16	at Myrtle Beach
18-23	vs. Carolina
25-30	at Kannapolis

AUGUST

1-4	at Fayetteville
6-11	vs. Kannapolis
13-18	at Myrtle Beach
20-25	vs. Fredericksburg
27-31	at Augusta

MAY

1-5	at Carolina
7-12	vs. Salem
14-19	vs. Charleston
21-26	at Delmarva
27-31	at Kannapolis

JULY

1-3	vs. Augusta
4-6	at Augusta
9-14	at Charleston
19-21	vs. Myrtle Beach
23-28	vs. Lynchburg
30-31	at Fayetteville

SEPTEMBER

1	at Augusta
3-8	vs. Charleston



MIKE JIRSCHLE

MANAGER

Mike Jirschele will spend his 33rd season with the Royals organization as the Manager of the Storm Chasers, after in 2023, he reclaimed the helm he held from 1995-97 and 2003-13. He spent the 2022 season as the Bench Coach of the Double-A Northwest Arkansas Naturals. In 2021, he was the Bench Coach in Quad Cities, while he served as a Special Assistant to the General Manager in 2020. Jirschele was on the Royals coaching staff as the Third Base Coach from 2014-19 and won the World Series in 2015.

On April 8, 2023, Jirsch led the Storm Chasers to a 13-8 win over the Toledo Mudhens (Detroit), cementing his legacy with his 1,000th managerial victory for the Omaha franchise.

He previously managed the Triple-A Omaha franchise from 1995-97 and 2003-13, leading the team to four division titles, three-straight trips to the Pacific Coast League championship round (2011-13), two PCL titles (2011, 2013) and a Triple-A Championship in 2013. He earned the 2011 **Mike Coolbaugh** Award for outstanding baseball work ethic, knowledge of the game and skill in mentoring young players on the field. Prior to his 11-year stint with Omaha, he served as the Royals Minor League Infield Coordinator for four years (1998-2002), while he held managerial positions with Wilmington (1994), Rockford (1993) and the Gulf Coast Royals (1992). Jirschele was originally selected by the Texas Rangers in the 5th round of the 1977 MLB June Amateur Draft and played in 999 minor league games over 13-plus seasons in the Rangers and Royals systems.

Mike and his wife, Sheri, reside in Clintonville, Wisc., during the offseason. The couple has three children: Jeremy, Jennifer and Justin; and 10 grandchildren: Keagen, Taelyn, Paetyn, Taetym, Rielyn, Parker, Paxton, Pierce, Blake and Mac. His son, Justin, is a manager in the Chicago White Sox system.



DANE JOHNSON

PITCHING COACH

Dane Johnson enters his fifth season in the Royals organization after serving as a Pitching Consultant for the Miami Marlins in 2019. This is his 25th season in coaching, including 19 years in the Toronto Blue Jays organization as a Minor League Pitching Coach from 2000-03, Pitching Coordinator from 2004-14 and Major League Bullpen Coach from 2015-18. That followed a playing career which included parts of three seasons in the Majors with the Chicago White Sox (1994), Blue Jays (1996) and Oakland Athletics (1997). Johnson and his wife, Gina, reside in Palm Harbor, Fla. They have two children: a daughter, Madison (32), and son, Cobi (28).



BIJAN RADEMACHER (bi-ZHON RAH-de-moch-err)

HITTING COACH

Bijan Rademacher joined the Royals in 2023 as Omaha's Hitting Coach and is returning for his second season in that role after spending the previous two years with the Arizona Diamondbacks as their Minor League Hitting Coordinator (2021) and ACL Hitting Coach (2022). Prior to coaching, he enjoyed a seven-year minor league playing career with the Cubs, in which he posted a .280/.361/.402 slashline over 702 career games. He most recently played for the Tomateros de Culiacán of the Mexican Pacific Winter League in the 2019 offseason. Rademacher lives in Tempe, Ariz., with his wife, Melissa.



DAVID NOWORYTA

ASSISTANT HITTING COACH

David Noworyta will serve as the Assistant Hitting Coach for Triple-A Omaha in 2024 after spending the 2023 season as the Bench Coach for the Storm Chasers. David made his coaching debut in 2022 as the River Bandits Asst. Hitting Coach. Noworyta enjoyed a four-year professional career, spanning three minor league seasons in the Detroit Tigers organization from 2018-20, and one with the Independent League Billings Mustangs in 2021. Before signing with Detroit in 2018, Noworyta graduated from the University of Hawaii with a bachelor's degree in communications and journalism, and played in parts of three seasons for their baseball team. Noworyta

attended Holy Cross Academy (N.J.), where he played baseball and basketball, and was selected by the Royals in the 37th round of the 2014 MLB First-Year Player Draft. His father, Steve, used to be a Special Assistant to Player Development for the Philadelphia Phillies. Noworyta resides in Hainesport, N.J. in the offseason.

OMAHA STORM CHASERS (CONT.)



DAVE LUNDQUIST

ASSISTANT PITCHING COACH

Dave Lundquist joins the Royals in 2024 and will be the Assistant Pitching Coach at Triple-A Omaha. Most recently, Dave was the Bullpen Coach for the Philadelphia Phillies, a role he held from 2021-23. Prior to that, he was the Assistant Pitching Coach at the Major League level from Nov. 2018-2020. Lundquist spent 11 years on the Phillies player development staff as a Pitching Coach for Triple-A Lehigh Valley (2016-18), Double-A Reading (2013-15), High-A Clearwater (2009-12) and Low-A Lakewood (2008). Prior to joining the Phillies, he worked three seasons in Pittsburgh's minor league system as a coach for Low-A Hickory (2006-07) and Single-A Williamsport (2005). Dave and his wife, Cheryl, reside in Swedesboro, N.J., and were married on Jan. 27, 2024.



TRIPP KEISTER

ASSISTANT COACH

Tripp Keister joins the Royals in 2024 as the Assistant Coach for Triple-A Omaha. Keister most recently acted as the Bench Coach for Double-A Frisco in the Texas Rangers organization. Prior to that, he spent 11 seasons with the Washington Nationals as their Double-A Harrisburg Manager, a role he held for two seasons after a six-year run as the Manager at High-A Fredericksburg/Potomac. Keister led the Potomac Nationals to three postseason appearances, in 2014, '16 and '18. He began his professional managing career in 2012 with the GCL Nationals after spending the previous 16 years as a coach at the collegiate level at Wesley College (Del.), the University of South Carolina and Delaware State University. Prior to managing, he served as an Area Scout for the Padres. As a player, Keister was selected by the Mets in the 33rd round of the 1992 Draft and played four seasons in the minors.



JAMES STONE

ATHLETIC TRAINER

James Stone enters his sixth season as the Athletic Trainer at Omaha, after serving the previous seven seasons at Wilmington, including the 2015 season, in which he was named Carolina League Athletic Trainer of the Year. He joined the Kansas City organization in 2010 as the trainer for Low-A Burlington. Stone came to the Royals after spending one season with the Central Valley Coyotes (Fresno, Calif.) in Arena Football 2. He worked the previous three seasons in the Florida Marlins organization, with stops in Jupiter (2008), Greensboro (2007) and Jamestown (2006). Stone won New York-Penn League Trainer of the Year honors in 2006. He was the Strength for the Baltimore Orioles Class-A affiliate, the Delmarva Shorebirds, in 2005. Stone graduated with a bachelor's degree in kinesiology from Cal State-Northridge. He resides in Simi Valley, Calif., with his dog, Ozzie.



DANIEL ACCOLA

ASSISTANT ATHLETIC TRAINER

Daniel Accola enters his first season as the Assistant Athletic Trainer for Omaha. He spent the last two seasons as the Athletic Trainer for the Northwest Arkansas Naturals, and spent the 2021 season at Quad Cities in a similar role. He was slated to serve in that role with Wilmington in 2020. He previously filled those roles with Lexington in 2019, Burlington from 2017-18 and with Surprise in 2016. Accola graduated from the University of Central Missouri in 2014 and previously held an athletic training internship with the Denver Broncos in 2013. He is supported by his wife, Kayla, and their two kids, Gracie and Lucas.



C.J. MIKKELSEN

STRENGTH & CONDITIONING COACH

C.J. Mikkelsen will serve as the Strength & Conditioning Coach for Omaha for the first time after spending each of the last three years in the same role at Northwest Arkansas. He was slated to fill that same role at Idaho Falls in 2020. He graduated in December 2019 with a master's degree in sports physiology from Texas A&M University, where he also worked as a Sports Performance Graduate Intern. Mikkelsen earned his bachelor's degree in exercise and wellness from Arizona State University in 2016. He resides in Desert Hills, Ariz.



MIKE BROWN

COORDINATOR OF CLUBHOUSE OPERATIONS

Mike Brown will serve as the Coordinator of Clubhouse Operations in Omaha for the sixth straight season. This will be his 16th year overall in Omaha, including roles as the Visiting Clubhouse Manager, the Home Clubhouse Assistant and as the Home Clubhouse Manager. Brown graduated from Northwest Missouri State University with a degree in parks & rec. management. He and his wife, Sherri, live in Omaha, Neb. with their dog, Cupcake.



TOMMY SHIELDS

MANAGER

After re-joining the Royals as the Omaha Bench Coach in 2022, **Tommy Shields** will lead the Naturals as their Manager for the second consecutive season in 2024. He previously served with Washington as Co-Field Coordinator from 2015-21. Shields worked with the Royals as Burlington's Manager from 2012-2014 and as a Special Assignment Scout during the same time. Prior to his stint in Kansas City, Shields was the Infield Coordinator in Atlanta from 2006-2011 and was also Field Coordinator from 2007-2010. Prior to Atlanta, Shields worked for the Cardinals as a scout from 1999-2005, and managed their Low-A New Jersey affiliate in 2002-04. Shields

began his coaching career in Baltimore's organization, managing two rookie clubs in the Gulf Coast League (1996) and Bluefield (1995), Low-A Delmarva in 1997 and High-A Frederick in 1998. Shields' nine-year playing career covered stints in Pittsburgh, Baltimore and the Chicago Cubs. He reached the Majors with Baltimore in 1992 and Chicago in 1993. Shields resides in Lititz, Pa. with his wife, Melonni, and they have four kids: Kelsey, Derrick, Samantha and Connor.



LARRY CARTER

PITCHING COACH

Following a three-year stint as the Royals Major League Bullpen Coach, **Larry Carter** returns to Northwest Arkansas for the second consecutive season in 2024, where he served as the Pitching Coach from 2008-12. This season will be the 27th with the Royals for "LC", continuing a career that began with Low-A Lansing in 1998. Carter was the 2014 **Dick Howser** Award winner as the Pitching Coach for the Omaha Storm Chasers. Carter lives in Corinth, Texas with his wife, Jennifer and his sons, Matthew and Andrew.



ANDY LaROCHE

HITTING COACH

Andy LaRoche will return as the Hitting Coach in Northwest Arkansas for the second consecutive season after spending the previous two seasons in the same role with Quad Cities. He has previously worked one season in Omaha and another as the Hitting Coach in Burlington in 2019. He was slated to fill the same role with Wilmington in 2020. A 39th-round pick by the Los Angeles Dodgers in 2003, LaRoche had a six-year big league career with the Dodgers (2007-08), Pittsburgh (2008-10), Oakland (2011) and Toronto (2013). He continued playing minor league affiliate ball in 2014, before playing in Independent Leagues from 2015-16. LaRoche,

his wife, Kristen, and their daughters, Paige and Tatum, reside in Sarasota, Fla.



CHRIS NELSON

ASSISTANT HITTING COACH

Chris Nelson enters his seventh season in the Royals organization and first as the Assistant Hitting Coach at Northwest Arkansas after spending the 2023 season as the Bench Coach with Quad Cities. Prior to 2023, he spent the 2022 season with Columbia as the Assistant Hitting Coach and the 2021 season in Surprise as the Head Hitting Coach. He was slated to be the Hitting Coach at Idaho Falls in 2020, after coaching at Northwest Arkansas and Omaha. Nelson resides in Lawrenceville, Ga. with his wife, Brittany, and two kids: Christopher (9) and Bella Rose (6).



SAM EADES

ASSISTANT PITCHING COACH

Sam Eades joins the Royals in 2024 as the Northwest Arkansas Assistant Pitching Coach. Prior to this year, he worked at Tread Athletics as a Performance Physiologist from June 2022-24. He also served as the Bullpen Coach for the Adelaide Giants in Australia and as a High Performance Coach for Baseball SA in Adelaide, Australia. Eades graduated from Missouri Valley College with a degree in kinesiology and exercise science in 2022.

NORTHWEST ARKANSAS NATURALS (CONT.)



KEVIN KUNTZ

ASSISTANT COACH

Kevin Kuntz enters his 12th season with the Royals, returning to the coaching staff in Northwest Arkansas for his second season with the Naturals as an Assistant Coach after spending 2022 in Quad Cities and 2021 with Surprise. This followed a five-year stint in the Royals front office, serving as a Baseball Operations Coordinator from 2019-20, a Baseball Operations Assistant from 2017-18 and as an Intern in 2016. He also served as a Coach at Burlington in 2015. Prior to that, Kuntz played two seasons (2013-14) in the Royals organization, with Burlington and Low-A Lexington. He was selected by the Royals in the 28th round of the 2013 First-Year Player Draft after playing four years at the University of Kansas. While at KU, he was a two-time team Gold Glove Award winner and set an NCAA record which still holds to this day in sacrifices per game (0.64) in 2013. He graduated from KU with a bachelor's degree in applied behavioral science. Kevin and his wife, Andrea, reside in Lehi, Utah, with their daughter, Alessandra.



BRAD GROLEAU

ATHLETIC TRAINER

Brad Groleau is entering his sixth year in the Royals organization and first as the Athletic Trainer for Northwest Arkansas. From 2022-23, he served as the Athletic Trainer for Quad Cities, where he was voted the Midwest League Athletic Trainer of the Year for the 2022 season. In the 2022 Arizona Fall League, Groleau was the Athletic Trainer for the champion Surprise Saguaros. Previously, he has worked in the same role for the Royals in Surprise (2021) and Burlington (2019-2020). He was a Graduate Assistant Athletic Trainer with the University of Nebraska Omaha from 2017-2019 and an intern for the Omaha Storm Chasers from 2017-2018. Groleau holds a master's degree in exercise science from the University of Nebraska Omaha and a bachelor's in athletic training from McKendree University (Ill.). He resides in Peru, Ill.



TED ELSNER

STRENGTH & CONDITIONING COACH

Ted Elsner will work his third season with the Royals, his first as the Strength & Conditioning Coach with Northwest Arkansas after spending the 2023 season in the same role with Columbia. In 2022, he served as Surprise's Strength & Conditioning Coach in his professional coaching debut. Prior to joining the Royals, Elsner appeared in parts of three seasons on the baseball team at Concordia University-St. Paul, where he also served as the Strength & Conditioning Intern.



CHRISTIAN ANDREAS

COORDINATOR OF CLUBHOUSE OPERATIONS

Christian Andreas is entering his fifth season with the Royals and first as the Coordinator of Clubhouse Operations with Double-A Northwest Arkansas. He previously served in that same role with Low-A Columbia the four previous seasons. In 2023, he was named the Carolina League Home Clubhouse Attendant of the Year.

Prior to joining the Royals organization, he was slated to be the Visiting Clubhouse Manager for the Carolina Mudcats in 2020, but did not report due to the COVID-19 pandemic. He spent the 2019 season as the Director of Clubhouse Operations for the Rocky Mountain Vibes, following a seven-year stint with the Colorado Springs Sky Sox as their Assistant Clubhouse Manager and Bat Boy. Andreas graduated with a bachelor's degree in sport management from Southern New Hampshire University in February 2021 and resides in Columbia, S.C. in the offseason.

QUAD CITIES RIVER BANDITS

QUAD CITIES RIVER BANDITS 2023: 55-77

HIGH-A MIDWEST LEAGUE MODERN WOODMEN PARK | DAVENPORT, IOWA
PR CONTACT: KYLE KERCHEVAL, KYLE@RIVERBANDITS.COM



BROOKS CONRAD

MANAGER

Brooks Conrad will manage the River Bandits for the third consecutive season after managing the Columbia Fireflies in their first season as a Royals affiliate in 2021. He led the club's Lexington affiliate to the South Atlantic League title in 2019. Following the 2019 season, he was honored with the **Dick Howser** Award, which is given annually to one player development employee for outstanding contributions to the organization. Conrad was slated to lead Lexington again in 2020 before the season was canceled. He joined the Royals organization as First Base Coach at Burlington in 2017, before serving as Manager there in 2018. His coaching career follows a playing career in which he played parts of six seasons in the Majors with Oakland (2008), Atlanta (2009-11), Milwaukee (2012), Tampa Bay (2012) and San Diego (2014). He was selected in the 8th round of the 2001 Draft by Houston, where he played seven seasons in the minors before making his Major League debut with Oakland. The infielder also played a season (2013) in Japan for the Hanshin Tigers, and played for the Mets Triple-A affiliate in 2015. Conrad and his wife, Jessie, reside in Gilbert, Ariz., with children: Jax, Reese, Tate and Britt.



DERRICK LEWIS

PITCHING COACH

Derrick Lewis is in his fifth season with the Royals organization and second as Pitching Coach at Quad Cities after spending the previous three seasons in the same role with Northwest Arkansas. He spent the previous 16 seasons in the Atlanta Braves organization, including the last two as the Pitching Coordinator. He played seven seasons in the Braves organization from 1997-2003, after being selected in the 20th round of the 1997 Draft. Lewis and his wife, Roslyn, reside in Charlotte, N.C., with their daughter, Skye, and son, Lake.



RYAN POWERS

HITTING COACH

Ryan Powers is entering his fourth season with the Royals, and his second as the Hitting Coach for the River Bandits. He spent the 2022 season as the Assistant Hitting Coach in Omaha and the 2021 season as the Video Intern for Quad Cities. Prior to joining the Royals, Powers spent two seasons with the Miami Marlins as a Player Development Analyst in 2019, and their Minor League Video Coordinator in 2018. He has also held Minor League Video Intern roles with the Texas Rangers (2017) and the Los Angeles Angels (2015). Ryan graduated from Wartburg College in Waverly, Iowa, in 2014 with a degree in business administration with a concentration in sports management, and a leadership minor. Powers was a four-year starter at third base for the Knights and was a two-time All-Conference selection, two-time All-Region selection and was named to the ABCA/Rawlings All-America team in 2013. Ryan currently resides in Davenport, Iowa with his wife, Jackie, and puppy, Burreaux.



CHRISTOPHER CORBETT

ASSISTANT HITTING COACH

Christopher Corbett joins the Royals as an Assistant Hitting Coach at Quad Cities in 2024. Prior to joining the Royals, he was the Assistant Baseball Coach/Recruiting Coordinator at Randolph-Macon College (Va.) from Dec. 2021-Dec. 2023. He also spent time as a Hitting and Catching Instructor for Between The Lines (2018-23) and as an Assistant Baseball Coach at North Carolina Wesleyan College (2020-21), where he received his Master's of Business Administration. Prior to coaching, Corbett enjoyed three seasons with the San Francisco Giants as a catcher in their minor leagues from 2017-20, reaching as high as High-A San Jose in 2018-19. He graduated from Rollins College with a bachelor's degree in computer science and a minor in business management.

from Rollins College with



TAYLOR BLOYE

ASSISTANT PITCHING COACH

Taylor Bloye returned to the Royals as Columbia's Assistant Pitching Coach in 2023 and will serve in the same role for Quad Cities in 2024. Bloye played in Independent Leagues from 2018-20 before signing as a minor league free agent with the Royals in 2021. He pitched in 13 games for the ACL Royals (5) and Columbia (8) before returning to the Independent League ranks in 2022.

QUAD CITIES RIVER BANDITS (CONT.)



NEVAN DOMINGUEZ

ATHLETIC TRAINER

Nevan Dominguez joins the Quad Cities staff as their Athletic Trainer after two seasons in the same role for Columbia. He previously served in that role for the Surprise Royals (2020-21) and the Royals Dominican Academy (2018-19). He was the Major League Athletic Training Intern in 2017 and previously worked professional extreme sports events with the Red Bull Rampage and Red Bull Crashed Ice. He is a 2016 graduate of the University of New Mexico. He is a Certified Athletic Trainer through the BOC and a Certified Strength & Conditioning Specialist through the NSCA. He resides in Albuquerque, N.M. during the offseason.



CHAD GRAVENORST

STRENGTH & CONDITIONING COACH

Chad Gravenorst joins the Royals in 2024 as the Quad Cities Strength & Conditioning Coach. Prior to joining the Royals, he worked as a Biokineticist for Virgin Active South Africa, and as a Consultant for Major League Baseball. Chad was slated to be a Coach for Team South Africa in the 2020 World Baseball Classic qualifiers before the COVID-19 pandemic eliminated the tournament.



MATT RESAR

COORDINATOR OF CLUBHOUSE OPERATIONS

Matt Resar enters his fourth season as the Coordinator of Clubhouse Operations for the River Bandits, after spending the previous eight seasons as the Home Clubhouse Attendant for the Lexington Legends. Prior to joining the Royals organization, he worked for three years as the Director of Operations for the Florence Freedom. Resar has a master of education degree in sports administration from Xavier University and an MBA from East Carolina University.



Modern Woodmen Park, home of the Quad Cities River Bandits, sits on the banks of the Mississippi River in Davenport, Iowa, in the shadow of the Centennial Bridge. The ballpark first opened in 1931. Photo Credit: Quad Cities River Bandits



JESUS AZUAJE
MANAGER

Jesus Azuaje will serve as the Manager of the Columbia Fireflies in 2024 after serving in the same role for the Arizona Complex League Royals in 2023. Before that, he worked as the Hitting Coach for Columbia from 2021-22. He was also the Hitting Coach with Lexington from 2017-20, and the Hitting Coach at Burlington from 2015-16. Azuaje served as Latin America Field Coordinator for the Dodgers in 2014 and held the same role with Seattle in 2012. He coached for six years with the Mariners, including two seasons as Manager of the Arizona Mariners and the 2009 season as Hitting Coach at Low-A Clinton. He played for Cardenales de Lara in the Venezuelan Winter League for 13 seasons and has coached the team for nine seasons. Azuaje was an Appalachian League All-Star in 1993 with Cleveland and a Double-A All-Star in 1999 with the Brewers. He resides in Litchfield Park, Ariz., with wife, Glenis. They have two sons, Jesus Alberto and Samuel Alexander.



JOHN HABYAN
PITCHING COACH

John Habyan enters his fifth season in the Royals organization, and his third as the Pitching Coach for Columbia after holding the same position in Surprise in 2020 and 2021. Before that, he was the Pitching Coach at Hofstra University from 2015-18. Habyan was a 3rd round pick by Baltimore in 1982, and pitched in the Majors for 11 seasons with Baltimore (1985-88), the New York Yankees (1990-93), Kansas City (1993), St. Louis (1994-95), California (1995) and Colorado (1996). Following his days as a player, he led the baseball program at St. John the Baptist Diocesan High School (N.Y.) from 1998-2015. Habyan lives in Bluffton, S.C. with his wife, Bonnie, and daughter, Holly.



ARI ADUT
HITTING COACH

Ari (Ariel) Adut returns to Columbia as the Hitting Coach for his second season after joining the club in 2023. Adut spent the previous two seasons as a member of the Philadelphia Phillies organization as the GCL Hitting Coach (2021) and the High-A Jersey Shore BlueClaws Hitting Coach (2022). He began his coaching career in 2015 as the Assistant Coach at Los Angeles Valley College, where he coached from 2015-2019. While there, in 2019 he was hired by the New York Yankees to be a Hitting Coach in the Dominican Summer League affiliate, after he received interview opportunities from different organizations via Twitter.

Ari was cut from his high school baseball team his senior year then proceeded to attend Los Angeles Valley College where he became a two-year all conference starter under **Dave Mallas**. He caught the eye of scouts from D-II East Central University (Okla.) where he was offered an athletic scholarship and played two seasons (2013-15) under **Dino Rosato**, and he graduated with a Bachelor of Science in Kinesiology. While coaching at Los Angeles Valley College, Ari completed his Master of Arts in Kinesiology. Following East Central University (Okla.), Adut played two seasons of Independent League ball in Garden City (Kan.) of the Pecos League in 2015 and Alpine (Texas) of the Pecos League in 2015-2016. Ari lives in Orlando, Fla. with his wife, Denver, and kids, Lyla and Lane.



KYLE MacKINNON
ASSISTANT HITTING COACH

Kyle MacKinnon joins the Royals in 2024 as the Assistant Hitting Coach for the Columbia Fireflies. In 2023, he was a MiLB Apprentice Coach with the Astros after a brief stint with the Arizona Diamondbacks as a Minor League Coach. Prior to his professional baseball career, he was the Head Baseball Coach at McPherson College (Kan.) from 2021-23 following a stint as an Assistant Coach there from 2016-21.



SAM FREEMAN
ASSISTANT PITCHING COACH

Sam Freeman joins the Columbia Fireflies staff as a first-year Assistant Pitching Coach, following a 16-year professional career that included nine Major League seasons with St. Louis (2012-14), Texas (2015), Milwaukee (2016), Atlanta (2017-18), the Angels (2019) and Washington (2020). Freeman was briefly with the Royals in Triple-A Omaha in 2022, when he went 3-2 with a 1.50 ERA (6 ER in 36.0 IP) in what was his last season of affiliated ball. In 2023, he pitched for the Gastonia Honey Hunters of the Independent Atlantic League, where he was teammates with former-Royal **Sam Gaviglio**.

COLUMBIA FIREFLIES (CONT.)



KAZUMA FUKUZUMI

ATHLETIC TRAINER

Kazuma Fukuzumi is in his first season as the Athletic Trainer in Columbia after a two-year run in the same position for the Surprise Royals. Before that, he spent two seasons with the Dominican Summer League Royals, including the 2019 season as Assistant Athletic Trainer. He began with the organization as a Minor League Athletic Trainer Intern for the Northwest Arkansas Naturals in 2018. Fukuzumi earned his Bachelor's of Science in Athletic Training from State University of New York at Cortland. He has previous experience as a massage therapist in his native Osaka, Japan.



BRYCE HALL

STRENGTH & CONDITIONING COACH

Bryce Hall enters his third year with the Royals and first as the Strength & Conditioning Coach for Columbia. In 2023, Hall was a part-time S&C Coach with the Surprise Royals and he was the S&C Intern in 2022. Hall graduated from Grand Canyon University (Ariz.) in 2023 with a bachelor's degree in exercise science and sports performance, and is a certified S&C Conditioning Specialist with the NSCA.

2023 ORGANIZATION LEADERS

Batting Average

Player	Team(s)	AVG
1. Erick Torres	ACL Royals	.319
2. Daniel López	DSL RG/DSL RB	.310
3. Jorge Hernández	DSL RB	.310
4. Samad Taylor	OMA	.301
5. Peyton Wilson	NWA	.286

min. 3.1 PA/team game

Home Runs

Player	Team(s)	HR
1. Jorge Bonifacio	NWA	22
2. Juan Carlos Negret	QC	19
3. CJ Alexander	ACL Royals/OMA	19
4. Tyler Gentry	OMA	16
5. 5 tied		15

Runs Batted In

Player	Team(s)	RBI
1. Jorge Bonifacio	NWA	88
2. Cayden Wallace	QC/NWA	84
3. Tyler Gentry	OMA	71
4. Juan Carlos Negret	QC	70
5. Brett Squires	COL	65

Stolen Bases

Player	Team(s)	SB
1. Tyler Tolbert	NWA	50
2. Dairon Blanco	OMA	47
3. Samad Taylor	OMA	43
4. Jean Ramirez	COL/NWA	34
T5. Brett Squires	COL	32
T5. Daniel Vázquez	COL	32

Earned Run Average

Player	Team(s)	ERA
1. Félix Arronde	ACL Royals/COL	2.22
2. Mason Barnett	QC/NWA	3.30
3. Chandler Champlain	QC/NWA	3.33
4. Anthony Veneziano	NWA/OMA	3.55
5. Emmanuel Reyes	ACL Royals/COL	3.88

min 0.5 IP/team game

Wins

Player	Team(s)	W
1. Chandler Champlain	QC/NWA	11
T2. Cooper McKeegan	COL/QC	10
T2. Anthony Veneziano	NWA/OMA	10
4. 6 tied		7

Saves

Player	Team(s)	SV
1. Anderson Paulino	QC/NWA	12
2. Cooper McKeegan	COL/QC	11
3. John McMillon	COL/QC/NWA	10
T4. Steven Cruz	NWA/OMA	9
T4. Ben Sears	COL/QC	9

Strikeouts

Player	Team(s)	SO
1. Mason Barnett	QC/NWA	137
2. Andrew Hoffmann	QC/NWA	133
3. Noah Cameron	QC/NWA	132
4. Frank Mozzicato	COL/QC	130
5. Anthony Veneziano	NWA/OMA	127



LARRY SUTTON

MANAGER

Larry Sutton returns to the Royals organization in 2024 as the Manager of the ACL Royals. Sutton was drafted by Kansas City in the 21st round of the 1992 Draft out of the University of Illinois, and he made his MLB debut with the Royals in 1997. In 1994, Sutton was named the High-A Carolina League MVP after he slashed .306/.406/.542 (147-for-480, .948 OPS) in 129 games with Wilmington.

Sutton enjoyed a seven-year Major League career that included stops with the Royals (1997-99), Cardinals (2000-01), Athletics (2002) and the Marlins (2004) before playing three seasons in the Korean Baseball Organization through 2007. Sutton appeared in 252 Major League games and collected 23 doubles, 12 home runs, 78 RBI and 198 total bases.

Most recently, Sutton was the Manager of the Lotte Giants in Korea through Aug. 2023. He took the helm in May 2021 after he was promoted from his previous role as a Futures League coach.



MIGUEL BERNARD

BENCH COACH

Miguel Bernard will be the Bench Coach for the ACL Royals after spending the past two seasons as an Assistant Coach (2023) and an Assistant Hitting Coach (2022) with Surprise. He was with Surprise's staff as the Catching Coach for the Dominican Royals in 2021, a role he served in 2019. He was scheduled to manage the Surprise Royals in 2020. This will be his 11th season in the Royals organization, including eight with the Royals Dominican Academy, three as the Manager from 2016-18 and three as a Coach from 2013-15. Bernard joined the Royals after six years in the Toronto organization, where he served as a Scout and as Manager for the Blue Jays Dominican squad (2010-12). **Rene Francisco**, Kansas City's Sr. Vice President/Assistant General Manager of Major League and International Operations, was one of two Braves scouts who first signed Bernard in 1997. The catcher played in the Atlanta organization through 2005, reaching Triple-A. Bernard resides in San Pedro de Macoris, Dominican Republic.



JULIO PIMENTEL

PITCHING COACH

Julio Pimentel enters his seventh year in the Royals organization and sixth as the Pitching Coach in Surprise. In 2018, he was the Pitching Coach for the Dominican Royals. Prior to joining the Royals coaching staff, Pimentel played eight seasons in the minor leagues, including 2007 on the Royals 40-man roster, and participated in the Futures Game in 2008. He was signed as a non-drafted free agent by the Los Angeles Dodgers in 2003 out of La Romana, Dominican Republic. He makes his offseason home in Surprise, Ariz. with his wife, Shainna, and their three children: D'Angelo, Dominic and Dayanna.



JESÚS DELGADO

PITCHING COACH

Jesús Delgado joined the Royals as Surprise's Co-Pitching Coach in 2023 after spending the previous seven seasons with the Texas Rangers organization. He played 11 years in the minors with the Boston Red Sox, Florida Marlins, Seattle Mariners and Cincinnati Reds. He made his Major League debut with the Florida Marlins in 2008, the same year he participated in the Futures Game. After 11 years in organized baseball, he spent four seasons in the Mexican and Italian baseball leagues. Delgado resides in Surprise, Ariz. with his wife, Eneiry, and his two children, Eimy and Anthony.



RAMÓN CASTRO

HITTING COACH

Ramón Castro is entering his seventh season with the organization and sixth as the Surprise Hitting Coach, after serving in the same role from 2018-19. He was scheduled to be Burlington's Hitting Coach in 2020. Castro was an infielder during his playing days, spending 18 years in the minors with Atlanta, Oakland, Washington and San Francisco (1997-2014), making his Major League debut with the A's in 2004. He graduated from Universidad Católica Andrés Bello in Venezuela. Castro resides in Barquisimeto, Venezuela during the offseason with his wife, Maribel, and children, Alexander and Alejandro.



ALEJANDRO GOMEZ

HITTING COACH

Alejandro Gomez joined the Royals in 2023 as an Assistant Hitting Coach and will return as a Hitting Coach in 2024. He spent the 2022 season with California State University Northridge as a Director of Player Development. He has worked several internships throughout Major League Baseball, including in 2021 with San Diego (Sports Science), 2019 with Tampa Bay (MiLB and International Operations), 2019 Arizona Fall League (Stadium/Baseball Ops) and 2018 with the White Sox (Player Development). He served as the Bullpen Catcher for the National League in the 2016 MLB All-Star Game and for Team Venezuela in the 2017 World Baseball Classic.

Gomez transferred from Glendale Community College (Calif.), finishing his playing career at the University of San Diego. Gomez holds a B.A. in English from USD ('17) and an M.A. in English Studies from Arizona State University ('22). Gomez resides in Granada Hills, Calif., during the offseason.



JOEL RIVERA

ASSISTANT HITTING COACH

Joel Rivera is entering his fourth season with the Royals, and his first as the Assistant Hitting Coach for the ACL Royals. In 2023, he was the Assistant Hitting Coach after spending 2022 as the Assistant to Player Development. He started as an intern in August 2020 at the Urban Youth Academy in Kansas City, and then interned at the Royals Dominican Academy in January 2021, before beginning with a full-time role as Assistant to Dominican Operations in June of that same year. Prior to joining the Royals, Rivera graduated from Voorhees University, (S.C.), with a bachelor's degree in sports management in 2020. He was a four-year letter winner on the baseball

team. He was the first Latino in the history of Voorhees to become valedictorian. Rivera resides in his native Caguas, Puerto Rico with his parents, Jose, and Joann, and has two older brothers, Emmanuel, and Francisco.



KEN KNUTSON

REHAB PITCHING COACH

Ken Knutson joins the Royals in 2024 as the Rehab Pitching Coach for the Surprise Royals. Knutson coached the University of Washington baseball team from 1993-2009, which came after nine seasons with the Huskies as a player and assistant. While at Washington, Knutson coached 31 All-Americans and 21 big leaguers, including 2006 Golden Spikes Award winner and San Francisco Giants pitcher **Tim Lincecum**.

During Knutson's time at the helm of Washington, he compiled a career record of 584-399-2, including a 240-189 record in Pac-10 play. He is Washington's all-time leader in coaching victories, he won four Pac-10 Northern Division titles and two overall Pac-10 titles during his tenure. He led the Huskies to six NCAA Tournaments and was three times named the Pac-10 Coach of the Year (1996, 1997 and 1998). Knutson joined Arizona State University in 2010, that team won its 1st 25 games, were the 2010 Pac-12 Conference Champions and the No. 1 seed going to the College World Series. Knutson remained there until 2014, when he founded his own training facility, the AZ Baseball Ranch that was later renamed to the Arizona Pitching Arsenal.

He then spent 3 years with the New York Mets as Throwing Programs Coordinator and in 2023 as the Assistant Field Coordinator. Knutson was slated to manage the AZL Indians Red in 2020 after serving as the Pitching Programs & Rehab Coordinator from 2015-19. He resides in Chandler, Ariz., with his wife, Pam. They have three children: Halie Ridenhour (who is married to son-in-law Justin), Andrew and Camille.



MYLES FISH

ATHLETIC TRAINER

Myles Fish joins the Royals as the Athletic Trainer for the Surprise Royals in 2024 after serving as a Minor League Athletic Trainer in Milwaukee's system from 2022-23. He was an Athletic Training Intern in 2019 for the Brewers. He graduated from Marquette University with a degree in athletic training and a master's in kinesiology from Louisiana Tech University.



JONAS HEISEL

ATHLETIC TRAINER

Jonas Heisel will serve as an Athletic Trainer for the Surprise Royals in 2024, his second season with the Royals. A Mizzou alum, Heisel graduated with a bachelor's degree in health science in 2021 and got a Master's degree in Athletic Training from the University of La Verne in 2023. Prior to joining the Royals, he served as a Rehabilitation Aide with Athletico in Brentwood, Mo. from 2018-21.

ACL ROYALS (CONT.)



YANNICK PLANTE

STRENGTH & CONDITIONING COACH

Yannick Plante is entering his sixth season within the Kansas City Royals organization. He will be working the 2024 season as the Strength & Conditioning Coach for the Surprise Royals after working three seasons in the same role with Triple-A Omaha. He will also serve as a Rehab Strength & Conditioning Coach. In the fall of 2019, Yannick was a staff member of the Surprise Saguaros during the Arizona Fall League. Plante has a master's degree in kinesiology from the University of Calgary and a bachelor's degree in human kinetics with specialization in biophysics from the University of Ottawa. He is from Ottawa, Ontario and currently lives in Phoenix, Ariz.



TODD JANSEN

MINOR LEAGUE EQUIPMENT MANAGER

Todd Jansen enters his first season as the Minor League Equipment Manager after five seasons in clubhouse operations in Arizona. He served as the Home Clubhouse Attendant in Omaha from 2010-18 and as the Visiting Clubhouse Attendant in Omaha from 2003-09. Following the 2019 season, Jansen was named the organization's co-winner of the **Matt Minker** Award, which was created to honor a minor league employee who most exemplifies the qualities Minker was known for, including a display of leadership and dedication to the Royals organization. Jansen graduated from the University of Nebraska Omaha with a degree in marketing. He resides in Surprise, Ariz.



JACOB HOBSON

BULLPEN CATCHER

Jacob Hobson enters his second season as the Bullpen Catcher for the ACL Royals. Jacob's role throughout the year includes assisting with pitchers rehabbing, playing catch with pitchers and catching bullpens, as well as being the Bullpen Catcher during the ACL season. Jacob also served as the Bullpen Catcher for the Surprise Saguaros of the Arizona Fall League in 2023. While receiving his degree in communications from Cal State Fullerton, Jacob was also the Titans Bullpen Catcher from 2018-2021. He now resides in Peoria, Ariz.



The ACL Royals play at Kansas City's Spring Training complex in Surprise, Ariz., which has been their spring home since 2003.

DOMINICAN ACADEMY

The Royals state-of-the-art complex in the Dominican Republic was originally established in 1986, and received a new look in 2012 with the construction of a sports complex in Guerra, 30 minutes east of Santo Domingo, to house the franchise's Dominican Republic Academy. The two-level complex houses 72 players who will participate in the Dominican Summer League each season. On-site dormitories, a full kitchen, a classroom, computer lab, conference and recreation rooms, dining facilities and management offices help develop the players off the field, while two-and-a-half baseball fields meeting Major League Baseball specifications prepare the players to advance within the organization. The complex is also equipped with sheltered batting cages, weight training and laundry rooms, a clubhouse and expanded bullpens.



Housing and office facilities at Royals Dominican complex.



David Glass Family Field at the Royals Dominican complex near Santo Domingo.



VICTOR BAEZ

DOMINICAN ACADEMY FIELD COORDINATOR

Victor Baez is in his 17th season in the Royals organization as the Dominican Academy Field Coordinator in 2024. He worked as a Field Coordinator for the Los Angeles Dodgers Dominican complex from 2004-06. Prior to that, Baez served as a Pitching Coach for the Dodgers Dominican League team from 2000-03. He also served the Dodgers as a player, Scout and Pitching Coach at the rookie level. Baez was born in Santiago, Dominican Republic, but now resides in Santo Domingo, Dominican Republic.



FABIO HERRERA

MANAGER, INTERNATIONAL OPERATIONS

Fabio Herrera enters his seventh season as Manager of International Operations in 2024, after serving as an Assistant to International Operations for the previous three years. He worked as an International Scout for the Major League Scouting Bureau from 2012-14. Prior to that, Herrera worked as a Baseball Operations Assistant for Major League Baseball in their Dominican Republic headquarters from 2009-12. He earned a degree in industrial engineering from the Pontificia Universidad Catolica Madre y Maestra in Santo Domingo in 2009 and a master's degree in management and productivity from APEC University in Santo Domingo in 2013. Herrera resides in

his native Santo Domingo, Dominican Republic, with his wife, Anna, and their son, Fabio Javier.



MASSIEL RODRIGUEZ

ASSISTANT TO DOMINICAN OPERATIONS

Massiel Rodriguez enters her seventh season as the Royals Assistant to Dominican Operations, after joining the club in 2018. She previously worked as the Investigations Administrative Coordinator for the Major League Baseball office in Santo Domingo from 2011 to 2018. Prior to that, she served as a Human Resources Analyst for a local call center services provider company from 2008-2011. Massiel has a bachelor's in business administration from Pontificia Universidad Catolica Madre y Maestra in Santo Domingo. She also obtained an MBA in management skills from the same university in 2018. She currently resides in her native Santo Domingo, Dominican

Republic with her husband, Federico.



SUSANA RICHARDSON

ADMINISTRATIVE ASSISTANT

Susana Richardson is entering her seventh season in the Royals organization as Administrative Assistant to the Dominican Academy after joining the organization in mid-2018. Richardson previously worked as a Purchasing Coordinator in the furniture/interior design industry. She obtained a bachelor's degree in business administration from Universidad Catolica Santo Domingo and obtained a certification in Immigration Processes. Susana resides in her native Santo Domingo, Dominican Republic.

DOMINICAN ACADEMY (CONT.)



OBNERYS DOMÍNGUEZ

LEAD EDUCATOR

Obnerys Domínguez is in her third year with the Royals as Dominican Lead Educator. She works with the players in their ESL program, oversees high school programs with CENAPEC, MLB workshops and technical courses with INFOTEP. She is an assigned teacher for the Estudios Generales School at the Universidad Iberoamericana UNIBE, where she has been working since 2014. She holds a bachelor's degree in educational psychology (2011) from the Universidad Autónoma de Santo Domingo, UASD and a master's degree in educational management (2020) from the Universidad Iberoamericana UNIBE. She has been working as an English teacher for 20 years. She currently resides in her native Santo Domingo, Dominican Republic with her son, Marco.



RANDY FERNANDEZ

ASSISTANT TO INTERNATIONAL OPERATIONS

Randy Fernandez is entering his first season as Assistant to International Operations after two years as the Assistant to Dominican Operations with the Royals. Every summer from 2018-2021, he participated as an intern at the Dominican Royals Academy. Prior to joining the Royals, Fernandez graduated from Mid-America Nazarene University in Olathe, Kansas, with a bachelor's degree in Sport Management with an emphasis in Sport Dynamic, and a minor in coaching on a baseball scholarship as an international student. For 3 years, Fernandez was named All-Conference team. Fernandez resides in Santo Domingo, Dominican Republic with his father Isidro, and his mother Ana.



NAROLLY ALBERTO

SPORT DIETITIAN

Narolly Alberto is in her first season with the Royals organization as the Dominican Academy Sport Dietitian. She oversees the Dominican Academy's food service and helps the players with nutrition enhancement to maximize their performance. She has more than seven years of experience in the different branches of nutrition, including clinical nutrition. Alberto received her bachelor's degree in nutrition and dietetics from Pontificia Universidad Católica Madre y Maestra in Santiago, Dominican Republic. She finished her master's degree in clinical nutrition at Instituto Tecnológico de Santo Domingo. Alberto was born in Santiago, but now resides in Santo Domingo, Dominican Republic, with her dog, CJ.



DAVID ARCHER

HEAD ATHLETIC TRAINER

David Archer is in his fourth season with the Royals and his third as the Head Athletic Trainer for the Dominican Royals, after spending time with both the Surprise Royals and the Dominican Royals in 2021 as an Assistant Athletic Trainer. Prior to joining the Royals, Archer completed two internships with the Pittsburgh Pirates (2019) one with the Independent League Wisconsin Woodchucks (2017-18). Archer graduated with a bachelor's degree in athletic training from Carroll University (Wisc.) in 2019, and a master's in policy and administration from Dakota Wesleyan University (S.D.) in 2021.



MARTIN BERROA
TRAINER



MANUEL PLAZA
TRAINER



ALBERTO RIVERA
TRAINER



JOSÉ ROSARIO
STRENGTH &
CONDITIONING



LEWIS ROSARIO
STRENGTH &
CONDITIONING



MARCOS SIERRA
STRENGTH &
CONDITIONING



ERCILIO FERNANDEZ
CLUBHOUSE
MANAGER



IVAN TIO
TECH & VIDEO
COORDINATOR



GILBERT BAEZ
TECH & VIDEO
ASSISTANT



BENJAMIN DIAZ
TECH & VIDEO
ASSISTANT



RAMÓN MARTÍNEZ

MANAGER

Ramón Martínez begins his 21st season with the Royals, 18th with the Dominican Royals coaching staff and eighth as Manager (also 2013, 2018-23). He previously served as the Infield Coach from 2007-12 and 2014-17. Martínez has also served as a Part-Time Scout in the Dominican Republic from 2004-06. Martínez played nine seasons in the minor leagues with the Pirates and Marlins organizations, and was on the Marlins Major League roster from 1993-1995. His brother, José, pitched for several years, including 4 appearances for the San Diego Padres in 1994. Martínez resides in Villa Gonzalez, Dominican Republic.



SERGIO DE LUNA

MANAGER

Sergio De Luna enters his 16th year with the Royals Dominican Summer League team and fifth as Manager. He joined the Royals after playing one year for the Boston Red Sox as an infielder in Rookie ball. De Luna resides in El Toro, Guerra, Dominican Republic.



ONIL JOSEPH

BENCH COACH

Onil Joseph enters his 16th season with the Dominican Royals and his third as a Bench Coach. He spent two years as the Outfield Coach (2020-21), after serving as Manager in 2019. He previously served as the Hitting Coach (2016-18) and Outfield Coach (2009-15). He played eight seasons in the minor leagues, including the 2007 season in the Royals' organization. The right-handed hitter originally signed as a non-drafted free agent with the Braves in 2000. Joseph stole 146 bases over his career. He and his wife, Noemi, reside in San Pedro de Macorís, Dominican Republic.



QUILVIO VERAS SR.

BENCH COACH

Quilvio Veras Sr. is in his third season as a Bench Coach for the Dominican Royals, after a four-year stint as the Bunting and Baserunning Coach. He served from 2008-11 as the Royals Minor League Bunting and Baserunning Coordinator. Veras Sr. played seven seasons in the Majors from 1995-2001 with the Marlins (1995-96), Padres (1997-99) and Braves (2000-01), and led the National League with 56 stolen bases as a rookie in 1995. He originally signed with the New York Mets as an undrafted free agent in 1989. He resides in Santo Domingo, Dominican Republic with his wife, Odalis, and three children: Quilvio Alberto, Mariene and Kamil.



JOSÉ VERAS

PITCHING COACH

José Veras enters his fifth season as Pitching Coach for the Dominican Royals in 2024, after spending the 2019 season as a Video Intern and Assistant to Player Development. Veras was signed as an international free agent by the Royals in 2011. He played for five seasons in the Royals minor league system as a right-handed pitcher. José resides in his native town of Moca, Dominican Republic with his wife, Johanna, and daughter, Adaiah.



CHRISTOPHER MARTE

PITCHING COACH

Christopher Marte returns to the Royals as a Pitching Coach after joining the club as a first-year Pitching Coach in 2023. He enjoyed a four-year playing career that began with the Royals in 2016. He last played for the Orioles in their Dominican and Gulf Coast League affiliates. He posted a 3.86 ERA (82 ER in 191.0 IP) in his professional career.

DOMINICAN ROYALS (CONT.)



WILSON BETEMIT SR.

HITTING COACH

Wilson Betemit Sr. enters his seventh season as the Royals Hitting Coach at the Dominican Academy. He played 11 seasons as a third baseman, shortstop and first baseman in the Major Leagues (2001, 2004-13) with seven different teams, including the 2010-11 seasons with the Royals. Wilson was signed by the Atlanta Braves as a non-drafted free agent in 1996 out of the Dominican Republic, and made his Major League debut with the Braves in 2001. Wilson resides in Santo Domingo, Dominican Republic with his wife, Maria, and their two sons, William and Wilson Jr., who signed with the Royals as an international free agent in January 2021.



FERNANDO MARTÍNEZ

HITTING COACH

Fernando Martínez is in his fifth year with the Royals organization and third as a Hitting Coach after spending two seasons as the Outfield Coach with the Dominican Royals. He was slated to be an Assistant Coach in 2020. He played for five seasons as an outfielder in the Major Leagues (2009-2013) with the Mets and Astros. Martínez was signed as an international free agent out of his native Dominican Republic in 2005 by the New York Mets and made his Major League debut with them in 2009. He was also a member of the Spain National Team participating in the WBC Qualifier in 2013. Martínez was the MVP of the 2010 Caribbean World Series played in Margarita,

Venezuela. His playing experience also includes stints in the minors with the Yankees, as well as two years in Mexico and a playing tour in Japan as a member of Team Europe. Fernando resides in Santo Domingo, Dominican Republic and has four children: Merianne, Gael, Greyson and Miranda.



JESUS ATENCIO

ASSISTANT COACH

Jesus Atencio is in his fifth year as an Assistant Coach for the Dominican Royals. He played in the Royals organization from 2013-19, mostly as a catcher. Atencio resides in his native Barquisimeto, Venezuela and has a daughter, Grecia Valentina.



ROSELL HERRERA

OUTFIELD/ASSISTANT HITTING COACH

Rosell Herrera joined the Royals in 2023 and returns in 2024 as an Outfield/Assistant Hitting Coach in the Dominican Republic. Herrera is fresh off his playing career that included a stop in 2018 with the Royals, when he played in 75 games and batted .238 (63-for-265) with 14 doubles, 3 triples, a home run and 20 RBI. He played in parts of two seasons with Cincinnati (2018), Kansas City (2018) and Miami (2019) as well as 10 seasons in the minor leagues and one in the Chinese Professional Baseball League.

MINOR LEAGUE PLAYER BIOS

ACOSTA, ANGEL

C

L/R | 5-9/160

BORN 3/2/03 in San Felix, Venezuela

OPENING DAY AGE 21

RESIDES San Felix, Venezuela

ACQUIRED Signed as IFA, 1/25/23

SIGNING SCOUTS J. Gonzalez/R. Castro

YEAR	TEAM	G	AB	R	H	2B	3B	HR	RBI	HB	BB	SO	SB	CS	AVG	OBP	SLG	OPS	E
2023	DSL Royals Gold	25	88	14	28	6	0	1	11	5	14	12	1	4	.318	.427	.420	.847	4
	DSL Royals Blue	10	28	5	6	1	1	1	2	1	2	8	0	0	.214	.290	.429	.719	1
MINOR LEAGUE TOTALS		35	116	19	34	7	1	2	13	6	16	20	1	4	.293	.397	.422	.819	5

ALEXANDER, CJ (CHARLES JOSEPH)

IF

See page 166

ALEXANDER, JACK

C

R/R | 6-0/200

BORN 5/30/00 in Tampa, Fla.

OPENING DAY AGE 23

RESIDES Leawood, Kan.

ACQUIRED Signed as MiLB FA, 7/19/22

SIGNING SCOUT Will Howard

CAREER NOTES: 2018: Graduated from Mount Paran High School (Ga.)...**2019-20:** Attended the University of Notre Dame (Ind.) for two years, appearing in 39 games...**2021-22:** Transferred to Austin Peay State University (Tenn.), where he made 50 starts at catcher as a junior in 2021...went undrafted following his senior season, but signed with Kansas City as a minor league free agent on July 19.

YEAR	TEAM	G	AB	R	H	2B	3B	HR	RBI	HB	BB	SO	SB	CS	AVG	OBP	SLG	OPS	E
2022	ACL Royals (R)	3	8	1	2	0	0	1	3	1	1	4	0	0	.250	.400	.625	1.025	0
	Quad Cities (A+)	17	64	9	14	3	0	2	8	0	4	21	0	0	.219	.265	.359	.624	2
2023	Quad Cities (A+)	51	179	15	33	7	1	0	20	3	13	56	0	0	.184	.250	.235	.485	2
MINOR LEAGUE TOTALS		71	251	25	49	10	1	3	31	4	18	81	0	0	.195	.259	.279	.538	4

ALLENDE, GIULIANNO

OF

L/L | 6-2/165

BORN 9/4/03 in San Juan, P.R.

OPENING DAY AGE 20

RESIDES Carolina, P.R.

ACQUIRED Signed as IFA, 7/24/22

SIGNING SCOUT Johnny Ramos

CAREER NOTES: 2022: Played in 14 games for the Gigantes de Carolina in the Puerto Rican Winter League.

YEAR	TEAM	G	AB	R	H	2B	3B	HR	RBI	HB	BB	SO	SB	CS	AVG	OBP	SLG	OPS	E
2022	ACL Royals (R)	2	7	0	1	0	0	0	0	0	1	1	0	0	.143	.143	.143	.286	0
	ACL Royals (R)	25	84	21	19	4	0	1	16	2	14	32	10	2	.226	.347	.310	.657	2
MINOR LEAGUE TOTALS		27	91	21	20	4	0	1	16	2	14	33	11	2	.220	.333	.297	.630	2

ALTAVILLA, DAN

RHP

See page 167

AMEZQUITA, MOISES

LHP

L/L | 5-10/160

BORN 7/27/04 in Puerto Ordaz, Venezuela

OPENING DAY AGE 19

RESIDES Puerto Ordaz, Venezuela

ACQUIRED Signed as IFA, 1/25/23

SIGNING SCOUTS J. Gonzalez/R. Castro

YEAR	TEAM	W-L	ERA	G	GS	SV	IP	H	R	ER	HR	HB	BB	SO	BB/9	SO/9	AVG
2023	DSL Royals Blue	1-0	5.40	5	2	0	13.1	20	9	8	4	2	3	11	2.0	7.4	.364
	DSL Royals Gold	1-1	0.93	4	2	0	9.2	6	3	1	1	2	5	11	4.7	10.2	.182
MINOR LEAGUE TOTALS		2-1	3.52	9	4	0	23.0	26	12	9	5	4	8	22	3.13	8.61	.295

ANGLIN, MACK

RHP

R/R | 6-4/220

BORN 7/5/00 in Columbus, Ohio

OPENING DAY AGE 23

RESIDES Marengo, Ohio

ACQUIRED 7th Round, 2022 Draft

SIGNING SCOUT Tim Bittner

CAREER NOTES: 2019: Graduated from Highland High School (Ohio), where he was named the Gatorade Ohio Player of the Year in 2019 in baseball and lettered thrice in basketball...**2021:** Was selected by the Washington Nationals in the 13th round of the MLB Draft as an eligible sophomore, but elected to continue his education...**2023:** Pitched in 27 games in his first full professional season, including in 24 games for Low-A Columbia where he went 1-1 with a 2.29 ERA (10 ER in 39.1 IP) and 44 strikeouts.

YEAR	TEAM	W-L	ERA	G	GS	SV	IP	H	R	ER	HR	HB	BB	SO	BB/9	SO/9	AVG
2022	ACL Royals (R)	0-0	0.00	1	0	0	1.0	0	0	0	0	0	0	1	0.0	9.0	.000
2023	ACL Royals (R)	1-0	0.00	3	1	0	5.1	3	0	0	0	0	2	5	3.4	8.4	.158
	Columbia (A)	1-1	2.29	24	0	0	39.1	30	15	10	1	0	27	44	6.2	10.1	.210
MINOR LEAGUE TOTALS		2-1	1.97	28	1	0	45.2	33	15	10	1	0	29	50	5.7	9.9	.200

MINOR LEAGUE PLAYER BIOS (CONT.)

ARRONDE, FÉLIX

RHP

R/R | 6-3/185

BORN 4/25/03 in Santa Clara, Cuba

OPENING DAY AGE 20

RESIDES Santo Domingo, D.R.

ACQUIRED Signed as IFA, 6/28/21

SIGNING SCOUT Elias Despradel

CAREER NOTES: 2023: Split the season between the Arizona Complex League (11 games, 5 starts) and Low-A Columbia (2 starts), combining to go 2-1 with a Royals farmhand-best 2.22 ERA (12 ER in 48.2 IP) with 58 strikeouts (10.7 K/9) to 21 walks (3.9 BB/9)...was named an Arizona Complex League All-Star.

YEAR	TEAM	W-L	ERA	G	GS	SV	IP	H	R	ER	HR	HB	BB	SO	BB/9	SO/9	AVG
2021	DSL Royals Blue	2-2	3.06	8	2	0	17.2	17	18	6	0	2	10	18	5.1	9.2	.250
	DSL Royals White	0-2	11.37	3	0	0	6.1	9	9	8	1	0	4	6	5.7	8.5	.321
2022	DSL Royals Glass	1-8	6.94	12	12	0	35.0	40	31	27	4	5	13	50	3.3	12.9	.276
2023	ACL Royals (R)	1-1	1.85	11	5	0	39.0	28	12	8	3	1	15	46	3.5	10.6	.201
	Columbia (A)	1-0	3.72	2	2	0	9.2	8	8	4	2	0	6	12	5.6	11.2	.215
MINOR LEAGUE TOTALS		5-13	4.43	36	21	0	107.2	102	78	53	10	8	48	132	4.0	11.0	.246

AVILA, LUINDER

RHP

R/R | 6-3/170

BORN 8/21/01 in Caracas, Venezuela

OPENING DAY AGE 22

RESIDES Caracas, Venezuela

ACQUIRED Signed as IFA, 3/3/18

SIGNING SCOUTS J. Figuera/J. Gonzalez

YEAR	TEAM	W-L	ERA	G	GS	SV	IP	H	R	ER	HR	HB	BB	SO	BB/9	SO/9	AVG
2018	DSL Royals 1	1-2	3.18	9	2	1	22.2	15	16	8	0	1	11	20	4.4	7.9	.188
	DSL Royals 2	1-2	6.41	12	2	0	26.2	25	19	19	1	6	16	22	5.4	7.4	.263
2020	Did not play (no minor league season)																
2021	ACL Royals Blue (R)	0-0	16.88	1	0	0	2.2	5	5	5	0	1	2	1	6.8	3.4	.455
	ACL Royals Gold (R)	1-2	4.03	7	4	0	29.0	17	14	13	3	5	9	26	2.8	8.1	.170
	Columbia (A)	2-4	4.10	6	6	0	26.1	27	16	12	0	3	6	24	2.1	8.2	.260
2022	Columbia (A)	6-10	4.54	26	26	0	115.0	102	66	58	10	9	49	97	3.8	7.6	.234
2023	Quad Cities (A+)	4-7	4.39	22	20	0	108.2	101	57	53	3	13	44	102	3.6	8.5	.248
MINOR LEAGUE TOTALS		15-27	4.57	83	60	1	331.0	292	193	168	17	38	137	292	3.7	7.9	.237

BÁEZ, YOHAN (DIONI)

RHP

R/R | 6-2/185

BORN 1/24/03 in Bani, D.R.

OPENING DAY AGE 21

RESIDES Bani, D.R.

ACQUIRED Signed as IFA, 10/16/21

SIGNING SCOUT Edis Perez

YEAR	TEAM	W-L	ERA	G	GS	SV	IP	H	R	ER	HR	HB	BB	SO	BB/9	SO/9	AVG
2022	DSL Royals Stewart	2-4	9.61	10	3	0	19.2	29	26	21	0	3	15	12	6.9	5.5	.341
	DSL Royals Glass	0-0	4.26	3	0	0	6.1	7	3	3	0	0	3	7	4.3	10.0	.318
2023	DSL Royals Gold	0-0	0.82	3	2	0	11.0	6	2	1	0	0	2	14	1.6	11.5	.162
	DSL Royals Blue	1-4	10.98	8	4	0	19.2	22	29	24	6	2	15	27	6.9	12.4	.282
MINOR LEAGUE TOTALS		3-8	7.78	24	9	0	56.2	64	60	49	6	5	35	60	5.6	9.5	.288

BARBER, NOAH

OF

R/R | 6-3/180

BORN 5/3/05 in Overland Park, Kan.

OPENING DAY AGE 18

RESIDES Overland Park, Kan.

ACQUIRED Signed as MilB FA, 7/18/23

SIGNING SCOUT Matt Price

CAREER NOTES: 2023: Did not play in his first professional season due to injury...is the son of former NFL linebacker Shawn Barber...was planning on playing football as a defensive back at the University of Kansas before signing with the Royals...cites former-Royal Lorenzo Cain as his favorite player.

YEAR	TEAM	W-L	ERA	G	GS	SV	IP	H	R	ER	HR	HB	BB	SO	BB/9	SO/9	AVG
2023	Did not play (injured)																

BARNETT, MASON

RHP

See page 169

BASORA, ANDY

RHP

R/R | 6-3/155

BORN 4/13/05 in Cotuí, D.R.

OPENING DAY AGE 18

RESIDES Cotuí, D.R.

ACQUIRED Signed as IFA, 1/25/22

SIGNING SCOUT Nicolas Bautista

CAREER NOTES: 2023: Appeared in 12 games (4 starts) for the DSL Royals Blue and posted a 1.97 ERA (7 ER in 32.0 IP) with 27 strikeouts and just 10 walks.

YEAR	TEAM	W-L	ERA	G	GS	SV	IP	H	R	ER	HR	HB	BB	SO	BB/9	SO/9	AVG
2022	DSL Royals Glass	0-2	11.57	2	0	0	2.1	4	5	3	0	0	2	3	7.7	11.6	.364
	DSL Royals Stewart	1-1	2.55	11	0	0	24.2	26	15	7	0	1	11	21	4.0	7.7	.263
2023	DSL Royals Blue	1-2	1.97	12	4	0	32.0	34	15	7	0	4	10	27	2.8	7.6	.268
MINOR LEAGUE TOTALS		2-5	2.59	25	4	0	59.0	64	35	17	0	5	23	51	3.5	7.8	.270

MINOR LEAGUE PLAYER BIOS (CONT.)

BAULES, JEZLER														RHP			
R/R 6-0/186		BORN 8/24/05 in Changuinola, Panamá										OPENING DAY AGE 18					
RESIDES Changuinola, Panamá		ACQUIRED Signed as IFA, 7/3/23										SIGNING SCOUT Luis Ortiz					
YEAR	TEAM	W-L	ERA	G	GS	SV	IP	H	R	ER	HR	HB	BB	SO	BB/9	SO/9	AVG
2024																	
2024 will be his first year in professional ball																	

BENITEZ, STHIVEN														RHP			
R/R 6-3/180		BORN 2/10/05 in Villa Gonzalez, D.R.										OPENING DAY AGE 19					
RESIDES Santo Domingo, D.R.		ACQUIRED Signed as IFA, 1/18/24										SIGNING SCOUTS R. Aquino/F. Feliciano					
YEAR	TEAM	W-L	ERA	G	GS	SV	IP	H	R	ER	HR	HB	BB	SO	BB/9	SO/9	AVG
2024																	
2024 will be his first year in professional ball																	

BERAS, CARLOS														RHP			
R/R 5-11/180		BORN 1/5/05 in San Pedro de Macoris, D.R.										OPENING DAY AGE 19					
RESIDES San Pedro de Macoris, D.R.		ACQUIRED Signed as IFA, 11/3/23										SIGNING SCOUTS R. Aquino/R. Vasquez					
YEAR	TEAM	W-L	ERA	G	GS	SV	IP	H	R	ER	HR	HB	BB	SO	BB/9	SO/9	AVG
2024																	
2024 will be his first year in professional ball																	

BERNAL, JONATAN														RHP	
R/R 6-1/210		BORN 6/29/02 in Mazatlán, México										OPENING DAY AGE 21			
RESIDES Mazatlán, México		ACQUIRED Trade w/ Blue Jays, 7/15/22										SIGNING SCOUT Aaron Acosta (TOR)			

CAREER NOTES: 2022: Made 14 appearances (7 starts) for Low-A Dunedin in Toronto's minor league system before being acquired by Kansas City for LHP Foster Griffin on July 15...reported to Low-A Columbia, where he pitched in 9 games (4 starts) and was named the Player of the Week for the week of Aug. 29-Sept. 4 after he spun 7.0 scoreless frames of 2-hit ball in a win at Carolina on Aug. 30...played in 6 games for the Venados de Mazatlán of the Mexican Pacific Winter League, going 1-0 with 14 strikeouts in 18.1 innings.

YEAR	TEAM	W-L	ERA	G	GS	SV	IP	H	R	ER	HR	HB	BB	SO	BB/9	SO/9	AVG
2019	DSL Blue Jays	1-3	3.27	9	8	0	33.0	30	22	12	3	1	5	21	1.4	5.7	.240
2020		Did not play (no minor league season)															
2021	GCL Blue Jays (R)	0-3	4.43	12	9	0	42.2	56	32	21	6	5	12	35	2.5	7.4	.315
2022	Columbia (A)	2-2	4.70	9	4	0	38.1	44	24	20	4	3	8	27	1.9	6.3	.291
	Dunedin (A)	1-5	5.47	14	7	0	52.2	54	35	32	5	3	22	47	3.8	8.0	.262
2023		Did not play (injured)															
MINOR LEAGUE TOTALS		4-13	4.59	44	28	0	166.2	184	113	85	18	12	47	130	2.5	7.0	.279

BETEMIT JR., WILSON														RHP	
R/R 6-1/170		BORN 7/27/03 in Santo Domingo, D.R.										OPENING DAY AGE 20			
RESIDES Santo Domingo, D.R.		ACQUIRED Signed as IFA, 1/18/21										SIGNING SCOUT Edis Perez			

CAREER NOTES: He is the son of Wilson Betemit, who played 11 years in the Majors from 2001, 2004-13, including parts of two seasons with the Royals from 2010-11, and is the hitting coach for the Dominican Royals.

YEAR	TEAM	W-L	ERA	G	GS	SV	IP	H	R	ER	HR	HB	BB	SO	BB/9	SO/9	AVG
2021	DSL Royals Blue	0-1	54.00	1	0	0	1.0	4	6	6	1	2	1	0	9.0	0.0	.571
	DSL Royals White	2-1	3.65	11	1	0	24.2	26	13	10	1	2	9	16	3.3	5.8	.265
2022	DSL Royals Glass	2-2	1.35	11	4	0	33.1	17	7	5	1	5	10	34	2.7	9.2	.153
	DSL Royals Stewart	0-0	0.00	1	0	0	1.1	0	0	0	0	1	0	1	0.0	6.8	.000
2023	DSL Royals Blue	2-2	2.08	3	0	0	8.2	7	3	2	1	0	3	10	3.1	10.4	.206
MINOR LEAGUE TOTALS		6-4	3.00	27	5	0	69.0	54	29	23	4	10	23	61	3.0	8.0	.213

BIASI, DANTE														LHP	
L/L 6-0/205		BORN 12/4/97 in Hazleton, Penn.										OPENING DAY AGE 26			
RESIDES Hazleton, Penn.		ACQUIRED 6th Round, 2019 Draft										SIGNING SCOUT Mike Farrell			

CAREER NOTES: 2016: Graduated from Hazleton High School (Penn.) and was selected by the Chicago Cubs in the 22nd round of the First-Year Player Draft, but did not sign...**2017:** Missed his freshman season at Penn State due to injury, but was Academic All-Big Ten...**2019:** Recorded a 2.55 ERA (21 ER in 74.0 IP) in 14 games as a junior with 102 strikeouts (12.4 K/9) and .196 opponents' average...struck out 13 and 12 in back-to-back starts from March 15-23, the first of which came in a season-high 7.0 innings...his brother, Sal, was selected by Kansas City in the 11th round of the 2017 Draft, also out of Penn State, but was acquired by Milwaukee in August 2018 in a minor league trade...**2022:** Posted the 3rd-lowest ERA among Royals minor leaguers (min. 0.5 IP/team game).

YEAR	TEAM	W-L	ERA	G	GS	SV	IP	H	R	ER	HR	HB	BB	SO	BB/9	SO/9	AVG
2019	Burlington (R)	1-0	2.50	7	0	0	18.0	13	5	5	3	1	3	24	1.5	12.0	.200
2020		Did not play (no minor league season)															
2021	Quad Cities (A+)	5-2	3.77	24	6	2	71.2	53	35	30	9	5	33	84	4.1	10.6	.203
2022	NW Arkansas (AA)	6-5	4.09	22	15	0	83.2	72	41	38	7	6	54	86	5.8	9.3	.236
2023	NW Arkansas (AA)	4-4	4.43	36	3	2	69.0	56	43	34	12	4	52	77	6.8	10.0	.222
MINOR LEAGUE TOTALS		16-11	3.97	89	24	4	242.1	194	124	107	31	16	142	271	5.3	10.1	.220

MINOR LEAGUE PLAYER BIOS (CONT.)

BLOCK, A.J. (ANTHONY JACOB)													LHP				
L/L 6-5/220			BORN 4/16/98 in Salt Lake City, Utah						OPENING DAY AGE 25								
RESIDES Bellevue, Wash.			ACQUIRED Signed as MiLB FA, 6/23/20						SIGNING SCOUT Joe Ross								
CAREER NOTES: 2016: Graduated from Newport High School (Wash.) and was selected by the Chicago Cubs in the 39th round of the First-Year Player Draft, but did not sign... 2019: Selected by the Detroit Tigers in the 17th round of the Draft, but returned to Washington State for his senior season... 2020: Went 2-0 with a 3.25 ERA (10 ER in 27.2 IP) and 34 strikeouts (11.1 K/9) to just 5 walks (1.6 BB/9) in 4 starts at Washington State, prior to the season being suspended due to the COVID-19 outbreak...led all Pac-12 pitchers in innings and tied for 2nd in strikeouts, and had double-digit strikeout performances in each of his last 3 starts, becoming the first Cougar to accomplish that feat in at least 33 seasons... 2021: Posted a 3.30 ERA (37 ER in 101.0 IP) in his first professional season with competition, the 4th-best among Royals farmhands, reaching High-A Quad Cities...among Royals farmhands, his 124 strikeouts ranked second only to Anthony Veneziano's 127...threw 3.2 1-hit, shutout innings in Game 5 of the High-A Central championship game as the starting pitcher for the River Bandits... 2022-23: Missed back-to-back seasons due to a left arm injury.																	
YEAR	TEAM	W-L	ERA	G	GS	SV	IP	H	R	ER	HR	HB	BB	SO	BB/9	SO/9	AVG
2020	Did not play (no minor league season)																
2021	Columbia (A)	1-0	0.56	4	2	0	16.0	6	1	1	1	2	3	26	1.7	14.6	.107
	Quad Cities (A+)	4-5	3.81	19	16	0	85.0	67	39	36	7	7	33	98	3.5	10.4	.215
2022	Did not play (injured)																
2023	Did not play (injured)																
MINOR LEAGUE TOTALS		5-5	3.30	23	18	0	101.0	73	40	37	8	9	36	124	3.2	11.1	.199

BOSACKER, ETHAN													RHP				
R/R 6-2/210			BORN 2/20/01 in Minneapolis, Minn.						OPENING DAY AGE 23								
RESIDES Monticello, Minn.			ACQUIRED 13th Round, 2023 Draft						SIGNING SCOUT Mike Farrell								
CAREER NOTES: 2019: Graduated from Monticello HS (Minn.) in 2019 and was a four-year letterman and an All-Conference selection as a sophomore and a junior... 2020-23: Attended Xavier University and went 8-3 with a 3.49 ERA (38 ER in 98.0 IP) and 101 strikeouts (9.3 K/9) to only 29 walks (2.7 BB/9) in 16 starts with Xavier in 2023.																	
YEAR	TEAM	W-L	ERA	G	GS	SV	IP	H	R	ER	HR	HB	BB	SO	BB/9	SO/9	AVG
2023	ACL Royals (R)	0-0	10.80	2	0	0	1.2	4	2	2	0	0	1	2	5.4	10.8	.444

BRADLEY, TUCKER													OF						
L/L 6-0/195			BORN 5/6/98 in Chickamauga, Ga.						OPENING DAY AGE 25										
RESIDES Chickamauga, Ga.			ACQUIRED Signed as MiLB FA, 6/23/20						SIGNING SCOUT William Howard										
CAREER NOTES: 2016: Graduated from Gordon Lee High School (Ga.), where he was a four-year letterman as an outfielder and pitcher...hit .552 with 9 home runs, 36 RBI and 23 steals as a senior and pitched to a 7-0 record on the mound with a 1.12 ERA in 50.0 innings... 2020: Graduated from the University of Georgia, where he was batting .397 (25-for-63) with 6 home runs, 23 RBI and 8 stolen bases in 18 games when Georgia's 2020 season was suspended due to the COVID-19 pandemic... 2021: Went 2-for-3 with a home run and 2 RBI in the clinching game of Quad Cities High-A Central championship... 2022: Posted a .293/.382/.455 slashline (116-for-396, .837 OPS) at Double-A Northwest Arkansas over 110 games, while collecting 37 extra-base hits and 19 stolen bases...his OPS ranked 14th among all qualified Double-A players... 2023: Split the season between Double-A Northwest Arkansas (27 games) and Triple-A Omaha (69 games), and slashed .277/.363/.446 (84-for-303, .809 OPS) across the two levels with 22 doubles and 55 RBI.																			
YEAR	TEAM	G	AB	R	H	2B	3B	HR	RBI	HB	BB	SO	SB	CS	AVG	OBP	SLG	OPS	E
2020	Did not play (no minor league season)																		
2021	Columbia (A)	8	23	2	8	1	0	0	3	3	4	3	3	1	.348	.500	.391	.891	1
	Quad Cities (A+)	86	307	53	86	18	5	6	42	3	42	77	9	1	.280	.370	.430	.800	1
2022	NW Arkansas (AA)	110	396	73	116	22	3	12	53	3	55	84	19	6	.293	.382	.455	.837	4
2023	NW Arkansas (AA)	27	93	12	28	5	1	3	19	0	10	24	1	0	.301	.355	.473	.828	0
	Omaha (AAA)	69	210	37	56	17	3	4	36	1	33	52	10	4	.267	.366	.433	.799	0
MINOR LEAGUE TOTALS		300	1029	177	294	63	12	25	153	10	144	240	42	12	.286	.376	.443	.819	12

BRADY, RYAN													RHP				
R/R 6-1/185			BORN 3/23/99 in Laguna Niguel, Calif.						OPENING DAY AGE 25								
RESIDES Park City, Utah			ACQUIRED Trade w/ Brewers, 12/14/23						SIGNING SCOUT Adam Hayes (MIL)								
CAREER NOTES: 2023: made 37 appearances across High-A Wisconsin and Double-A Biloxi in the Brewers system, combining to go 4-4 with a 2.69 ERA (23 ER in 77.0 IP) with 72 strikeouts and just 19 walks...was acquired from Milwaukee with IF Cam Devanney for RHP Taylor Clarke on Dec. 14.																	
YEAR	TEAM	W-L	ERA	G	GS	SV	IP	H	R	ER	HR	HB	BB	SO	BB/9	SO/9	AVG
2022	ACL Brewers Blue (R)	0-0	2.25	3	1	0	4.0	2	1	1	0	0	1	8	2.3	18.0	.154
2023	Wisconsin (A+)	3-3	2.76	19	0	1	49.0	39	19	15	2	4	9	46	1.7	8.5	.218
	Biloxi (AA)	1-1	2.57	18	0	0	28.0	29	13	8	0	1	10	26	3.2	8.4	.259
MINOR LEAGUE TOTALS		5-5	2.67	40	1	1	81.0	70	33	24	2	5	20	80	2.2	8.9	.230

MINOR LEAGUE PLAYER BIOS (CONT.)

BRIERLEY, CHANDLER										LHP	
L/R 6-8/205			BORN 5/12/98 in Ridgewood, N.J.				OPENING DAY AGE 25				
RESIDES Ridgewood, N.J.			ACQUIRED Signed as MiLB FA, 12/5/23								

CAREER NOTES: 2021-23: Spent parts of three seasons playing for the Joliet Slammers of the Independent Frontier League.

YEAR	TEAM	W-L	ERA	G	GS	SV	IP	H	R	ER	HR	HB	BB	SO	BB/9	SO/9	AVG
2021								Did not play affiliated ball									
2022								Did not play affiliated ball									
2023								Did not play affiliated ball									

BRITO, CHRIS										IF	
R/R 6-1/225			BORN 9/28/99 in Charlotte, N.C.				OPENING DAY AGE 24				
RESIDES Perth Amboy, N.J.			ACQUIRED Signed as MiLB FA, 12/3/23								

CAREER NOTES: 2019-23: Hit a record 46 home runs over five seasons at Rutgers University (N.J.), also collecting a school-best 200 RBI, including a single-season record 74 in 2022...he was named All-Big Ten Second Team as a senior in 2023...he played in 25 games for Trenton in the MLB Draft League and slashed .386/.506/.614 (27-for-70, 1.120 OPS) with 18 runs scored, 9 extra-base hits and more walks (14) than strikeouts (11)...also appeared in 53 games for the Staten Island FerryHawks of the Independent Atlantic League over the summer.

YEAR	TEAM	G	AB	R	H	2B	3B	HR	RBI	HB	BB	SO	SB	CS	AVG	OBP	SLG	OPS	E
2023		Did not play affiliated ball																	

BROSSEAU, MIKE										IF
----------------	--	--	--	--	--	--	--	--	--	----

See page 170

CABRERA (JORGE), MARWYS										RHP
R/R 6-3/185			BORN 2/15/06 San Cristóbal, D.R.				OPENING DAY AGE 18			
RESIDES San Cristóbal, D.R.			ACQUIRED Signed as IFA, 2/16/23			SIGNING SCOUTS E. Perez/R. Aquino				

CAREER NOTES: Was ranked as the No. 49 prospect on the international Top 50 Prospects list by MLB.com before signing with Kansas City...trained with 15-year MLB veteran and 2015 World Series champion Edinson Vólquez.

YEAR	TEAM	W-L	ERA	G	GS	SV	IP	H	R	ER	HR	HB	BB	SO	BB/9	SO/9	AVG
2023	DSL Royals Gold	0-2	4.15	11	9	1	30.1	22	17	14	0	7	19	28	5.6	8.3	.210

CABRERA, RONI										OF	
R/R 6-1/175			BORN 7/31/05 in San Pedro de Macoris, D.R.				OPENING DAY AGE 18				
RESIDES La Romana, D.R.			ACQUIRED Trade w/ Rangers, 6/30/23								

CAREER NOTES: 2022: Signed a minor league contract with the Texas Rangers on Jan. 15...**2023:** Was acquired by Kansas City with LHP Cole Ragans in exchange for LHP Aroldis Chapman on June 30...reported to the Arizona Complex League, where he slashed .271/.357/.407 (16-for-59, .764 OPS) in 22 games after the trade.

YEAR	TEAM	G	AB	R	H	2B	3B	HR	RBI	HB	BB	SO	SB	CS	AVG	OBP	SLG	OPS	E
2022	DSL Rangers Blue	37	112	20	24	3	1	2	18	3	13	32	6	1	.214	.308	.313	.621	0
2023	DSL Rangers Red	16	54	17	17	7	3	1	10	2	13	7	6	0	.315	.464	.611	1.075	3
	ACL Royals (R)	22	59	10	16	3	1	1	7	2	7	19	1	1	.271	.357	.407	.764	1
MINOR LEAGUE TOTALS		75	225	47	57	13	5	4	35	7	33	58	13	2	.253	.361	.409	.770	4

CAMERON, NOAH										LHP
L/L 6-3/220			BORN 7/17/99 in St. Joseph, Mo.				OPENING DAY AGE 24			
RESIDES St. Joseph, Mo.			ACQUIRED 7th Round, 2021 Draft			SIGNING SCOUT Matt Price				

CAREER NOTES: 2018: Graduated from Central High School in St. Joseph, Mo., where he was a three-time First-Team All-Conference pitcher and first baseman...was a four-sport athlete in high school: played punter in football, goalie in soccer, shooting forward in basketball and pitcher in baseball...**2019-20:** Pitched in two seasons for the University of Central Arkansas, going a combined 7-3 with a 2.86 ERA (39 ER in 122.2 IP) and 122 strikeouts to 21 walks...made 3 starts in the Northwoods League before undergoing Tommy John surgery in August 2020...**2022:** Made his professional debut and posted a 3.56 ERA (26 ER in 65.2 IP) over 19 starts across three levels of the Royals minor league system, finishing in High-A Quad Cities...was a MiLB.com Organization All-Star as a left-handed starting pitcher...**2023:** Struck out 132 batters, 3rd most among Royals farmhands.

YEAR	TEAM	W-L	ERA	G	GS	SV	IP	H	R	ER	HR	HB	BB	SO	BB/9	SO/9	AVG	
2021		Did not play (injured)																
2022	ACL Royals (R)	0-1	3.18	3	3	0	5.2	9	2	2	1	0	0	7	0.0	11.1	.346	
	Columbia (A)	0-1	3.72	7	7	0	29.0	22	14	12	3	0	9	39	2.8	12.1	.208	
	Quad Cities (A+)	2-1	3.48	9	9	0	31.0	27	15	12	2	2	7	53	2.0	15.4	.229	
2023	Quad Cities (A+)	2-2	3.60	7	7	0	35.0	28	15	14	5	3	9	58	2.3	14.9	.215	
	NW Arkansas (AA)	3-10	6.10	17	17	0	72.1	87	52	49	14	4	26	74	3.2	9.2	.297	
MINOR LEAGUE TOTALS		7-15	4.63	43	43	0	173.0	173	98	89	25	9	51	231	2.7	12.0	.257	

MINOR LEAGUE PLAYER BIOS (CONT.)

CARMONA, SAMUEL

RHP

R/R | 6-0/160 **BORN** 12/23/04 in Barquisimeto, Venezuela **OPENING DAY AGE** 19
RESIDES Barquisimeto, Venezuela **ACQUIRED** Signed as IFA, 8/6/23 **SIGNING SCOUTS** J. Gualdrón/J. Gonzalez

YEAR	TEAM	W-L	ERA	G	GS	SV	IP	H	R	ER	HR	HB	BB	SO	BB/9	SO/9	AVG	
2024																		2024 will be his first year in professional ball

CASTRO, JOSÉ

IF

R/R | 6-3/160 **BORN** 4/21/06 in Los Teques, Venezuela **OPENING DAY AGE** 17
RESIDES Los Teques, Venezuela **ACQUIRED** Signed as IFA, 1/23/23 **SIGNING SCOUTS** J. Gonzalez/R. Castro

YEAR	TEAM	G	AB	R	H	2B	3B	HR	RBI	HB	BB	SO	SB	CS	AVG	OBP	SLG	OPS	E
2023	DSL Royals Blue	24	66	9	13	4	0	0	4	0	9	20	2	1	.197	.286	.258	.544	6

CATANO, JOSÉ

LHP

L/L | 6-3/180 **BORN** 6/10/01 in San Pedro de Macoris, D.R. **OPENING DAY AGE** 22
RESIDES San Pedro de Macoris, D.R. **ACQUIRED** Signed as IFA, 6/14/19 **SIGNING SCOUT** Rafael Vasquez

CAREER NOTES: 2021: Was named the Pitcher of the Year for the DSL Northwest champion Royals Blue team, working an organization-best (min. 0.5 IP/team game) 1.27 ERA (6 ER in 42.2 IP) over 12 starts...he ranked 2nd in the DSL (min. 35.0 IP), holding the opposition to a .135 average (19-for-141), and ranked 3rd in ERA...the lefty did not allow an earned run from Aug. 10 to Sept. 23 (24.0 IP)...the only four minor league pitchers to post a lower ERA (min. 10 starts) were Baltimore's Ty Blach (1.23 ERA, 15 starts), Mets prospect Joel Diaz (0.54, 15), San Francisco's Nick Swiney (0.84, 12) and Washington's José Cedeño (1.24, 10).

YEAR	TEAM	W-L	ERA	G	GS	SV	IP	H	R	ER	HR	HB	BB	SO	BB/9	SO/9	AVG
2019	DSL Royals 2	0-1	4.50	6	0	0	10.0	14	7	5	1	2	6	17	5.4	15.3	.350
2020																	Did not play (no minor league season)
2021	DSL Royals White	0-0	0.00	1	1	0	3.0	0	0	0	0	0	3	5	9.0	15.0	.000
	DSL Royals Blue	0-0	1.36	11	11	0	39.2	19	7	6	0	1	12	52	2.7	11.8	.144
2022	ACL Royals (R)	2-3	3.76	12	3	0	38.1	33	17	16	3	1	13	50	3.1	11.7	.224
2023																	Did not play (injured)
MINOR LEAGUE TOTALS		2-4	2.67	30	15	0	91.0	66	31	27	4	4	34	124	3.4	12.3	.201

CEPERO, RYAN

IF

R/R | 6-1/180 **BORN** 2/11/03 in Arecibo, P.R. **OPENING DAY AGE** 21
RESIDES Arecibo, P.R. **ACQUIRED** 8th Round, 2021 Draft **SIGNING SCOUT** Johnny Ramos

CAREER NOTES: Attended the Carlos Beltrán Baseball Academy in Puerto Rico and was signed to play at Wichita State before committing to Florida Southwestern State College...hit .357 (10-for-28) with a .419 on-base percentage and .500 slugging percentage in 10 games with the Trenton Thunder of the MLB Draft League.

YEAR	TEAM	G	AB	R	H	2B	3B	HR	RBI	HB	BB	SO	SB	CS	AVG	OBP	SLG	OPS	E
2021	ACL Royals Blue (R)	1	1	0	0	0	0	0	0	1	1	0	0	0	.000	.500	.000	.500	1
	ACL Royals Gold (R)	12	33	3	3	0	0	1	2	2	3	19	1	0	.091	.211	.182	.393	3
2022	ACL Royals (R)	20	54	5	7	2	0	1	4	0	3	25	0	0	.130	.175	.222	.397	5
2023	ACL Royals (R)	25	76	13	12	4	0	0	7	2	8	27	2	0	.158	.250	.211	.461	1
MINOR LEAGUE TOTALS		58	164	21	22	6	0	2	13	4	15	72	3	0	.134	.222	.207	.429	10

CERANTOLA, ERIC

RHP

R/R | 6-5/225 **BORN** 5/2/00 in Montreal, Quebec, Canada **OPENING DAY AGE** 23
RESIDES Oakville, Ontario, Canada **ACQUIRED** 5th Round, 2021 Draft **SIGNING SCOUT** Cody Clark

CAREER NOTES: 2015: Pitched for the Great Lake Canadians program and was coached by former big leaguer Adam Stern, a Royals amateur scout in Canada...**2016:** Was selected in the 8th round of the 2016 Ontario Hockey League draft...**2018:** Graduated from Ecole Secondaire Catholique Sainte-Trinite in Ontario, Canada, where he played baseball, hockey and volleyball...was selected by the Tampa Bay Rays in the 30th round of the First-Year Player Draft, but chose to pursue an education at Mississippi State University...**2019-21:** Spent three seasons with the Bulldogs, going 4-2 with a 4.41 ERA (24 ER in 49.0 IP), including recording 24 strikeouts in 171 innings in 2021...**2023:** Split the season between High-A Quad Cities (29 games, 2 starts) and Double-A Northwest Arkansas (3 games, 2 starts), finishing with 99 strikeouts across 76.1 innings pitched with a 3.66 ERA (31 ER)...won Midwest League Pitcher of the Week from Aug. 7-13 after he made 2 appearances vs. Cedar Rapids and allowed 1 run on 1 hit over 8.0 innings with 10 strikeouts...pitched for Surprise in the Arizona Fall League and went 2-0 with 18 strikeouts across 12.0 innings, while earning the victory in the championship game with 2.0 innings of 1-run ball and 3 strikeouts.

YEAR	TEAM	W-L	ERA	G	GS	SV	IP	H	R	ER	HR	HB	BB	SO	BB/9	SO/9	AVG
2021	ACL Royals Gold (R)	0-0	4.50	2	1	0	2.0	1	1	1	0	0	4	4	18.0	18.0	.125
	ACL Royals Blue (R)	0-0	0.00	2	1	0	2.2	0	0	0	0	1	3	5	10.1	16.9	.000
2022	Columbia (A)	1-2	5.48	7	7	0	21.1	24	14	13	4	1	6	29	2.5	12.2	.293
	Quad Cities (A+)	0-1	5.00	3	3	0	9.0	11	6	5	1	0	8	7	8.0	7.0	.297
2023	Quad Cities (A+)	3-3	4.04	29	2	1	62.1	46	31	28	3	8	41	80	5.9	11.6	.199
	NW Arkansas (AA)	0-1	1.93	3	2	1	14.0	9	4	3	0	2	5	19	3.2	12.2	.196
MINOR LEAGUE TOTALS		4-7	4.04	46	16	2	111.1	91	56	50	8	12	67	144	5.4	11.6	.221

MINOR LEAGUE PLAYER BIOS (CONT.)

CERICE, JOSÉ

IF

R/R | 6-2/192

BORN 5/12/05 in La Habana, Cuba

OPENING DAY AGE 18

RESIDES San Pedro de Macoris, D.R. **ACQUIRED** Signed as IFA, 1/17/24 **SIGNING SCOUTS** R. Aquino/F. Feliciano/D. Guerrero

YEAR TEAM	G	AB	R	H	2B	3B	HR	RBI	HB	BB	SO	SB	CS	AVG	OBP	SLG	OPS	E	
2024	2024 will be his first year in professional ball																		

CESSA, LUIS

RHP

See page 173

CHACON, ROBINSON

OF

L/R | 5-11/165

BORN 4/21/07 in Antimano, Venezuela

OPENING DAY AGE 16

RESIDES Miranda, Venezuela **ACQUIRED** Signed as IFA, 1/24/24 **SIGNING SCOUTS** J. Gualdrón/J. Gonzalez/D. Guerrero

YEAR TEAM	G	AB	R	H	2B	3B	HR	RBI	HB	BB	SO	SB	CS	AVG	OBP	SLG	OPS	E	
2024	2024 will be his first year in professional ball																		

CHAMBERLAIN, CHRISTIAN

LHP

See page 175

CHAMPLAIN, CHANDLER

RHP

See page 176

CHARLES, AUSTIN

IF

R/R | 6-6/216

BORN 11/13/03 in Bakersfield, Calif.

OPENING DAY AGE 20

RESIDES Bakersfield, Calif.

ACQUIRED 20th Round, 2022 Draft

SIGNING SCOUT Todd Guggiana

CAREER NOTES: 2022: Graduated from Stockdale High School (Calif.), where he batted .483 during his senior season and led California high school players with 13 HR and 57 RBI, while recording a 1.36 ERA and 62 strikeouts in 46.1 innings on the mound...he was a 2022 *Rawlings*-Perfect Game Preseason First Team All-American and an MLB Draft Combine Invitee...**2023:** Played in just 2 games for the Arizona Complex League Royals before being promoted to Low-A Columbia, where he played in 69 games for the Fireflies...was the recipient of the Mike Sweeney Community Service Award, which recognizes a player who best represents the organization on and off the field...in Spring Training, he attended Night to Shine, an unforgettable prom night experience held by the Tim Tebow Foundation in Surprise, Ariz...also volunteered for youth baseball clinics held in Surprise, Ariz. throughout the year and volunteered additional time at St. Mary's Food Bank, assisting with sorting bulk food items, creating baskets and loading into vehicles, all helping in the process of providing food for families in need... his brother, Art, was drafted three times, including by Kansas City in the 39th round in 2009, but he signed with Toronto as a 20th-round pick in 2010...Art also played in the Phillies organization and topped out at Double-A with Milwaukee in 2017, and most recently played in the Mexican League in 2022.

YEAR TEAM	G	AB	R	H	2B	3B	HR	RBI	HB	BB	SO	SB	CS	AVG	OBP	SLG	OPS	E
2022 ACL Royals (R)	3	11	1	3	0	0	0	0	0	0	4	0	0	.273	.273	.273	.546	0
2023 ACL Royals (R)	2	11	5	5	1	1	1	3	0	0	3	0	0	.455	.455	1.000	1.455	1
Columbia (A)	69	261	29	60	18	3	3	31	3	22	73	12	3	.230	.290	.356	.646	11
MINOR LEAGUE TOTALS	74	283	35	68	19	4	4	34	3	22	80	12	3	.240	.295	.378	.673	12

COLLINS, DARRYL

OF

L/R | 6-2/185

BORN 9/16/01 in Spijkenisse, Netherlands

OPENING DAY AGE 22

RESIDES Spijkenisse, Netherlands

ACQUIRED Signed as IFA, 8/26/18

SIGNING SCOUTS N. Leto/R. Francisco

CAREER NOTES: 2019: In his professional debut, he led Surprise in hits (58) and finished 2nd on the team in batting average (.320) and OPS (.837) and 3rd in on-base percentage (.401)...also ranked tied for 3rd in the Arizona League in triples (7)...**2021:** Paced the Fireflies with 78 hits while finishing 2nd in RBI (54) and 3rd in walks (52)...he was one of four minor leaguers to appear in at least 80 games (86) and register 50-or-more walks and less than 60 strikeouts (55)...**2022:** After splitting the regular season across three levels of the Royals minor league system, he represented his homeland Team Netherlands in the U-23 Baseball World Cup and slashed .370/.444/.393 (10-for-27, .837 OPS) with 5 runs and 1 triple in 8 games.

YEAR TEAM	G	AB	R	H	2B	3B	HR	RBI	HB	BB	SO	SB	CS	AVG	OBP	SLG	OPS	E	
2019 Surprise (R)	48	181	24	58	7	7	0	25	3	22	30	1	2	.320	.401	.436	.837	3	
2020	Did not play (no minor league season)																		
2021 Columbia (A)	86	317	45	78	8	3	5	54	10	52	55	15	5	.246	.367	.338	.705	0	
2022 ACL Royals (R)	6	22	2	5	1	0	0	1	0	4	5	1	0	.227	.346	.273	.619	0	
Columbia (A)	49	162	19	38	12	3	0	16	1	35	30	5	3	.235	.365	.346	.711	1	
Quad Cities (A+)	26	93	15	25	1	2	1	13	1	17	26	3	0	.269	.374	.355	.729	0	
2023 Quad Cities (A+)	23	78	13	19	2	0	1	9	0	9	12	4	0	.244	.322	.308	.630	0	
MINOR LEAGUE TOTALS	238	853	118	223	31	15	7	118	15	139	158	29	10	.261	.370	.358	.728	4	

MINOR LEAGUE PLAYER BIOS (CONT.)

COX, AUSTIN

LHP

See page 177

CROPLEY, TYLER

C

See page 179

CROSS, GAVIN

OF

L/L | 6-3/215

BORN 2/13/01 in Bristol, Tenn.

OPENING DAY AGE 23

RESIDES Bristol, Tenn.

ACQUIRED 1st Round (9th), 2022 Draft

SIGNING SCOUT Tim Bittner

CAREER NOTES: 2019: Graduated from Tennessee High School, where he set the state single-season record with 41 stolen bases as a junior in 2018...he was a two-time First-Team All-State player in high school (2018-19), a three-time All-Region honoree (2017-19) and four-time First-Team All-Conference selection (2016-19)...**2020-22:** In three years at Virginia Tech, he slashed .340/.412/.609 with 28 home runs and 28 stolen bases in 124 games (585 plate appearances)...in 2021, he became the first freshman in school history to be named First Team All-ACC and was named to All-ACC Academic Team while leading the team in runs (48), hits (70), doubles (13), triples (5), homers (11) and steals (9)...hit for the cycle on April 6, 2021 at ETSU, going 4-for-6 with 7 RBI...as a junior in 2022, Cross led Virginia Tech to the Super Regionals of the NCAA Tournament for the first time in the program's history and named to Golden Spikes Award watch list in 2022...hit .328 (80-for-244) with 17 HR and 50 RBI in 57 games during his junior season, notching 39 extra-base hits for a .600 slugging percentage and 1.071 OPS, and stole 12 bases without being caught while playing center field...hit .455 with 4 HR in 11 games with Team USA, while playing with fellow top draftees Brooks Lee (Cal Poly, 8th) and Jacob Berry (LSU, 6th)...was selected 9th overall by Kansas City in the Draft and appeared in 29 games between rookie-level ACL Royals (3) and Low-A Columbia (26), posting a .312/.437/.633 (34-for-109) slashline across both levels in his first professional season...**2023:** Spent the majority of the season with High-A Quad Cities, where he collected 36 extra-base hits in 94 games and went 23-for-26 in stolen base attempts...played in 8 games for Surprise in the Arizona Fall League...his father, Adam, played professionally for three seasons in the Braves organization from 1995-96 and in the Padres organization in 1997.

YEAR	TEAM	G	AB	R	H	2B	3B	HR	RBI	HB	BB	SO	SB	CS	AVG	OBP	SLG	OPS	E
2022	ACL Royals (R)	3	10	4	5	2	0	1	3	0	2	2	0	0	.500	.583	1.000	1.583	0
	Columbia (A)	26	99	20	29	5	2	7	22	1	22	31	4	2	.293	.423	.596	1.019	2
2023	Quad Cities (A+)	94	355	49	73	21	3	12	58	7	42	113	23	3	.206	.300	.383	.683	2
	NW Arkansas (AA)	2	5	0	0	0	0	0	0	0	1	2	0	0	.000	.167	.000	.167	0
MINOR LEAGUE TOTALS		125	469	73	107	28	5	20	83	8	67	148	27	5	.228	.332	.437	.769	4

CRUZ, DARVIN

OF

L/L | 5-11/165

BORN 11/10/05 in La Romana, D.R.

OPENING DAY AGE 18

RESIDES La Romana, D.R.

ACQUIRED Signed as IFA, 1/20/23 SIGNING SCOUTS E. Despradel/N. Bautista

YEAR	TEAM	G	AB	R	H	2B	3B	HR	RBI	HB	BB	SO	SB	CS	AVG	OBP	SLG	OPS	E
2023	DSL Royals Gold	1	2	1	1	0	0	0	0	0	1	0	0	0	.500	.667	.500	1.167	0
	DSL Royals Blue	43	141	17	28	8	0	0	13	0	33	41	9	3	.199	.347	.255	.602	5
MINOR LEAGUE TOTALS		44	143	18	29	8	0	0	13	0	34	41	9	3	.203	.352	.259	.611	5

CRUZ, JOSÉ

RHP

R/R | 6-4/200

BORN 4/29/05 in Manoguayabo, D.R.

OPENING DAY AGE 18

RESIDES Manoguayabo, D.R.

ACQUIRED Signed as IFA, 1/18/24 SIGNING SCOUTS E. Despradel/R. Aquino

YEAR	TEAM	W-L	ERA	G	GS	SV	IP	H	R	ER	HR	HB	BB	SO	BB/9	SO/9	AVG
2024																	

2024 will be his first year in professional ball

DE JESUS, DARY

LHP

L/L | 6-1/165

BORN 2/21/03 in Bonao, D.R.

OPENING DAY AGE 21

RESIDES Bonao, D.R.

ACQUIRED Signed as IFA, 2/29/20

SIGNING SCOUT Fausto Morel

YEAR	TEAM	W-L	ERA	G	GS	SV	IP	H	R	ER	HR	HB	BB	SO	BB/9	SO/9	AVG
2020																	
Did not play (no minor league season)																	
2021	DSL Royals White	2-0	4.09	6	0	0	11.0	7	5	5	0	0	9	18	7.4	14.7	.184
	DSL Royals Blue	0-0	27.00	1	0	0	1.1	3	4	4	0	0	1	2	6.8	13.5	.429
2022																	
Did not play (injured)																	
2023																	
Did not play (injured)																	
MINOR LEAGUE TOTALS		2-0	6.57	7	0	0	12.1	10	9	9	0	0	10	20	7.3	14.6	.222

DE LA ROSA, CARLOS

RHP

R/R | 6-4/175

BORN 6/16/05 in Santo Domingo, D.R.

OPENING DAY AGE 18

RESIDES Santo Domingo, D.R.

ACQUIRED Signed as IFA, 12/9/23

SIGNING SCOUTS R. Vasquez/R. Aquino

YEAR	TEAM	W-L	ERA	G	GS	SV	IP	H	R	ER	HR	HB	BB	SO	BB/9	SO/9	AVG
2024																	

2024 will be his first year in professional ball

MINOR LEAGUE PLAYER BIOS (CONT.)

DEL ROSARIO, OLIVER													LHP				
R/L 6-1/170			BORN 12/11/04 Santo Domingo, D.R.						OPENING DAY AGE 19								
RESIDES Santo Domingo, D.R.			ACQUIRED Signed as IFA, 1/18/24			SIGNING SCOUTS E. Despradel/R. Aquino/D. Guerrero											
YEAR	TEAM	W-L	ERA	G	GS	SV	IP	H	R	ER	HR	HB	BB	SO	BB/9	SO/9	AVG
2024		2024 will be his first year in professional ball															

DEVANNEY, CAM													IF	
See page 180														

DÍAZ, ANDRÉS													RHP				
R/R 6-1/150			BORN 7/6/01 in Chacao, Venezuela						OPENING DAY AGE 22								
RESIDES Lechería, Venezuela			ACQUIRED Signed as IFA, 11/14/17			SIGNING SCOUTS J. Gonzalez/O. Estevez											
CAREER NOTES: 2019: Led the DSL Royals 1 in innings (53.0) and ERA (1.87, min. 30.0 IP), tied for the team lead in wins (3) and ranked 3rd in strikeouts (43)...had a streak of 19.1 consecutive scoreless innings over parts of 5 starts from July 10 through Aug. 5, when an unearned run snapped the streak.																	
YEAR	TEAM	W-L	ERA	G	GS	SV	IP	H	R	ER	HR	HB	BB	SO	BB/9	SO/9	AVG
2018	DSL Royals 1	1-2	3.38	12	0	0	21.1	14	8	8	1	1	4	22	1.7	9.3	.187
2019	DSL Royals 1	3-1	1.87	13	13	0	53.0	51	20	11	5	6	43	1.0	7.3	.249	
2020		Did not play (no minor league season)															
2021	ACL Royals Gold (R)	1-0	4.32	5	0	1	8.1	8	6	4	1	0	4	12	4.3	13.0	.235
	ACL Royals Blue (R)	3-1	3.54	10	1	0	20.1	24	12	8	2	1	1	13	0.4	5.8	.289
2022	ACL Royals (R)	3-2	4.55	11	0	2	27.2	23	17	14	4	2	3	39	1.0	12.7	.213
2023	ACL Royals (R)	1-2	3.66	8	2	0	19.2	21	11	8	2	1	5	16	2.3	7.3	.263
	Columbia (A)	0-1	8.10	2	2	0	6.2	12	7	6	0	1	3	4	4.1	5.4	.387
MINOR LEAGUE TOTALS		12-9	3.38	61	18	3	157.0	153	81	59	11	11	26	149	1.5	8.5	.248

DICKERSON, DUSTIN													IF						
R/R 6-1/180			BORN 3/28/01 in Laurel, Miss.						OPENING DAY AGE 23										
RESIDES Laurel, Miss.			ACQUIRED 8th Round, 2023 Draft			SIGNING SCOUT Cody Clark													
CAREER NOTES: 2019: Graduated from West Jones HS (Miss.), where he batted .314 with 26 RBI as a senior and went 8-1 with a 1.80 ERA on the mound... 2020-23: Started in 208 of 209 games during his four-year career at Southern Mississippi, where he was named First-Team All-Sun Belt Conference at shortstop as a senior...hit a career-best .328 (88-for-268) in 2023 with a .971 OPS and 11 HR after hitting 2 home runs in his first three seasons...earned a spot on the Sun Belt All-Tournament Team and was named the NCAA Auburn Region Regional Most Outstanding Player in 2023 prior to being drafted...reported to the Arizona Complex League for 4 games before finishing the season with High-A Quad Cities...his father, Bobby Dickerson, is an Infield Coach on the Philadelphia Phillies coaching staff and played in the minors from 1987-93.																			
YEAR	TEAM	G	AB	R	H	2B	3B	HR	RBI	HB	BB	SO	SB	CS	AVG	OBP	SLG	OPS	E
2023	ACL Royals (R)	4	14	2	5	0	0	4	0	0	2	1	0	0	.357	.357	.357	.714	2
	Quad Cities (A+)	27	103	10	23	2	0	1	10	3	15	21	1	0	.223	.336	.272	.608	4
MINOR LEAGUE TOTALS		31	117	12	28	2	0	1	14	3	15	23	2	0	.239	.338	.282	.620	6

DICKEY, JARED													OF						
L/R 6-1/204			BORN 3/1/02 in Hermitage, Tenn.						OPENING DAY AGE 22										
RESIDES Mount Juliet, Tenn.			ACQUIRED 11th Round, 2023 Draft			SIGNING SCOUT Nick Hamilton													
CAREER NOTES: 2020: Graduated from Friendship Christian HS (Tenn.) after batting .455 during his 2019 junior season and leading his team to a district title... 2021-23: He redshirted his freshman season at Tennessee then hit .343 (118-for-344) in 103 games during his sophomore and junior seasons, including 12 HR and 52 RBI in 63 games in 2023...that effort earned him All-SEC Second Team honors...he started all 10 of Tennessee's postseason games...he had shoulder surgery during his junior season in high school and had his senior year wiped out due to the pandemic...his weight ballooned to 265 pounds that year, so he redshirted his freshman year at Tennessee and lost 60 pounds, and posted a 1.174 OPS in his collegiate debut in 2022...reported to the Arizona Complex League after being selected in the 11th round for 4 games before being promoted to Low-A Columbia, where he slashed .347/.434/.463 (33-for-95, .897 OPS) with 19 RBI in just 28 games.																			
YEAR	TEAM	G	AB	R	H	2B	3B	HR	RBI	HB	BB	SO	SB	CS	AVG	OBP	SLG	OPS	E
2023	ACL Royals (R)	4	11	2	2	0	1	0	1	1	2	2	1	0	.182	.357	.364	.721	0
	Columbia (A)	28	95	18	33	5	3	0	19	4	12	11	3	0	.347	.434	.463	.897	0
MINOR LEAGUE TOTALS		32	106	20	35	5	4	0	20	5	14	13	4	0	.330	.425	.453	.878	0

MINOR LEAGUE PLAYER BIOS (CONT.)

DIPOTO, JONAH

RHP

R/R | 6-1/225

BORN 9/3/96 in Queens, N.Y.

OPENING DAY AGE 27

RESIDES San Diego, Calif.

ACQUIRED 35th Round, 2019 Draft

SIGNING SCOUT Colin Gonzales

CAREER NOTES: **2015:** Graduated in 2015 from Newport Harbor High School (Calif.), where he was a Perfect Game preseason All-America honorable mention as a senior...selected by the Angels in the 38th round of the First-Year Player Draft, but elected to pursue an education at UC San Diego...**2016-19:** Attended the University of California, San Diego, where he went 3-2 with a 4.17 ERA in 19 appearances (1 start) as a senior in 2019...**2019:** Allowed 3 runs in his pro debut with Surprise on June 25, before recording 25.2 consecutive innings without allowing an earned run over his first 13 appearances with Burlington, a stretch in which he allowed just 5 hits in 85 at-bats (.060 opponents' average) and had 31 strikeouts...**2021:** Spent the entire season with High-A Quad Cities, posting a 3.19 ERA (11 ER in 31.0 IP) with 8 saves, which ranked tied for 2nd among Royals farmhands, with Tyler Zuber (8 in Omaha), 1 behind Josh Dye (9 in NW Arkansas and Omaha)...held opponents to a .159 batting average...missed the final two months of the season with a right arm injury...**2022:** On March 29, he pitched a perfect 8th inning vs. Seattle in a Major League Spring Training game in Peoria with his dad, Jerry Dipoto—the President of Baseball Operations for the Mariners—watching from the booth...appeared in 42 games with Double-A Northwest Arkansas during the regular season, posting a 3.68 ERA (26 ER in 63.2 IP) with 84 strikeouts...pitched for Surprise in the Arizona Fall League and allowed 2 runs over 9.1 innings with 14 strikeouts and 1 walk...**2023:** Began the season with Double-A Northwest Arkansas and posted a 0.87 ERA (1 ER in 10.1 IP) with 13 strikeouts across 7 games before being promoted to Triple-A Omaha, where he pitched in 36 games and went 3-2 with a 4.24 ERA (19 ER in 40.1 IP), 47 strikeouts and a .236 opponents' batting average.

YEAR	TEAM	W-L	ERA	G	GS	SV	IP	H	R	ER	HR	HB	BB	SO	BB/9	SO/9	AVG
2019	Burlington (R)	1-2	0.94	16	0	4	28.2	11	6	3	0	3	11	34	3.5	10.7	.111
	Surprise (R)	0-0	27.00	1	0	0	1.0	4	3	3	0	0	1	0.0	9.0	.572	
2020		Did not play (no minor league season)															
2021	Quad Cities (A+)	1-0	3.19	22	0	8	31.0	18	12	11	1	2	23	39	6.7	11.3	.159
2022	NW Arkansas (AA)	3-0	3.68	42	0	3	63.2	51	32	26	6	6	52	84	7.4	11.9	.213
2023	NW Arkansas (AA)	0-0	0.87	7	0	0	10.1	9	4	1	0	2	4	13	3.5	11.3	.231
	Omaha (AAA)	3-2	4.24	36	0	0	40.1	35	23	19	8	6	27	47	6.0	10.5	.236
MINOR LEAGUE TOTALS		8-4	3.24	124	0	15	175.0	128	80	63	15	19	117	218	6.0	11.2	.198

DOWNES, LLOYD

RHP

R/R | 6-1/170

BORN 4/13/06 in Bluefields, Nicaragua

OPENING DAY AGE 17

RESIDES Bluefields, Nicaragua

ACQUIRED Signed as IFA, 11/22/23

SIGNING SCOUT Luis Ortiz

YEAR	TEAM	W-L	ERA	G	GS	SV	IP	H	R	ER	HR	HB	BB	SO	BB/9	SO/9	AVG
2023	DSL Royals Blue	1-1	5.56	5	3	0	11.1	5	8	7	0	1	13	12	10.3	9.5	.132
	DSL Royals Gold	1-0	7.36	2	0	0	3.2	5	3	1	2	4	1	9.8	2.5	.357	
MINOR LEAGUE TOTALS		2-1	6.00	7	3	0	15.0	10	11	10	1	3	17	13	10.2	7.8	.192

DUFFEY, TYLER

RHP

See page 181

DUNHURST, HAYDEN

C

L/R | 5-11/210

BORN 9/19/00 in Carriere, Miss.

OPENING DAY AGE 23

RESIDES Carriere, Miss.

ACQUIRED 6th Round, 2022 Draft

SIGNING SCOUT Cody Clark

CAREER NOTES: **2019:** Graduated from Pearl River Central High School (Miss.) and was selected in the 37th round of the Draft by the Colorado Rockies, but elected to continue his education at Ole Miss...**2019-22:** Had 20 doubles, 18 home runs and 88 RBI in 138 games in three seasons at Ole Miss, in which he posted an .809 OPS while serving as the primary catcher...named an ABCA/Rawlings Gold Glove Award winner as a sophomore in 2021, becoming the second player in school history to win the award...was named to the 2022 preseason Golden Spikes Award watch list, before serving as the primary catcher on the CWS Championship team...caught the final strike of the 2022 College World Series championship game to cap a junior season in which he had 30 RBI in 56 games...the championship-clinching pitch was thrown by Brandon Johnson, who the Royals selected in the 9th round of the 2022 Draft.

YEAR	TEAM	G	AB	R	H	2B	3B	HR	RBI	HB	BB	SO	SB	CS	AVG	OBP	SLG	OPS	E
2022	ACL Royals (R)	3	7	2	3	2	0	0	1	0	3	2	0	0	.429	.600	.714	1.314	0
2023	ACL Royals (R)	3	11	2	1	1	0	3	0	4	5	0	0	0	.091	.313	.182	.495	0
	Columbia (A)	27	90	6	16	4	1	2	12	1	6	41	0	1	.178	.237	.311	.548	3
	Quad Cities (A+)	1	3	0	0	0	0	0	0	0	0	2	0	0	.000	.000	.000	.000	0
MINOR LEAGUE TOTALS		34	111	10	20	7	1	2	16	1	13	50	0	1	.180	.270	.315	.585	3

DURÁN, RODOLFO

C

See page 183

EATON, NATE

OF

See page 184

MINOR LEAGUE PLAYER BIOS (CONT.)

EMSHOFF, KALE

C

R/R | 6-2/225

BORN 5/2/98 in Robstown, Texas

OPENING DAY AGE 25

RESIDES Robstown, Texas

ACQUIRED Signed as MiLB FA, 6/23/20

SIGNING SCOUT Kyle Price

CAREER NOTES: 2016: Graduated from Calallen High School (Texas), where he earned Texas 5A First Team honors and was the class president as a senior..**2017-20:** Attended the University of Arkansas-Little Rock, where he hit .417 (25-for-60) with 7 home runs in 17 games prior to the cancellation of the 2020 season..**2021:** Launched an apparel company, Seams Apparel, which is an athletic brand that unites athletes and fans built on the pillars of hard work and determination to achieve success, and can be found at www.seamsapparel.com..**2022:** Received his first invitation to Major League Spring Training...resides on a farm in Robstown, Texas, where his family grows corn and cotton.

YEAR	TEAM	G	AB	R	H	2B	3B	HR	RBI	HB	BB	SO	SB	CS	AVG	OBP	SLG	OPS	E
2020																			
Did not play (no minor league season)																			
2021	Columbia (A)	55	198	29	54	14	1	10	43	5	30	74	0	0	.273	.380	.505	.885	2
	Quad Cities (A+)	8	27	1	6	2	0	0	2	0	6	13	0	0	.222	.364	.296	.660	0
2022	Quad Cities (A+)	100	361	40	81	19	0	12	46	11	39	148	2	2	.224	.316	.377	.693	3
2023	Quad Cities (A+)	89	316	35	71	15	2	10	44	4	29	91	2	1	.225	.296	.380	.676	6
	Omaha (AAA)	5	8	2	2	2	0	0	0	0	3	3	0	0	.250	.455	.500	.955	0
MINOR LEAGUE TOTALS		257	910	107	214	52	3	32	135	20	107	329	4	3	.235	.327	.404	.731	11

ESPINAL, CESAR

RHP

R/R | 6-2/165

BORN 8/25/05 in Higuey, D.R.

OPENING DAY AGE 18

RESIDES Higuey, D.R.

ACQUIRED Trade w/ Orioles, 12/18/23

CAREER NOTES: 2023: Acquired by Kansas City from Baltimore for RHP Jonathan Heasley on Dec. 18.

YEAR	TEAM	W-L	ERA	G	GS	SV	IP	H	R	ER	HR	HB	BB	SO	BB/9	SO/9	AVG
2022	DSL Orioles Black	2-3	5.49	11	0	0	19.2	19	13	12	1	4	14	16	6.4	7.3	.271
2023	DSL Orioles Orange	2-1	3.18	9	8	0	34.0	29	12	12	2	3	11	34	2.9	9.0	.240
MINOR LEAGUE TOTALS		4-4	4.02	20	8	0	53.2	48	25	24	3	7	25	50	4.2	8.4	.251

ESPINOSA, WESKENDRY

RHP

R/R | 6-1/185

BORN 3/18/02 in San José de Ocoa, D.R.

OPENING DAY AGE 22

RESIDES San José de Ocoa, D.R.

ACQUIRED Signed as IFA, 1/18/21

SIGNING SCOUT Edis Perez

YEAR	TEAM	W-L	ERA	G	GS	SV	IP	H	R	ER	HR	HB	BB	SO	BB/9	SO/9	AVG
2021	DSL Royals Blue	1-3	4.38	12	10	0	39.0	41	28	19	2	4	11	28	2.5	6.5	.270
2022	DSL Royals Stewart	0-0	6.62	7	6	1	17.2	23	14	13	0	4	9	17	4.6	8.7	.315
	DSL Royals Glass	1-1	8.25	5	1	0	12.0	18	12	11	2	2	5	8	3.8	6.0	.360
2023	DSL Royals Gold	0-1	6.00	3	3	0	9.0	9	8	6	0	0	7	6	7.0	6.0	.273
	DSL Royals Blue	1-1	1.30	8	6	0	27.2	18	5	4	1	3	8	30	2.6	9.8	.178
MINOR LEAGUE TOTALS		3-6	4.53	35	26	1	105.1	109	67	53	5	13	40	89	3.4	7.6	.267

FENLONG, CONNOR

RHP

R/R | 6-4/234

BORN 9/22/99 in Gouverneur, N.Y.

OPENING DAY AGE 24

RESIDES Gouverneur, N.Y.

ACQUIRED Signed as MiLB FA, 7/18/23

SIGNING SCOUT Mike Farrell

CAREER NOTES: 2021-23: Pitched for three seasons at Indiana State University, amassing a 15-7 record and a 3.92 ERA (84 ER in 192.2 IP) with 145 strikeouts...pitched for Williamsport in the MLB Draft League in 2022, going 1-1 in 13 games (1 start)...was named a Collegiate Baseball News Second Team All-American, an ABCA/Rawlings Third Team All-American, NCBWA Third Team All-American, ACBA/Rawlings All-Midwest Region First Team and 2023 Missouri Valley Conference Pitcher of the Year in 2023 after he finished the year as the MVC leader in both wins (9) and innings pitched (92.0), while finishing 4th in opponents' batting average (.225) and 5th in ERA (3.52)...as a redshirt senior, he took over a starting weekend role after two years as one of the top relievers in The Valley including earning First Team All-MVC honors in 2021 as Indiana State's primary closer...Spencer Nivens, who was selected in the 5th round of the 2023 Draft by Kansas City, was named the MVC Player of the Year.

YEAR	TEAM	W-L	ERA	G	GS	SV	IP	H	R	ER	HR	HB	BB	SO	BB/9	SO/9	AVG
2023	ACL Royals (R)	0-0	6.75	3	1	0	4.0	4	3	3	0	1	3	4	6.8	9.0	.267

FIGUEROA, DERLIN

OF

L/R | 6-0/163

BORN 9/7/03 in Santo Domingo, D.R.

OPENING DAY AGE 20

RESIDES Santo Domingo, D.R.

ACQUIRED Trade w/ Dodgers, 8/1/23

CAREER NOTES: 2023: Was acquired via trade from the Los Angeles Dodgers with infielder Devin Mann for left-handed pitcher Ryan Yarbrough on Aug. 1...reported to the Arizona Complex League Royals, where he slashed .571/.659/1.029 (20-for-35) across his final 11 games of the year...he split the season between the ACL Dodgers (31 games) and the ACL Royals (11 G), and he slashed a combined .328/.452/.555 (42-for-128, 1.007 OPS) with 14 doubles, 5 home runs and 29 RBI en route to being named an Arizona Complex League All-Star.

YEAR	TEAM	G	AB	R	H	2B	3B	HR	RBI	HB	BB	SO	SB	CS	AVG	OBP	SLG	OPS	E
2021	DSL LAD Bautista	49	134	14	22	3	2	0	14	2	27	40	2	4	.164	.305	.216	.521	13
2022	DSL LAD Bautista	15	43	4	10	3	1	2	10	1	4	9	4	2	.233	.306	.488	.794	0
	DSL LAD Mega	28	99	27	32	0	7	28	2	17	26	4	2	.323	.429	.556	.985	7	
2023	ACL Dodgers (R)	31	93	16	22	4	0	3	21	1	19	25	5	1	.237	.372	.376	.748	0
	ACL Royals (R)	11	35	14	20	10	0	2	8	0	9	4	1	2	.571	.659	1.029	1.688	1
MINOR LEAGUE TOTALS		134	404	75	106	22	3	14	81	6	76	104	16	11	.262	.382	.426	.818	21

MINOR LEAGUE PLAYER BIOS (CONT.)

FITZGERALD, RYAN

IF

L/R | 6-5/185

BORN 6/17/94 in Hinsdale, Ill.

OPENING DAY AGE 29

RESIDES Burr Ridge, Ill.

ACQUIRED Rule 5 Draft (AAA), 12/6/23

YEAR	TEAM	G	AB	R	H	2B	3B	HR	RBI	HB	BB	SO	SB	CS	AVG	OBP	SLG	OPS	E	
2017		Did not play affiliated ball																		
2018	Greenville (A)	80	318	44	87	9	3	8	38	2	29	70	5	3	.274	.337	.396	.733	13	
2019	Salem (A+)	127	461	63	125	25	7	3	65	6	51	107	11	10	.271	.345	.375	.720	19	
2020		Did not play (no minor league season)																		
2021	Portland (AA)	95	321	46	87	30	3	13	49	8	33	68	4	4	.271	.351	.505	.856	9	
	Worcester (AAA)	13	42	9	11	2	1	3	9	1	4	13	0	1	.262	.340	.571	.911	2	
2022	Worcester (AAA)	127	452	55	99	26	4	16	72	10	49	135	6	5	.219	.304	.400	.704	9	
2023	GCL Red Sox (R)	4	14	1	6	1	1	0	4	0	0	1	2	0	.429	.429	.643	1.072	0	
	Worcester (AAA)	95	322	51	84	24	6	12	56	2	41	99	9	7	.261	.345	.484	.829	4	
MINOR LEAGUE TOTALS		541	1930	269	499	117	25	55	293	29	207	493	37	30	.259	.336	.431	.767	56	

FLEMING, WILLIAM

RHP

R/R | 6-6/220

BORN 3/6/99 in Asheville, N.C.

OPENING DAY AGE 25

RESIDES Asheville, N.C.

ACQUIRED Trade w/ Mariners, 6/27/22

SIGNING SCOUT Tyler Holub (SEA)

CAREER NOTES: **2017:** Graduated from Christ School (N.C.), where he earned seven total varsity letters in baseball (4) and basketball (3)...**2018-21:** Played four seasons at Wake Forest University and recorded 125 strikeouts in 74.2 innings pitched...was selected in the 11th round of the 2021 Draft by Seattle, and spent the majority of the season at Low-A Modesto, where he made 7 appearances...**2022:** Began the year with Modesto and made 14 starts before being acquired by Kansas City with RHP Wyatt Mills for IF Carlos Santana on June 27...reported to High-A Quad Cities, where he went 3-4 with a 5.10 ERA (31 ER in 54.2 IP) in 11 starts...his mother, Amy, was a world record holder, ACC champion and NCAA national champion swimmer at North Carolina...he is an Eagle Scout.

YEAR	TEAM	W-L	ERA	G	GS	SV	IP	H	R	ER	HR	HB	BB	SO	BB/9	SO/9	AVG
2021	ACL Mariners (R)	1-1	6.00	2	0	0	3.0	2	3	2	0	0	1	5	3.0	15.0	.167
	Modesto (A)	3-0	2.84	7	2	0	19.0	14	7	6	2	0	3	22	1.4	10.4	.203
2022	Modesto (A)	6-6	4.92	14	14	0	67.2	64	40	37	9	1	24	59	3.2	7.9	.249
	Quad Cities (A+)	3-4	5.10	11	11	0	54.2	63	31	31	9	7	18	39	3.0	6.4	.285
2023	Quad Cities (A+)	3-2	3.92	13	11	0	59.2	69	26	26	3	5	17	53	2.6	8.0	.292
	NW Arkansas (AA)	2-0	4.34	10	8	0	47.2	49	23	23	6	1	17	38	3.2	7.2	.262
MINOR LEAGUE TOTALS		18-13	4.47	57	46	0	251.2	261	130	125	29	14	80	216	2.9	7.7	.266

FRANCO, JESÚS

LHP

L/L | 6-1/170

BORN 3/4/05 in Gómez Palacio, México

OPENING DAY AGE 19

RESIDES Durango, México

ACQUIRED Signed as IFA, 1/25/22

SIGNING SCOUTS M. Samaniego/L. Ortiz

YEAR	TEAM	W-L	ERA	G	GS	SV	IP	H	R	ER	HR	HB	BB	SO	BB/9	SO/9	AVG
2022	DSL Royals Stewart	0-3	15.55	11	0	0	11.0	23	30	19	1	4	23	7	18.8	5.7	.411
2023	DSL Royals Blue	1-0	3.38	3	0	0	5.1	3	5	2	1	2	6	3	10.1	5.1	.158
	DSL Royals Gold	0-1	4.26	5	0	0	6.1	7	5	3	0	1	4	6	5.7	8.5	.280
MINOR LEAGUE TOTALS		1-4	9.53	19	0	0	22.2	33	40	24	2	7	33	16	13.1	6.4	.330

GARCÍA, ANDERSON

IF

R/R | 6-0/195

BORN 9/14/06 in Imbert, D.R.

OPENING DAY AGE 17

RESIDES Imbert, D.R.

ACQUIRED Signed as IFA, 1/18/24

SIGNING SCOUTS F. Feliciano/R. Aquino

YEAR	TEAM	G	AB	R	H	2B	3B	HR	RBI	HB	BB	SO	SB	CS	AVG	OBP	SLG	OPS	E	
2024		2024 will be his first year in professional ball																		

GARCÍA, DARISON

IF

S/R | 5-11/165

BORN 5/14/07 in Santiago de los Caballeros, D.R.

OPENING DAY AGE 16

RESIDES Santiago de los Caballeros, D.R.

ACQUIRED Signed as IFA, 1/18/24

SIGNING SCOUTS F. Morel/R. Aquino

YEAR	TEAM	G	AB	R	H	2B	3B	HR	RBI	HB	BB	SO	SB	CS	AVG	OBP	SLG	OPS	E	
2024		2024 will be his first year in professional ball																		

GARCÍA, JOHN

RHP

R/R | 6-1/220

BORN 5/3/05 in San Francisco de Macoris, D.R.

OPENING DAY AGE 18

RESIDES San Francisco de Macoris, D.R.

ACQUIRED Signed as IFA, 10/4/23

SIGNING SCOUT F. Morel/R. Aquino

YEAR	TEAM	W-L	ERA	G	GS	SV	IP	H	R	ER	HR	HB	BB	SO	BB/9	SO/9	AVG	
2024		2024 will be his first year in professional ball																

MINOR LEAGUE PLAYER BIOS (CONT.)

GERMAN, MANUEL

IF

R/R | 6-1/220 BORN 4/29/05 in Sabana Grande de Palenque, D.R. OPENING DAY AGE 18
 RESIDES San Cristóbal, D.R. ACQUIRED Signed as IFA, 3/15/22 SIGNING SCOUT Edis Perez

CAREER NOTES: Is a cousin of Blue Jays first baseman Vladimir Guerrero Jr.

YEAR	TEAM	G	AB	R	H	2B	3B	HR	RBI	HB	BB	SO	SB	CS	AVG	OBP	SLG	OPS	E
2022	DSL Royals Stewart	5	16	1	1	1	0	0	1	2	1	5	0	0	.063	.211	.125	.336	0
	DSL Royals Glass	41	110	15	23	8	0	3	17	3	16	32	1	0	.209	.318	.364	.682	8
2023	DSL Royals Blue	35	101	9	23	2	0	2	10	4	5	28	0	0	.228	.281	.307	.588	4
MINOR LEAGUE TOTALS		81	227	25	47	11	0	5	28	9	22	65	1	0	.207	.294	.322	.616	12

GONZÁLEZ, ASBEL

OF

R/R | 6-2/170 BORN 1/2/06 in Maracay, Venezuela OPENING DAY AGE 18
 RESIDES Maracay, Venezuela ACQUIRED Signed as IFA, 1/23/23 SIGNING SCOUTS A. Garcia/R. Castro

YEAR	TEAM	G	AB	R	H	2B	3B	HR	RBI	HB	BB	SO	SB	CS	AVG	OBP	SLG	OPS	E
2023	DSL Royals Gold	25	92	18	25	9	2	0	16	3	12	13	9	4	.272	.364	.413	.777	2
	DSL Royals Blue	18	51	7	10	1	0	1	2	4	7	13	8	7	.196	.339	.275	.614	0
MINOR LEAGUE TOTALS		43	143	25	35	10	2	1	18	7	19	26	17	11	.245	.355	.364	.719	2

GONZÁLEZ, CARLOS

RHP

R/R | 6-1/150 BORN 2/14/06 in Isla de Margarita, Venezuela OPENING DAY AGE 18
 RESIDES Isla de Margarita, Venezuela ACQUIRED Signed as IFA, 1/25/23 SIGNING SCOUTS J. Gonzalez/R. Castro

YEAR	TEAM	W-L	ERA	G	GS	SV	IP	H	R	ER	HR	HB	BB	SO	BB/9	SO/9	AVG
2023	DSL Royals Blue	0-0	7.71	1	0	0	2.1	4	2	2	0	0	1	2	3.9	7.7	.364
	DSL Royals Gold	2-3	6.48	10	0	0	16.2	22	20	12	5	2	8	9	4.3	4.9	.301
MINOR LEAGUE TOTALS		2-3	6.63	11	0	0	19.0	26	22	14	5	2	9	11	4.3	5.2	.310

GONZÁLEZ, HERARD

IF

S/R | 5-11/167 BORN 5/16/01 in Villa Vasquez, D.R. OPENING DAY AGE 22
 RESIDES Villa Vasquez, D.R. ACQUIRED Signed as IFA, 7/6/17 SIGNING SCOUTS E. Perez/F. Herrera

YEAR	TEAM	G	AB	R	H	2B	3B	HR	RBI	HB	BB	SO	SB	CS	AVG	OBP	SLG	OPS	E
2018	DSL Royals 1	55	167	28	36	4	0	1	15	2	24	42	22	6	.216	.321	.257	.578	6
2019	Surprise (R)	48	159	28	49	1	2	3	24	3	31	37	3	5	.308	.421	.396	.817	6
2020		Did not play (no minor league season)																	
2021	Columbia (A)	90	311	63	73	16	3	7	44	6	62	125	13	5	.235	.367	.373	.740	19
2022	Quad Cities (A+)	113	407	61	97	9	7	9	61	2	65	114	14	8	.238	.343	.361	.704	15
2023	Quad Cities (A+)	94	325	28	68	14	4	1	29	1	41	92	7	5	.209	.296	.286	.582	9
MINOR LEAGUE TOTALS		400	1369	208	323	44	16	21	173	14	223	410	59	29	.236	.345	.337	.682	55

GONZÁLEZ, RICSON

C

R/R | 6-0/170 BORN 6/16/05 in El Tigre, Venezuela OPENING DAY AGE 18
 RESIDES El Tigre, Venezuela ACQUIRED Signed as IFA, 5/10/22 SIGNING SCOUTS J. Gonzalez/R. Castro/A. Garcia

YEAR	TEAM	G	AB	R	H	2B	3B	HR	RBI	HB	BB	SO	SB	CS	AVG	OBP	SLG	OPS	E
2022	DSL Royals Stewart	3	11	0	1	0	0	0	0	1	0	3	0	0	.091	.167	.091	.258	3
	DSL Royals Glass	27	79	8	19	4	0	0	8	3	7	13	1	0	.241	.326	.291	.617	3
2023	DSL Royals Gold	21	55	12	15	4	0	0	2	6	12	11	0	1	.273	.452	.345	.797	6
	DSL Royals Blue	13	35	3	7	2	0	1	2	1	4	10	0	0	.200	.300	.343	.643	3
MINOR LEAGUE TOTALS		64	180	23	42	10	0	1	12	11	23	37	1	1	.233	.355	.306	.661	15

GRAY JR., JOE

OF

R/R | 6-3/220 BORN 3/12/00 in Hattiesburg, Miss. OPENING DAY AGE 24
 RESIDES Hattiesburg, Miss. ACQUIRED Rule 5 Draft (AAA), 12/16/23 SIGNING SCOUT Scott Nichols (MIL)

CAREER NOTES: 2018: Selected in the 2nd round of the Draft out of Hattiesburg High School (Miss.)...2021: Named an MiLB.com organizational All-Star (Milwaukee) after tying for 2nd in the Low-A East in triples (7)... named best batting prospect in the Low-A East by *Baseball America* as voted on by league managers...following the season played for the Salt River Rafters in the Arizona Fall League...2023: Spent the majority of the season playing for High-A Wisconsin, slashing .249/.305/.378 (100-for-402) with 29 extra-base hits.

YEAR	TEAM	G	AB	R	H	2B	3B	HR	RBI	HB	BB	SO	SB	CS	AVG	OBP	SLG	OPS	E
2018	ACL Brewers (R)	24	77	14	14	5	0	2	9	2	18	25	6	0	.182	.347	.325	.672	0
2019	Rocky Mountain (R)	31	110	19	18	4	1	3	9	5	13	36	3	2	.164	.279	.300	.579	0
2020		Did not play (no minor league season)																	
2021	Carolina (A)	51	190	40	55	15	7	12	53	6	33	61	12	0	.289	.407	.632	1.039	5
	Wisconsin (A)	59	215	32	47	7	2	8	37	9	20	70	11	3	.219	.306	.381	.687	2
2022	Wisconsin (A)	123	462	58	89	21	4	15	54	7	51	177	17	2	.193	.279	.353	.632	8
2023	Wisconsin (A)	101	402	50	100	17	1	11	57	7	27	104	16	8	.249	.305	.378	.683	0
	Biloxi (AA)	10	37	3	2	1	0	0	3	1	1	17	1	0	.054	.103	.081	.184	1
MINOR LEAGUE TOTALS		399	1493	216	325	70	15	51	222	37	163	490	66	15	.218	.307	.387	.694	16

MINOR LEAGUE PLAYER BIOS (CONT.)

GUERRERO, TYSON

LHP

L/L | 6-1/188

BORN 2/16/99 in Chehalis, Wash.

OPENING DAY AGE 25

RESIDES Chehalis, Wash.

ACQUIRED 12th Round, 2021 Draft

SIGNING SCOUT Joe Ross

CAREER NOTES: 2018: Graduated W.F. West High School (Wash.), where he earned Evergreen Conference MVP honors as a junior in 2017 after posting a 1.02 ERA and 44 strikeouts in 27.1 innings...that included a 15-strikeout game, a no-hitter and a 12-strikeout game to lead his team to the 2A state title game...he went 7-0 with a 1.17 ERA and threw a no-hitter with 12 strikeouts in the 3rd-place game of the State playoffs as a senior...2019: Was a two-way player at Washington State University, where he went 1-2 with a 3.63 ERA (14 ER in 34.2 IP) in 19 outings and hit .277 (26-for-94)...2020: Spent the season at Lower Columbia College (Wash.), where he went 1-0 with a 1.80 ERA and 20 strikeouts in 2 starts, including 15 strikeouts in a 6.0-inning start...2021: Ranked 3rd among qualified Pac-12 pitchers and led his team with a 2.96 ERA (18 ER in 54.2 IP) as a redshirt sophomore...pitched in 9 games (7 starts) in his first professional season, finishing the year with Low-A Columbia, where he made 3 starts...2023: Struck out 121 batters between High-A Quad Cities (106 in 84.1 IP) and Double-A Northwest Arkansas (15 in 11.0 IP).

YEAR	TEAM	W-L	ERA	G	GS	SV	IP	H	R	ER	HR	HB	BB	SO	BB/9	SO/9	AVG
2021	ACL Royals Gold (R)	1-0	0.00	1	0	0	2.0	2	0	0	0	0	0	2	0.0	9.0	.286
	ACL Royals Blue (R)	0-0	2.25	5	4	0	8.0	6	2	2	0	0	4	12	4.5	13.5	.231
	Columbia (A)	0-1	9.00	3	3	0	7.0	10	7	7	2	1	4	6	5.1	7.7	.323
2022	Quad Cities (A+)	0-3	6.17	6	6	0	23.1	24	19	16	5	1	10	22	3.9	8.5	.258
2023	Quad Cities (A+)	2-4	3.63	18	17	0	84.1	65	37	34	10	7	29	106	3.1	11.3	.215
	NW Arkansas (AA)	1-2	6.55	3	3	0	11.0	10	8	8	2	1	5	15	4.1	12.3	.233
MINOR LEAGUE TOTALS		4-10	4.44	36	33	0	135.2	117	73	67	19	10	52	163	3.5	10.8	.233

GUTIERREZ, JOSÉ

RHP

R/R | 6-1/160

BORN 5/24/03 in Guayana, Venezuela

OPENING DAY AGE 20

RESIDES Guayana, Venezuela

ACQUIRED Signed as IFA, 12/15/21

SIGNING SCOUT Joelvis Gonzalez

YEAR	TEAM	W-L	ERA	G	GS	SV	IP	H	R	ER	HR	HB	BB	SO	BB/9	SO/9	AVG
2022	DSL Royals Glass	0-2	4.50	3	2	0	10.0	14	7	5	1	0	2	11	1.8	9.9	.318
	DSL Royals Stewart	0-1	1.17	4	3	0	7.2	1	1	1	0	0	0	3	0.0	3.5	.040
2023	DSL Royals Gold	3-0	5.25	5	1	0	12.0	16	7	7	1	2	3	11	2.3	8.3	.320
	DSL Royals Blue	0-1	2.25	1	1	0	4.0	3	1	1	0	1	0	6	0.0	13.5	.200
MINOR LEAGUE TOTALS		3-4	3.74	13	7	0	33.2	34	16	14	2	3	5	31	1.3	8.3	.254

GUTIERREZ, JULIO

RHP

R/R | 6-1/175

BORN 3/5/05 in Santiago de los Caballeros, D.R.

OPENING DAY AGE 19

RESIDES La Vega, D.R.

ACQUIRED Signed as IFA, 6/24/23

SIGNING SCOUTS F. Morel/R. Aquino

YEAR	TEAM	W-L	ERA	G	GS	SV	IP	H	R	ER	HR	HB	BB	SO	BB/9	SO/9	AVG
2023	DSL Royals Blue	1-0	7.36	3	0	0	3.2	3	4	3	1	1	7	3	17.2	7.4	.200
	DSL Royals Gold	0-0	9.35	6	0	1	8.2	9	12	9	3	1	10	4	10.4	4.2	.273
MINOR LEAGUE TOTALS		1-0	8.76	9	0	1	12.1	12	16	12	4	2	17	7	12.4	5.1	.250

GUZMÁN, DIEGO

IF

R/R | 6-1/170

BORN 9/12/03 in Barcelona, Venezuela

OPENING DAY AGE 20

RESIDES Puerto La Cruz, Venezuela

ACQUIRED Signed as IFA, 1/15/21

SIGNING SCOUTS A. Garcia/J. Gonzalez

YEAR	TEAM	G	AB	R	H	2B	3B	HR	RBI	HB	BB	SO	SB	CS	AVG	OBP	SLG	OPS	E
2021	ACL Royals Blue (R)	31	85	12	19	4	0	1	8	2	12	40	3	2	.224	.333	.306	.639	10
2022	ACL Royals (R)	34	111	10	22	3	3	1	12	1	12	43	3	3	.198	.282	.306	.588	8
2023	ACL Royals (R)	31	86	10	17	4	1	1	19	0	8	17	2	2	.198	.260	.302	.562	3
MINOR LEAGUE TOTALS		96	282	32	58	11	4	3	39	3	32	100	8	7	.206	.292	.305	.597	21

GUZMÁN, FRANQUELY

RHP

R/R | 6-3/220

BORN 5/12/03 in Monte Plata, D.R.

OPENING DAY AGE 20

RESIDES Monte Plata, D.R.

ACQUIRED Signed as IFA, 1/20/22

SIGNING SCOUT Nicolas Bautista

YEAR	TEAM	W-L	ERA	G	GS	SV	IP	H	R	ER	HR	HB	BB	SO	BB/9	SO/9	AVG
2023	DSL Royals Blue	0-1	4.50	1	0	0	2.0	2	3	1	0	0	1	2	4.5	9.0	.222
	DSL Royals Gold	0-1	11.17	8	0	0	9.2	8	13	12	0	5	19	14	17.7	13.0	.229
MINOR LEAGUE TOTALS		0-2	10.03	9	0	0	11.2	10	16	13	0	5	20	16	15.4	12.3	.227

MINOR LEAGUE PLAYER BIOS (CONT.)

HANSELL, JOSH RHP

R/R | 6-6/220 **BORN** 2/7/02 in Chandler, Ariz. **OPENING DAY AGE** 22
RESIDES Chandler, Ariz. **ACQUIRED** 16th Round, 2023 Draft **SIGNING SCOUT** Ken Munoz

CAREER NOTES: **2020:** Graduated from Seton Catholic Prep (Ariz.), where he was First-Team All-League in football and Second-Team All-League in basketball...**2021:** He began his college career at Wichita State, where he made 7 appearances (2 starts), including 5.0 innings with 1 hit allowed in his debut...**2022-23:** Made 17 appearances (4 starts) for Arizona State as a junior in 2023, after making just 6 appearances (1 start) with ASU as a sophomore in 2022...his father, Greg, was drafted by Boston in 1989 played professional baseball for 16 seasons, including four years in the Majors from 1995-97, '99...Greg was the Player to be Named Later in a trade that sent him from Oakland to the Royals in 1998 with Shane Mack for Mike Macfarlane.

YEAR	TEAM	W-L	ERA	G	GS	SV	IP	H	R	ER	HR	HB	BB	SO	BB/9	SO/9	AVG
2023	ACL Royals (R)	1-0	3.00	2	0	0	3.0	3	1	1	0	0	1	1	3.0	3.0	.273

HARM, PARKER LHP

L/L | 6-2/200 **BORN** 2/2/97 in Mandan, N.D. **OPENING DAY AGE** 27
RESIDES Fargo, N.D. **ACQUIRED** Signed as MiLB FA, 7/25/21 **SIGNING SCOUT** Matt Price

CAREER NOTES: **2022:** Pitched in 11 games for the Brisbane Bandits in the Australian Winter League, going 1-1 with a 3.21 ERA (5 ER in 14.0 IP).

YEAR	TEAM	W-L	ERA	G	GS	SV	IP	H	R	ER	HR	HB	BB	SO	BB/9	SO/9	AVG
2021	ACL Royals Gold (R)	0-1	7.02	9	1	1	16.2	22	15	13	2	3	5	22	2.7	11.9	.314
	ACL Royals Blue (R)	1-0	0.00	1	0	0	2.1	1	0	0	0	0	1	4	3.9	15.4	.125
2022	ACL Royals (R)	0-0	13.50	2	0	0	2.0	1	3	3	1	0	2	4	9.0	18.0	.111
	Quad Cities (A+)	0-2	6.23	15	0	0	21.2	14	19	15	0	8	21	28	8.7	11.6	.187
2023	Quad Cities (A+)	3-4	5.21	33	0	0	38.0	28	26	22	2	8	31	44	7.3	10.4	.204
MINOR LEAGUE TOTALS		4-7	5.91	60	1	1	80.2	66	63	53	5	19	60	102	6.7	11.4	.221

HAYES, KYLE C

R/R | 6-2/205 **BORN** 10/8/97 in Falls Church, Va. **OPENING DAY AGE** 26
RESIDES Vienna, Va. **ACQUIRED** Signed as MiLB FA, 1/26/22

CAREER NOTES: **2017-20:** Played four seasons at James Madison University, where he earned the Athletic Director's Scholar Athlete Award as a freshman...posted a 1,000 fielding percentage in 34 games as a junior...**2021:** Played one season at George Mason University as a fifth-year senior, and was named to the Atlantic 10 Commissioner's Honor Roll and hit .271 (26-for-96)...played for the Great Falls Voyagers in the Independent Pioneer League prior to signing with Kansas City.

YEAR	TEAM	G	AB	R	H	2B	3B	HR	RBI	HB	BB	SO	SB	CS	AVG	OBP	SLG	OPS	E
2022	Columbia (A)	25	73	5	10	2	0	2	8	4	9	30	1	0	.137	.267	.247	.514	0
	Quad Cities (A+)	4	13	0	0	0	0	0	0	2	1	5	0	0	.000	.188	.000	.188	0
2023	Quad Cities (A+)	1	3	0	0	0	0	0	1	0	0	1	0	0	.000	.000	.000	.000	0
	NW Arkansas (AA)	6	11	6	4	1	1	0	1	1	5	2	0	0	.364	.556	.636	1.192	1
MINOR LEAGUE TOTALS		36	100	11	14	3	1	2	10	7	15	38	1	0	.140	.293	.250	.543	1

HERBOLD, BRANDON LHP

L/L | 6-6/180 **BORN** 8/10/04 in Rotterdam, Netherlands **OPENING DAY AGE** 19
RESIDES Amsterdam, Netherlands **ACQUIRED** Signed as IFA, 1/16/23 **SIGNING SCOUT** Nick Leto

YEAR	TEAM	W-L	ERA	G	GS	SV	IP	H	R	ER	HR	HB	BB	SO	BB/9	SO/9	AVG
2023	ACL Royals (R)	1-1	6.46	12	10	0	23.2	23	17	17	4	3	7	15	2.7	5.7	.258

HERNANDEZ, BEN RHP

R/R | 6-2/210 **BORN** 7/1/01 in Chicago, Ill. **OPENING DAY AGE** 22
RESIDES Chicago, Ill. **ACQUIRED** 2nd Round, 2020 Draft **SIGNING SCOUT** Scott Melvin

CAREER NOTES: **2020:** Graduated from De Le Salle Institute (Ill.), where he went 4-2 with a 1.81 ERA and 67 strikeouts in 45.0 innings as a junior in 2019...did not pitch in 2020 due to the COVID-19 pandemic...named the "best pitcher" in the inaugural Prospect Development Pipeline League, according to MLB.com, in which he recorded 6.0 hitless innings over 3 outings...struck out the side in the 9th inning of the 2019 Under Armour All-America Game...was committed to the University of Illinois at Chicago before signing with Kansas City.

YEAR	TEAM	W-L	ERA	G	GS	SV	IP	H	R	ER	HR	HB	BB	SO	BB/9	SO/9	AVG
2020	Did not play (no minor league season)																
2021	ACL Royals Gold (R)	0-0	4.50	3	3	0	4.0	5	2	2	0	0	0	2	0.0	4.5	.313
	Columbia (A)	1-2	4.31	9	9	0	31.1	32	15	15	2	4	17	31	4.9	8.9	.271
2022	Columbia (A)	1-7	5.38	23	23	0	77.0	83	56	46	7	9	40	71	4.7	8.3	.280
2023	ACL Royals (R)	0-3	5.74	5	2	0	15.2	17	12	10	1	2	10	10	5.7	5.7	.262
	Columbia (A)	2-3	4.71	9	8	0	42.0	53	26	22	2	1	22	26	4.7	5.6	.312
MINOR LEAGUE TOTALS		4-15	5.03	49	45	0	170.0	190	111	95	12	16	89	140	4.7	7.4	.286

HERNANDEZ, DIEGO OF

See page 186

MINOR LEAGUE PLAYER BIOS (CONT.)

HERNÁNDEZ, JORGE

C

L/R | 6-0/180

BORN 12/20/05 in Guadalajara, México

OPENING DAY AGE 18

RESIDES Guadalajara, México

ACQUIRED Signed as IFA, 1/17/23

SIGNING SCOUT Manuel Samaniego

YEAR	TEAM	G	AB	R	H	2B	3B	HR	RBI	HB	BB	SO	SB	CS	AVG	OBP	SLG	OPS	E
2023	DSL Royals Blue	41	129	21	40	7	1	0	20	6	14	29	4	2	.310	.397	.380	.777	8

HERNÁNDEZ, OMAR

C

R/R | 5-11/170

BORN 10/10/01 in La Habana, Cuba

OPENING DAY AGE 22

RESIDES Barcelona, Spain

ACQUIRED Signed as IFA, 8/17/18

SIGNING SCOUTS N. Leto/R. Francisco

CAREER NOTES: 2023: Played for Team Spain in the EuroBaseball 2023 Tournament in Sept-Oct., and led the championship tournament with 4 home runs and 10 runs scored...also appeared in 3 games for the Mesa Solar Sox in the Arizona Fall League after an injury on their roster created a need for an extra catcher.

YEAR	TEAM	G	AB	R	H	2B	3B	HR	RBI	HB	BB	SO	SB	CS	AVG	OBP	SLG	OPS	E
2019	Surprise (R)	36	131	21	38	7	1	0	16	4	8	20	2	1	.290	.345	.359	.704	8
2020		Did not play (no minor league season)																	
2021	Columbia (A)	69	241	21	42	11	2	3	20	2	17	68	3	0	.174	.233	.274	.507	6
2022	Columbia (A)	85	320	40	74	15	1	1	31	2	26	78	18	3	.231	.292	.294	.586	9
2023	Columbia (A)	81	283	51	63	8	1	5	27	4	35	52	26	10	.223	.312	.311	.623	10
	NW Arkansas (AA)	9	23	1	3	1	0	0	3	1	6	9	0	1	.130	.333	.174	.507	2
MINOR LEAGUE TOTALS		280	998	134	220	42	5	9	97	13	92	227	49	15	.220	.292	.300	.592	35

HERRERA, AGUSTIN

LHP

L/L | 6-2/165

BORN 12/22/04 in Piedras Negras, México

OPENING DAY AGE 19

RESIDES Piedras Negras, México

ACQUIRED Signed as IFA, 1/25/22

SIGNING SCOUTS M. Samaniego/L. Ortiz

YEAR	TEAM	W-L	ERA	G	GS	SV	IP	H	R	ER	HR	HB	BB	SO	BB/9	SO/9	AVG	
2022		Did not play (injured)																
2023		Did not play (injured)																

HERRERA, EDUARDO

RHP

S/R | 5-9/200

BORN 1/5/00 in Tucupido, Venezuela

OPENING DAY AGE 24

RESIDES Tucupido, Venezuela

ACQUIRED Trade w/ Diamondbacks, 4/17/21

SIGNING SCOUT Andrés García (AZ)

CAREER NOTES: 2016: Signed by Arizona as an international free agent and played as a catcher and infielder for the DSL Diamondbacks from 2017-18...**2019:** Converted to a right-handed pitcher and struck out 38 batters in 23.2 innings (14.5 K/9) across 22 relief appearances between the Arizona League and Low-A Hillsboro...**2021:** Did not pitch after being acquired by Kansas City from Arizona in exchange for outfielder Nick Heath, due to a right arm injury.

YEAR	TEAM	G	AB	R	H	2B	3B	HR	RBI	HB	BB	SO	SB	CS	AVG	OBP	SLG	OPS	E
2017	DSL D-backs 2	27	72	9	13	1	0	0	6	5	10	19	3	1	.181	.322	.194	.516	5
2018	DSL D-backs 2	42	106	15	24	4	5	0	11	4	25	28	9	3	.226	.390	.358	.748	9
MINOR LEAGUE TOTALS		69	178	24	37	5	5	0	17	9	35	47	12	4	.208	.363	.292	.655	14
YEAR	TEAM	W-L	ERA	G	GS	SV	IP	H	R	ER	HR	HB	BB	SO	BB/9	SO/9	AVG		
2018	DSL D-backs 2	0-0	4.50	2	0	0	2.0	2	1	1	0	1	2	2	9.0	9.0	.250		
2019	AZL D-backs Hillsboro (A)	0-0	0.00	3	0	3	3.2	1	0	0	0	1	0	11	0.0	27.0	.083		
2020		0-1	5.40	19	0	8	20.0	12	12	12	1	3	17	27	7.7	12.2	.174		
2021		Did not play (no minor league season)																	
2022	ACL Royals (R)	0-0	0.00	1	0	1	1.0	1	0	0	0	1	0	3	0.0	27.0	.250		
	Columbia (A)	0-0	0.00	1	0	0	2.0	0	0	0	0	0	2	3	9.0	13.5	.000		
2023	Columbia (A)	7-2	5.02	34	0	3	52.0	55	33	29	5	7	34	74	5.9	12.8	.282		
MINOR LEAGUE TOTALS		7-3	4.69	60	0	15	80.2	71	46	42	6	13	55	120	6.1	13.4	.241		

HERRERA, JORGE

RHP

R/R | 6-0/160

BORN 5/15/03 in Arjona, Colombia

OPENING DAY AGE 20

RESIDES Arjona, Colombia

ACQUIRED Signed as IFA, 12/15/21

SIGNING SCOUTS R. Miranda/O. Estevez

YEAR	TEAM	W-L	ERA	G	GS	SV	IP	H	R	ER	HR	HB	BB	SO	BB/9	SO/9	AVG	
2022		Did not play (injured)																
2023	DSL Royals Blue	0-0	0.00	1	1	0	0.2	2	1	0	0	0	0	0	0.0	0.0	.400	
	DSL Royals Gold	0-1	6.10	8	4	0	20.2	20	15	14	2	3	8	26	3.5	11.3	.247	
MINOR LEAGUE TOTALS		0-1	5.91	9	5	0	21.1	22	16	14	2	3	8	26	3.4	11.0	.256	

MINOR LEAGUE PLAYER BIOS (CONT.)

HOFFMANN, ANDREW

RHP

R/R | 6-5/205

BORN 2/2/00 in Joliet, Ill.

OPENING DAY AGE 24

RESIDES Plainfield, Ill.

ACQUIRED Trade w/ Braves, 7/11/22

CAREER NOTES: 2018: Graduated from Plainfield East High School (Ill.)...2019: Attended the University of Oakland...2020: Transferred to John A. Logan Community College (Ill.), where he went 5-0 with a 2.08 ERA in 5 starts...2021: Transferred to the University of Illinois, where he led the team with a 2.87 ERA in 11 starts with 65 strikeouts to just 15 walks...he was selected by the Atlanta Braves in the 12th round of the 2021 First-Year Player Draft...reported to Low-A Augusta and went 2-2 with a 2.73 ERA (9 ER in 29.2 IP) with 37 strikeouts in his first pro season...2022: Began the year with High-A Rome and went 7-2 with a 2.36 ERA (21 ER in 80.0 IP) with 90 strikeouts before being acquired by Kansas City from Atlanta as part of a three-player trade with outfielder Drew Waters and infielder CJ Alexander, in exchange for a Competitive Balance pick (No. 35 overall) in the 2022 Draft on July 11...reported to Double-A Northwest Arkansas, where he made 9 starts, striking out 30 batters while he issued 20 walks in 39.1 innings of work with the Naturals...was named a *Baseball America* High-A All-Star as a starting pitcher for his work with High-A Rome prior to the trade...2023: Struck out 133 batters across 125.1 innings pitched between Double-A Northwest Arkansas (87.1 IP) and Triple-A Omaha (38.0), trailing only Mason Barnett (137) among Royals farmhands.

YEAR	TEAM	W-L	ERA	G	GS	SV	IP	H	R	ER	HR	HB	BB	SO	BB/9	SO/9	AVG
2021	Augusta (A)	2-2	2.73	7	7	0	29.2	21	10	9	2	0	8	37	2.4	11.2	.198
2022	Rome (A+)	7-2	2.36	15	15	0	80.0	63	23	21	9	1	21	90	2.4	10.1	.217
	NW Arkansas (AA)	2-4	6.64	9	9	0	39.1	50	32	29	5	3	20	30	4.6	6.9	.313
2023	NW Arkansas (AA)	4-6	5.56	20	19	0	87.1	95	55	54	12	5	43	87	4.4	9.0	.280
	Omaha (AAA)	3-3	5.45	8	8	0	38.0	42	25	23	8	1	16	46	3.8	10.9	.275
MINOR LEAGUE TOTALS		18-17	4.46	59	58	0	274.1	271	145	136	36	10	108	290	3.5	9.5	.259

ISELL, CHASE

RHP

R/R | 6-3/205

BORN 9/12/00 in Birmingham, Ala.

OPENING DAY AGE 23

RESIDES Pell City, Ala.

ACQUIRED 15th Round, 2023 Draft

SIGNING SCOUT Will Howard

CAREER NOTES: 2019: Graduated from Springville HS (Ala.)—the same school that Casey Mize attended—where he was rated as the No. 5 shortstop and No. 22 player in Alabama by Perfect Game...was teammates at Auburn with Royals 2022 3rd-round pick Mason Barnett...2021: At Samford, he led the team with a 2.32 ERA (8 ER in 31.0 IP) and tied for 2nd in the conference with 7 saves...he was also named to the 2021 SoCon All-Freshman Team, after retaining eligibility from the 2020 season...2022: Missed the season after enduring Tommy John surgery...2023: Went 3-1 with 2 saves and 42 strikeouts in 33.1 innings (11.3 K/9) in 23 appearances (1 start) at Auburn and reported to the Arizona Complex League for 2 games before being promoted to Low-A Columbia for 2 appearances.

YEAR	TEAM	W-L	ERA	G	GS	SV	IP	H	R	ER	HR	HB	BB	SO	BB/9	SO/9	AVG
2023	ACL Royals (R)	1-0	0.00	2	0	0	3.0	1	0	0	0	0	1	7	3.0	21.0	.111
	Columbia (A)	0-1	13.50	2	0	0	3.1	5	7	5	0	0	4	2	10.8	5.4	.313
MINOR LEAGUE TOTALS		18-17	7.11	4	0	0	6.1	6	7	5	0	0	5	9	7.1	12.8	.240

JENSEN, CARTER

C

See page 187

JHONNI, JORDIN

RHP

R/R | 6-1/160

BORN 6/19/05 in Higuey, D.R.

OPENING DAY AGE 18

RESIDES El Seibo, D.R.

ACQUIRED Signed as IFA, 10/4/23

SIGNING SCOUTS R. Vasquez/R. Aquino

YEAR	TEAM	W-L	ERA	G	GS	SV	IP	H	R	ER	HR	HB	BB	SO	BB/9	SO/9	AVG
2024																	

2024 will be his first year in professional ball

JIMÉNEZ, DAMIAN

RHP

R/R | 6-5/190

BORN 9/21/04 in San Pedro de Macoris, D.R.

OPENING DAY AGE 19

RESIDES San Pedro de Macoris, D.R.

ACQUIRED Signed as IFA, 11/21/22

SIGNING SCOUT Francis Feliciano

YEAR	TEAM	W-L	ERA	G	GS	SV	IP	H	R	ER	HR	HB	BB	SO	BB/9	SO/9	AVG
2023	DSL Royals Blue	0-0	6.59	8	1	2	13.2	16	10	10	0	1	8	10	5.3	6.6	.291
	DSL Royals Gold	0-0	0.00	3	1	0	8.1	6	1	0	0	0	4	7	4.3	7.6	.214
MINOR LEAGUE TOTALS		0-0	4.09	11	2	2	22.0	22	11	10	0	1	12	17	4.9	7.0	.265

JIMENEZ, NOMAR

LHP

L/L | 6-2/180

BORN 1/3/07 in Puerto Vallarta, México

OPENING DAY AGE 17

RESIDES Puerto Vallarta, México

ACQUIRED Signed as IFA, 1/18/24

SIGNING SCOUTS M. Samaniego/L. Ortiz

YEAR	TEAM	W-L	ERA	G	GS	SV	IP	H	R	ER	HR	HB	BB	SO	BB/9	SO/9	AVG
2024																	

2024 will be his first year in professional ball

MINOR LEAGUE PLAYER BIOS (CONT.)

JOHNSON, BRANDON

RHP

R/R | 6-0/195

BORN 6/12/99 in Tuscaloosa, Ala.

OPENING DAY AGE 24

RESIDES Cottondale, Ala.

ACQUIRED 9th Round, 2022 Draft

SIGNING SCOUT Cody Clark

CAREER NOTES: **2017:** Graduated from Brookwood High School (Ala.), where he was a four-year letterwinner in baseball, football and basketball, and was named All-Region in both baseball and football as a senior...**2018:** Attended the University of Alabama Huntsville, but did not play...**2019-20:** Attended Columbia State Community College (Tenn.)...**2021-22:** Played two seasons at Ole Miss, punctuated by a National Title as a senior in 2022, in which he threw the title-clinching pitch of the College World Series to Hayden Dunhurst, who the Royals selected in the 6th round of the 2022 Draft...he recorded 12 saves in 24 outings for the 2022 College World Series champion Rebels and recorded 71 strikeouts in 41.2 innings (15.3 K/9).

YEAR	TEAM	W-L	ERA	G	GS	SV	IP	H	R	ER	HR	HB	BB	SO	BB/9	SO/9	AVG
2022	ACL Royals (R)	0-0	0.00	1	0	0	1.0	0	0	0	0	0	2	0.0	18.0	.000	
	Columbia (A)	0-0	9.00	4	0	1	5.0	7	6	5	1	0	3	3	5.4	5.4	.350
2023	Quad Cities (A+)	6-3	5.04	40	0	2	60.2	58	41	34	8	2	34	80	5.0	11.9	.247
MINOR LEAGUE TOTALS		6-3	5.27	45	0	3	66.2	65	47	39	9	2	37	85	5.0	11.5	.252

JOHNSON, JUSTIN

IF

R/R | 5-11/190

BORN 4/3/00 in Flemington, N.J.

OPENING DAY AGE 23

RESIDES Glen Gardner, N.J.

ACQUIRED 10th Round, 2023 Draft

SIGNING SCOUT Tim Bittner

CAREER NOTES: **2018:** Graduated from North Hunterdon HS (N.J.), where he earned three varsity letters and won the league batting title during his senior season...**2019-22:** Spent his first three collegiate seasons at Lafayette, where he was an All-Patriot League First Team selection in 2021 but missed 2022 due to injury...**2023:** Hit .324 (77-for-238) with career highs across the board in his only season at Wake Forest in 2023, with 35 extra-base hits (16 HR), 76 RBI and a 1.042 OPS...named First Team All-ACC, Winston-Salem Regional Most Outstanding Player and Winston-Salem Regional All-Tournament Team...reported to the Arizona Complex League for 3 games before being promoted to High-A Quad Cities for the final 30 games of the season.

YEAR	TEAM	G	AB	R	H	2B	3B	HR	RBI	HB	BB	SO	SB	CS	AVG	OBP	SLG	OPS	E
2023	ACL Royals (R)	3	8	2	3	1	0	0	0	0	1	1	0	2	.375	.444	.500	.944	0
	Quad Cities (A+)	30	109	8	22	4	0	0	8	3	12	25	4	1	.202	.296	.239	.535	1
MINOR LEAGUE TOTALS		33	117	10	25	5	0	0	8	3	13	26	4	3	.214	.306	.256	.562	1

JOSÉ, DANIEL

OF

L/L | 6-2/165

BORN 9/14/05 in San Pedro de Macoris, D.R.

OPENING DAY AGE 18

RESIDES San Pedro de Macoris, D.R. **ACQUIRED** Signed as IFA, 1/20/24 **SIGNING SCOUTS** F. Feliciano/R. Aquino/D. Guerrero

YEAR	TEAM	W-L	ERA	G	GS	SV	IP	H	R	ER	HR	HB	BB	SO	BB/9	SO/9	AVG
2024																	

2024 will be his first year in professional ball

KAUFMAN, RYLAN

LHP

L/L | 6-4/190

BORN 6/23/99 in Galveston, Texas

OPENING DAY AGE 24

RESIDES Friendswood, Texas

ACQUIRED 12th Round, 2018 Draft

SIGNING SCOUT Sean Gallagher

CAREER NOTES: **2017:** Graduated from Friendswood High School (Texas)...selected by Milwaukee in the 31st round of the First-Year Player Draft, but did not sign...named *Rawlings*-Perfect Game Honorable Mention All-American...**2018:** Went 7-1 with a 2.18 ERA (13 ER in 53.2 IP) and 59 strikeouts (9.89 K/9) in 14 outings (12 starts) as a freshman at San Jacinto College...**2022:** Split the season between Low-A Columbia (6 games) and High-A Quad Cities (19 games), and amassed 126 strikeouts over 114.0 innings pitched, ranking him 4th among Royals minor leaguers...**2023:** Pitched in 7 games for Surprise in the Arizona Fall League, going 1-0 with 9 strikeouts in 8.2 IP.

YEAR	TEAM	W-L	ERA	G	GS	SV	IP	H	R	ER	HR	HB	BB	SO	BB/9	SO/9	AVG
2018	Surprise (R)	0-1	9.00	2	2	0	2.0	4	3	2	0	0	1	1	4.5	4.5	.400
	Idaho Falls (R)	0-0	1.80	2	2	0	5.0	2	2	1	0	0	1	7	1.8	12.6	.111
2019	Burlington (R)	0-1	12.00	1	1	0	3.0	4	4	4	0	1	5	0	15.0	0.0	.333
	Idaho Falls (R)	0-0	3.60	1	1	0	5.0	4	2	2	0	1	3	1.8	5.4	.222	
2020																	
Did not play (no minor league season)																	
2021	Columbia (A)	2-5	5.95	23	20	0	81.2	77	57	54	10	11	37	94	4.1	10.4	.248
2022	Columbia (A)	1-2	5.49	6	3	0	19.2	24	17	12	1	3	13	26	6.0	11.9	.304
	Quad Cities (A+)	1-7	5.15	19	19	0	94.1	91	59	54	12	9	47	100	4.5	9.5	.252
2023	ACL Royals (R)	0-0	1.59	4	4	0	5.2	3	2	1	0	3	4	7	6.4	11.1	.167
	Quad Cities (A+)	0-0	1.62	5	3	0	16.2	11	3	3	0	0	14	21	7.6	11.3	.183
	NW Arkansas (AA)	0-3	16.20	4	1	1	6.2	8	12	12	1	0	12	7	16.2	9.5	.320
MINOR LEAGUE TOTALS		4-19	5.45	67	56	1	239.2	228	161	145	24	28	135	266	5.1	10.0	.250

MINOR LEAGUE PLAYER BIOS (CONT.)

KENNEDY, ERIC

OF

L/R | 5-11/205

BORN 9/15/99 in Columbus, Ohio

OPENING DAY AGE 24

RESIDES Tampa, Fla.

ACQUIRED Signed as MiLB FA, 7/18/23

SIGNING SCOUT Josh Hallgren

CAREER NOTES: 2018: Graduated from Calvary Christian HS (Fla.), where was named to the MaxPreps All-American first team, the USA Today All-USA Florida Baseball first team, the Prep Baseball Report Florida High School All-State team, the Tampa Bay Times' All-Tampa Bay Baseball first team, the TBT's Pinellas County Player of the Year, the Florida Athletic Coaches' Association 4A District 14 Player of the Year and the Offensive MVP on the CCHS FHSAA Class 4A State Champion Warriors...**2019-23:** Played parts of five seasons at the University of Texas-Austin where he slashed .291/.369/.453 (259-for-891, .822 OPS) with 31 home runs, 144 RBI and 54 stolen bases before signing with Kansas City following the Draft.

YEAR	TEAM	G	AB	R	H	2B	3B	HR	RBI	HB	BB	SO	SB	CS	AVG	OBP	SLG	OPS	E
2023	ACL Royals (R)	4	9	4	4	1	0	0	0	0	6	1	0	0	.444	.667	.556	1.223	0
	Quad Cities (A+)	23	71	11	16	2	1	2	7	0	16	23	2	0	.225	.360	.366	.726	0
MINOR LEAGUE TOTALS		27	80	15	20	3	1	2	7	0	22	24	2	0	.250	.404	.388	.792	0

KILLGORE, KEYLAN

LHP

L/L | 6-3/197

BORN 9/30/96 in Wichita, Kan.

OPENING DAY AGE 27

RESIDES Wichita, Kan.

ACQUIRED Rule 5 Draft (AAA), 12/6/23

SIGNING SCOUT Justin Munson (PHI)

CAREER NOTES: 2015: Graduated from Heights High School (Kan.)...**2016-18:** Attended Wichita State University (Kan.) and was selected by the Phillies in the 17th round of the 2018 Draft...was selected as a New York-Penn League All-Star in his professional debut after leading the league with 10 saves in 14 appearances...**2019:** Earned Florida State League postseason All-Star honors after leading the league with 11 saves...**2021-22:** Missed all of 2021 and most of 2022 with left elbow surgery...**2023:** Pitched in 46 games for Double-A Reading, going 3-2 with a 5.20 ERA (32 ER in 55.1 IP).

YEAR	TEAM	W-L	ERA	G	GS	SV	IP	H	R	ER	HR	HB	BB	SO	BB/9	SO/9	AVG	
2018	Williamsport (A)	0-0	0.81	14	0	10	22.1	11	2	2	0	0	5	29	2.0	11.7	.145	
	Lakewood (A)	0-0	0.00	1	0	0	0.2	0	0	0	0	0	0	0	0.0	0.0	.000	
2019	Clearwater (A+)	1-3	3.57	36	0	11	53.0	46	22	21	4	0	25	61	4.3	10.4	.234	
2020	Did not play (no minor league season)																	
2021	Did not play (injured)																	
2022	GCL Phillies (R)	0-0	4.50	2	0	0	2.0	3	1	1	0	0	1	2	4.5	9.0	.375	
	Clearwater (A)	1-0	5.68	5	0	1	6.1	8	4	4	0	0	1	7	1.4	10.0	.308	
	Jersey Shore (A+)	0-0	7.71	3	0	0	2.1	4	2	2	1	0	1	3	3.9	11.6	.400	
2023	Reading (AA)	3-2	5.20	46	0	0	55.1	59	40	32	9	0	28	67	4.6	10.9	.272	
MINOR LEAGUE TOTALS		5-5	3.93	107	0	22	142.0	131	71	62	14	0	61	169	3.9	10.7	.244	

KIRKLAND, DOUG

RHP

R/R | 5-11/195

BORN 12/3/00 in Columbus, Ga.

OPENING DAY AGE 23

RESIDES Alford, Fla.

ACQUIRED Signed as MiLB FA, 7/18/23

SIGNING SCOUT Will Howard

YEAR	TEAM	W-L	ERA	G	GS	SV	IP	H	R	ER	HR	HB	BB	SO	BB/9	SO/9	AVG
2023	ACL Royals (R)	1-0	3.86	3	0	0	2.1	1	3	1	0	0	4	6	15.4	23.1	.111

KUDRNA, BEN

RHP

R/R | 6-3/175

BORN 1/30/03 in Shawnee Mission, Kan.

OPENING DAY AGE 21

RESIDES Overland Park, Kan.

ACQUIRED 2nd Round, 2021 Draft

SIGNING SCOUT Matt Price

CAREER NOTES: 2021: Graduated from Blue Valley Southwest High School (Kan.), where he led the Timberwolves to a 22-3 record as senior, going 9-1 with a 0.99 ERA, .130 opponents' average and 100 strikeouts to just 11 walks in 57.1 innings...was named Gatorade State High School Player of the Year for Kansas and pitched a 3-hit shutout in the Kansas 5-A state championship game...recorded 3 shutouts, did not allow an earned run in 12.0 postseason innings and had been committed to Louisiana State University prior to signing with Kansas City...**2022:** Shined in his first season of professional ball, earning the Columbia Pitcher of the Year award and MiLB.com Organization All-Star honors as a right-handed starting pitcher after posting a 3.48 ERA (28 ER in 72.1 IP) with 61 strikeouts and a .239 opponents' batting average (66-for-276) in 17 starts for the Fireflies...started in his pro debut on May 21 vs. Myrtle Beach, allowing just 1 run on 1 hit over 3.2 innings with 5 strikeouts, and followed with 4.0 shutout, 1-hit innings on May 27 at Lynchburg...over his 17 starts, he surrendered no more than 4 hits 13 times, and no more than 3 runs 14 times, finishing with 3 quality starts.

YEAR	TEAM	W-L	ERA	G	GS	SV	IP	H	R	ER	HR	HB	BB	SO	BB/9	SO/9	AVG	
2021	Did not play																	
2022	Columbia (A)	2-5	3.48	17	17	0	72.1	66	32	28	4	2	32	61	4.0	7.6	.239	
2023	Columbia (A)	4-3	3.56	14	13	0	68.1	67	28	27	7	0	30	70	4.0	9.2	.257	
	Quad Cities (A+)	1-4	5.36	8	8	0	40.1	52	25	24	7	1	15	34	3.4	7.6	.325	
MINOR LEAGUE TOTALS		7-12	3.93	39	38	0	181.0	185	85	79	18	3	77	165	3.8	8.2	.265	

MINOR LEAGUE PLAYER BIOS (CONT.)

LACY, ASA

LHP

L/L | 6-4/215

BORN 6/2/99 in Bryan, Texas

ACQUIRED 1st Round (4th overall), 2021 Draft

RESIDES Kerrville, Texas

OPENING DAY AGE 24

SIGNING SCOUTS J. Hallgren/C. Reitsma/G. Miller

CAREER NOTES: 2014-17: Graduated from Tivy High School in Kerrville, Texas...selected Collin Street Baker/TSWA Class 5A All-State First Team as a senior in 2017, as well as being selected to pitch in the Texas High School Baseball Coaches (THSBCA) All-Star Game...set a school record in 2017 with 13 wins, going 13-1 with a 0.93 ERA and 128 strikeouts in 97.1 innings (11.83 K/9)...named District 26-5A Newcomer of the Year in 2015 as a sophomore...was selected by the Cleveland Guardians in the 31st round of the 2017 Draft, but opted to attend Texas A&M...**2018-20:** Attended Texas A&M University...named a 2020 *Baseball America* and Collegiate Baseball First Team pre-season All-American...also selected a Third Team All-American in 2019 by the National College Baseball Writers Association (NCBWA) and a Golden Spikes Award semifinalist...despite having his junior season cut short by the COVID-19 pandemic, finished his college career going 14-5 with a 2.07 ERA (35 ER in 152.0 IP) with 224 strikeouts (13.3 K/9)...in his four starts as a junior in 2020, went 3-0 with a 0.75 ERA (2 ER in 24.0 IP), striking out 46 of the 93 batters he faced (49.5%)...when he was drafted 4th overall, he became the highest drafted player in the history of Texas A&M's baseball program...also pitched for the USA Baseball Collegiate National Team in 2019...spent his first professional season at the Alternate Training Site in Kansas City, Kan. and participated in the club's Postseason Camp at Kauffman Stadium in October...**2021:** Made his professional debut with High-A Quad Cities, going 2-5 with a 5.19 ERA over 14 starts...earned his 1st professional win after pitching 5.0 innings of shutout ball on May 19 at Peoria, his 3rd career start...struck out a career-high 9 batters on June 11 at Peoria, covering just 4.1 innings...followed that outing with 4.0 1-hit innings vs. Wisconsin, striking out 7 on June 17...entered the 2021 season as the No. 3 prospect in the Royals minor league system, according to *Baseball America*, and No. 37 overall...also ranked as the No. 30 overall prospect by MLB.com...was listed as having the "Best Slider" among Royals prospects according to *Baseball America's* 2021 Best Tools survey.

YEAR	TEAM	W-L	ERA	G	GS	SV	IP	H	R	ER	HR	HB	BB	SO	BB/9	SO/9	AVG
2020																	
							Did not play (no minor league season)										
2021	Quad Cities (A+)	2-5	5.19	14	14	0	52.0	41	31	30	5	8	41	79	7.1	13.7	.222
2022	ACL Royals (R)	1-0	9.00	4	2	0	8.0	4	10	8	1	5	14	10	15.8	11.3	.143
	NW Arkansas (AA)	1-2	11.25	11	3	0	20.0	9	27	25	2	8	28	25	12.6	11.3	.132
2023							Did not play (injured)										
	MINOR LEAGUE TOTALS	4-7	7.09	29	19	0	80.0	54	68	63	8	21	83	114	9.3	12.8	.192

LARA, DIEGO

LHP

L/L | 6-2/180

BORN 12/21/06 in Maracay, Venezuela

OPENING DAY AGE 17

RESIDES Aragua, Venezuela

ACQUIRED Signed as IFA, 1/24/24 SIGNING SCOUTS J. Gonzalez/D. Guerrero

YEAR	TEAM	W-L	ERA	G	GS	SV	IP	H	R	ER	HR	HB	BB	SO	BB/9	SO/9	AVG
2024																	
							2024 will be his first year in professional ball										

LEAL, HENSON

RHP

R/R | 6-1/176

BORN 9/19/03 in Puerto Cabello, Venezuela

OPENING DAY AGE 20

RESIDES Puerto Cabello, Venezuela

ACQUIRED Signed as IFA, 3/16/22

SIGNING SCOUT Jose Gualdrón

YEAR	TEAM	W-L	ERA	G	GS	SV	IP	H	R	ER	HR	HB	BB	SO	BB/9	SO/9	AVG
2022	DSL Royals Stewart	0-1	4.91	7	0	0	11.0	15	8	6	1	2	6	8	4.9	6.6	.319
	DSL Royals Glass	1-1	3.00	5	0	1	12.0	8	5	4	0	0	4	10	3.0	7.5	.182
2023	DSL Royals Gold	0-0	0.00	1	1	0	3.0	3	1	0	0	0	2	4	6.0	12.0	.273
	DSL Royals Blue	1-1	4.71	9	4	0	21.0	29	14	11	3	1	7	25	3.0	10.7	.322
	MINOR LEAGUE TOTALS	2-3	4.02	22	5	1	47.0	55	28	21	4	3	19	47	3.6	9.0	.286

LEÓN, JESÚS

LHP

L/L | 6-3/160

BORN 5/5/04 in Mazatlán, México

OPENING DAY AGE 19

RESIDES Mazatlán, México

ACQUIRED Signed as MiLB FA, 5/29/23

CAREER NOTES: 2021: Signed as an international free agent with Miami on Jan. 15...**2023:** Was released by Miami on April 15 and signed by Kansas City on May 29...threw 2.0 relief innings on June 19 vs. the DSL Phillies as he, Junior Sánchez (GS, W, 6.0 IP) and Fraynel Nova (S, 1.0 IP) combined to throw a no-hitter for the DSL Royals Gold.

YEAR	TEAM	W-L	ERA	G	GS	SV	IP	H	R	ER	HR	HB	BB	SO	BB/9	SO/9	AVG
2021	DSL Marlins	2-0	6.55	16	0	0	22.0	19	17	16	2	2	9	18	3.7	7.4	.229
2022							Did not play										
2023	DSL Royals Gold	1-1	1.26	9	1	0	14.1	5	7	2	0	0	8	18	5.0	11.3	.104
	DSL Royals Blue	1-0	0.00	4	0	2	5.0	1	0	0	0	1	0	4	0.0	7.2	.071
	MINOR LEAGUE TOTALS	4-1	3.92	29	1	2	41.1	25	24	18	2	3	17	40	3.7	8.7	.172

LEÓN, SANDY

C

See page 188

MINOR LEAGUE PLAYER BIOS (CONT.)

LESTER, JOSH

IF

L/R | 6-3/180

BORN 7/17/94 in Columbus, Ga.

OPENING DAY AGE 29

ACQUIRED Signed as MiLB FA, 2/18/24

SIGNING SCOUT Marty Miller (DET)

ML SERVICE/OPT. LEFT: 0.027/1

CAREER NOTES: 2006: Was a part of the championship-winning Little League World Series team from Northern (Ga.), and after securing the final out of the championship, gave a tearful interview with ESPN's Erin Andrews...**2012:** Graduated from Columbus (Ga.) HS, where he was a career .350 hitter and earned three state championships...was selected in the 30th round of the MLB Draft by Cleveland, but elected to pursue an education at the University of Missouri...**2013-15:** Attended Mizzou and was named to the All-SEC Freshman team in 2013...was selected in the 13th round of the MLB Draft by Detroit and began his professional career with stops at three different affiliates...**2016:** Completed his first full professional season, seeing time at Short-A Connecticut (19 games) and Low-A West Michigan (60)...**2017:** Split the season between Low-A West Michigan and High-A Lakeland, combining to play in 110 games...was selected to the Midwest League midseason All-Star team and was named a Tigers Organization All-Star by MiLB.com...**2018:** Was named Double-A Erie's Co-Player of the Year and an Organization All-Star by MiLB.com after ranking 3rd in the Eastern League with 61 walks, 4th with 75 RBI, T-4th with 21 home runs, T-6th with 46 extra-base hits, 7th with 211 total bases and 9th with 71 runs scored...**2019:** Was named a MiLB.com Organization All-Star for the third consecutive season after appearing in 124 games between Double-A Erie (106) and Triple-A Toledo (18)...**2021:** Spent the majority of the year with Double-A Erie, appearing in 84 games...**2022:** Made his Major League debut on Sept. 5 at Angel Stadium, striking out as a pinch-hitter...started the next game, but went 0-for-4...paced all Triple-A players in doubles (39), extra-base hits (70) and total bases (267) while finishing second in RBI (99)...signed with Baltimore as a minor league free agent on Dec. 6...**2023:** Had his contract selected on June 3 and appeared in 11 games for Baltimore from June 4-23, going 4-for-22 with 4 RBI and 1 walk...recorded his first Major League hit and first 2 RBI on June 4 at San Francisco, singling off Anthony DeSclafani in the 3rd inning...was optioned to Triple-A on June 24, designated for assignment on July 19 and outrighted off the 40-man roster on July 26...**2024:** Signed by Kansas City as a minor league free agent on Feb. 18.

YEAR	TEAM	G	AB	R	H	2B	3B	HR	RBI	HB	BB	SO	SB	CS	AVG	OBP	SLG	OPS	E
2015	GCL Tigers (R)	6	23	5	9	4	0	1	7	1	2	2	0	0	.391	.462	.696	1.158	0
	Connecticut (A)	38	137	15	28	6	0	2	17	2	17	21	0	0	.204	.294	.292	.586	6
	West Michigan (A)	5	19	3	3	2	0	0	4	0	2	6	0	0	.158	.238	.263	.501	2
2016	Connecticut (A)	60	222	30	65	19	3	26	2	24	32	0	0	0	.293	.365	.432	.797	7
	West Michigan (A)	19	68	6	10	0	0	2	0	3	22	1	0	0	.147	.183	.147	.330	1
2017	West Michigan (A)	66	265	30	73	17	1	9	42	3	12	46	1	0	.275	.309	.449	.758	6
	Lakeland (A)	44	166	17	44	12	1	4	24	0	10	41	2	1	.265	.302	.422	.724	3
2018	Erie (AA)	127	464	71	120	22	3	21	75	5	61	118	1	0	.259	.346	.455	.801	14
	Erie (AA)	106	394	52	88	22	1	17	54	1	39	103	0	0	.223	.290	.414	.704	7
2019	Toledo (AAA)	18	72	7	17	5	0	2	14	1	11	26	0	0	.236	.330	.389	.719	1
	2020 Did not play (no minor league season)																		
2021	Erie (AA)	84	307	65	85	18	5	25	65	3	26	109	3	2	.277	.338	.612	.950	3
	Toledo (AAA)	25	88	9	19	4	0	7	13	0	7	19	0	0	.216	.274	.500	.774	1
2022	Toledo (AAA)	145	557	84	137	39	2	29	99	5	51	137	7	3	.246	.311	.479	.790	4
	DETROIT	2	5	0	0	0	0	0	0	0	0	0	0	0	.000	.000	.000	.000	0
2023	Norfolk (AAA)	110	432	62	111	21	2	23	87	2	31	122	2	0	.257	.307	.475	.782	7
	BALTIMORE	11	22	0	4	0	0	0	4	0	1	7	0	0	.182	.217	.182	.399	0
MINOR LEAGUE TOTALS		853	3214	456	809	191	18	142	529	25	296	804	17	7	.252	.316	.455	.771	62
MAJOR LEAGUE TOTALS		13	27	0	4	0	0	0	4	0	1	10	0	0	.148	.179	.148	.327	0

LEYTON, ROGER

OF

R/R | 6-2/180

BORN 2/3/03 in Managua, Nicaragua

OPENING DAY AGE 21

RESIDES Managua, Nicaragua

ACQUIRED Signed as IFA, 7/2/19

SIGNING SCOUT J. Lopez/L. Ortiz

CAREER NOTES: 2022: Earned Arizona Complex League Royals Player of the Year honors after appearing in 36 games and slashing .274/.361/.484 (34-for-124) with 23 runs scored, 13 doubles, 2 triples, 3 home runs, 19 RBI, 6 stolen bases and 60 total bases...his 13 doubles led the team and tied for the 2nd most in the ACL...began the season with a 5-game stretch in which he recorded 11 hits and slashed .524/.524/.905 with 6 doubles, 1 triple and 5 RBI, including a 4-hit performance on June 10 vs. the Dodgers in Surprise, and a 3-double game on June 13 vs. the Mariners, posting a 1.006 OPS in June en route to ACL Royals Player of the Month honors...played for the Indios del Bóer of the Nicaraguan professional league in the offseason...**2023:** Played for the Indios del Bóer of the Nicaraguan professional league for the second consecutive offseason.

YEAR	TEAM	G	AB	R	H	2B	3B	HR	RBI	HB	BB	SO	SB	CS	AVG	OBP	SLG	OPS	E
2020 Did not play (no minor league season)																			
2021	ACL Royals Blue (R)	1	4	0	1	1	0	0	0	0	1	0	0	0	.250	.250	.500	.750	0
	ACL Royals Gold (R)	35	106	24	22	9	1	3	15	3	19	39	5	1	.208	.341	.396	.737	5
2022	ACL Royals (R)	36	124	23	34	13	2	3	19	4	14	29	6	3	.274	.361	.484	.845	3
2023	Columbia (A)	82	272	27	60	8	0	3	33	10	22	82	11	4	.221	.299	.283	.582	2
MINOR LEAGUE TOTALS		154	506	74	117	31	3	9	67	17	55	151	22	8	.231	.323	.358	.681	10

LONG, SAM

LHP

See page 191

MINOR LEAGUE PLAYER BIOS (CONT.)

LONGO, ANTHONY

C

R/R | 6-0/158

BORN 2/9/07 in Maracay, Venezuela

OPENING DAY AGE 17

RESIDES Maracay, Venezuela

ACQUIRED Signed as IFA, 1/14/24

SIGNING SCOUTS A. Garcia/J. Gonzalez/R. Castro

YEAR	TEAM	G	AB	R	H	2B	3B	HR	RBI	HB	BB	SO	SB	CS	AVG	OBP	SLG	OPS	E	
2024																				

2024 will be his first year in professional ball

LORENZO, JHOAN

RHP

R/R | 5-11/165

BORN 1/12/05 in Santo Domingo, D.R.

OPENING DAY AGE 19

RESIDES Santo Domingo, D.R.

ACQUIRED Signed as IFA, 1/20/23

SIGNING SCOUT Edis Perez

YEAR	TEAM	W-L	ERA	G	GS	SV	IP	H	R	ER	HR	HB	BB	SO	BB/9	SO/9	AVG
2023	DSL Royals Gold	2-2	9.00	12	0	1	17.0	22	22	17	1	8	16	10	8.5	5.3	.328

LORENZO, RICARDITO

LHP

L/L | 6-3/200

BORN 8/3/03 in San Cristóbal, D.R.

OPENING DAY AGE 20

RESIDES San Cristóbal, D.R.

ACQUIRED Signed as IFA, 8/25/21

SIGNING SCOUT Edis Perez

YEAR	TEAM	W-L	ERA	G	GS	SV	IP	H	R	ER	HR	HB	BB	SO	BB/9	SO/9	AVG
2021	DSL Royals White	0-0	9.00	1	0	0	1.0	2	3	1	0	0	0	2	0.0	18.0	.333
2022	DSL Royals Stewart	1-1	7.11	10	5	0	25.1	33	29	20	0	0	19	20	6.8	7.1	.303
	DSL Royals Glass	0-0	0.00	2	0	1	3.0	3	0	0	0	0	1	0.0	3.0	.250	
2023	DSL Royals Blue	0-1	4.76	6	0	0	5.2	3	7	3	0	2	7	2	11.1	3.2	.143
	DSL Royals Gold	0-1	15.00	4	0	0	6.0	11	13	10	1	1	4	3	6.0	4.5	.407
MINOR LEAGUE TOTALS		1-3	7.46	23	5	1	41.0	52	52	34	1	3	30	28	6.6	6.2	.297

LUCAS, ALDRIN

C

R/R | 5-10/165

BORN 2/7/03 in Santo Domingo, D.R.

OPENING DAY AGE 21

RESIDES Santo Domingo, D.R.

ACQUIRED Signed as IFA, 7/6/19

SIGNING SCOUT Daniel Guerrero

YEAR	TEAM	G	AB	R	H	2B	3B	HR	RBI	HB	BB	SO	SB	CS	AVG	OBP	SLG	OPS	E	
2020																				
Did not play (no minor league season)																				
2021	DSL Royals Blue	6	17	3	3	0	0	1	3	1	1	3	0	0	.176	.238	.353	.591	2	
	DSL Royals White	32	81	11	16	1	0	0	6	3	11	18	2	2	.198	.313	.210	.523	4	
2022	DSL Royals Stewart	1	2	0	1	0	0	0	0	1	0	0	0	0	.500	.667	.500	1.167	1	
	DSL Royals Glass	36	92	12	19	1	1	3	14	4	18	28	2	0	.207	.357	.337	.694	7	
2023	ACL Royals (R)	26	73	15	22	5	0	1	12	4	18	18	5	0	.301	.463	.411	.874	4	
MINOR LEAGUE TOTALS		101	265	41	61	7	1	5	35	12	49	67	9	2	.230	.370	.321	.691	18	

LUCIANO, SANDY

OF

S/R | 6-0/193

BORN 1/9/07 in Juan de Herrera, D.R.

OPENING DAY AGE 17

RESIDES Santo Domingo, D.R.

ACQUIRED Signed as IFA, 1/18/24

SIGNING SCOUTS N. Bautista/R. Aquino

YEAR	TEAM	G	AB	R	H	2B	3B	HR	RBI	HB	BB	SO	SB	CS	AVG	OBP	SLG	OPS	E	
2024																				

2024 will be his first year in professional ball

MANN, DEVIN

IF

See page 193

MINOR LEAGUE PLAYER BIOS (CONT.)

MÁRQUEZ, EMILIO

LHP

L/L | 5-8/170

BORN 4/28/98 in Upata, Venezuela

OPENING DAY AGE 25

RESIDES Bolivar, Venezuela

ACQUIRED Signed as IFA, 3/4/18

SIGNING SCOUT Joelvis Gonzalez

CAREER NOTES: 2019: Named Surprise Pitcher of the Year after ranking tied for 3rd in the Arizona League with 63 strikeouts (12.2 K/9), including a career-high 10 strikeouts in 4.0 innings on Aug. 16, before being promoted to Lexington for his final start of the season...recorded 3.0 scoreless innings to earn the save in Game 2 of the South Atlantic League championship series...2021: Pitched in 25 games (7 starts) between Low-A Columbia, High-A Quad Cities and Triple-A Omaha, earning a combined 7-1 record with a 3.26 ERA (28 ER in 77.1 IP)...was named the Columbia Pitcher of the Year, going 6-1 with a sparkling 1.86 ERA (13 ER in 63.0 IP) and 87 strikeouts in 20 appearances (5 starts)...among Low-A East pitchers (min 60.0 IP), he tied for the lead in WHIP (0.83) and ranked 2nd in ERA...was named the Columbia Co-Pitcher of the Month for June with Cruz Noriega, and the lone Pitcher of the Month in July...2022: Was named the Quad Cities Pitcher of the Year after beginning the year with the River Bandits and went 10-2 with a 2.88 ERA (18 ER in 56.1 IP) over 24 relief outings, holding batters to a .191 average (39-for-204) with 74 strikeouts and just 15 walks...his 10 wins led the Midwest League and his 11 wins overall this season led all Royals farmhands, including a win with Double-A Northwest Arkansas... following the season, he pitched for the Leones del Caracas in the Venezuelan Winter League, where he was teammates with Carlos Hernández, and he appeared in 6 games...2023: Pitched for the Leones del Caracas in the Venezuelan Winter League, and he posted a 3.72 ERA (4 ER in 9.2 IP) across 9 outings.

YEAR	TEAM	W-L	ERA	G	GS	SV	IP	H	R	ER	HR	HB	BB	SO	BB/9	SO/9	AVG
2018	DSL Royals 1	2-0	0.61	9	0	3	14.2	9	3	1	0	1	3	20	1.8	12.3	.180
2019	Surprise (R)	5-1	2.51	13	6	0	46.2	39	16	13	3	1	7	63	1.4	12.2	.217
	Lexington (A)	0-1	2.45	1	0	0	3.2	5	1	1	0	0	1	4	2.5	9.8	.313
2020	Did not play (no minor league season)																
2021	Columbia (A)	6-1	1.86	20	5	1	63.0	38	15	13	4	0	16	87	2.3	12.4	.170
	Quad Cities (A+)	1-0	10.13	4	2	0	13.1	20	15	15	7	1	4	14	2.7	9.5	.345
	Omaha (AAA)	0-0	0.00	1	0	0	1.0	0	0	0	0	0	0	0	0.0	0.0	.000
2022	Quad Cities (A+)	10-2	2.88	24	0	3	56.1	39	18	18	9	1	15	74	2.4	11.8	.191
	NW Arkansas (AA)	1-1	5.21	9	0	2	19.0	22	13	11	1	1	9	14	4.3	6.6	.278
	Omaha (AAA)	0-0	27.00	1	0	0	1.0	6	6	3	0	0	1	1	9.0	9.0	.600
2023	Quad Cities (A+)	1-0	3.00	9	0	0	15.0	9	6	5	2	1	4	24	2.4	14.4	.167
	NW Arkansas (AA)	1-0	5.63	12	0	0	16.0	19	14	10	2	4	8	16	4.5	9.0	.284
	Omaha (AAA)	0-0	5.40	1	0	0	1.2	2	1	1	1	0	0	1	0.00	5.40	.333
MINOR LEAGUE TOTALS		27-6	3.26	104	13	9	251.1	208	108	91	29	10	68	318	2.4	11.4	.218

MARTE, YUNIOR

RHP

R/R | 6-2/180

BORN 8/9/03 in Azua, D.R.

OPENING DAY AGE 20

RESIDES Azua, D.R.

ACQUIRED Signed as IFA, 1/18/22

SIGNING SCOUT Edis Perez

YEAR	TEAM	W-L	ERA	G	GS	SV	IP	H	R	ER	HR	HB	BB	SO	BB/9	SO/9	AVG
2022	DSL Royals Glass	0-3	5.49	11	8	1	19.2	26	14	12	1	3	3	10	1.4	4.6	.302
2023	ACL Royals (R)	0-1	4.14	12	6	0	37.0	38	18	17	3	1	11	39	2.7	9.5	.259
MINOR LEAGUE TOTALS		0-4	4.61	23	14	1	56.2	64	32	29	4	4	14	49	2.2	7.8	.275

MARTIN, LOGAN

RHP

R/R | 6-1/210

BORN 7/17/01 in Paducah, Ky.

OPENING DAY AGE 22

RESIDES Cartersville, Ga.

ACQUIRED 12th Round, 2023 Draft

SIGNING SCOUT Nick Hamilton

CAREER NOTES: 2019: Graduated from Cartersville HS (Ga.), the same high school as right-handed pitcher Mason Barnett, Kansas City's 3rd-round pick in 2022...2020-22: Spent the first three seasons of his collegiate career at Sewanee, where in 2022 he was named SAA Pitcher of the Year after recording a 3.89 ERA (30 ER in 69.1 IP) with 98 strikeouts (12.7 K/9) in 11 appearances (9 starts), including 2 complete games...also named All-SAA First Team...2023: Finished his college career with a season at Kentucky, where he went 1-1 with a 4.44 ERA (13 ER in 26.1 IP) and 30 strikeouts in 9 outings (8 starts)...pitched in 4 games in his professional debut, 2 for the ACL Royals (3.0 IP, 0 R, 6 K) and 2 for Low-A Columbia (5.0 IP, 2 ER, 6 K).

YEAR	TEAM	W-L	ERA	G	GS	SV	IP	H	R	ER	HR	HB	BB	SO	BB/9	SO/9	AVG
2023	ACL Royals (R)	0-0	0.00	2	0	1	3.0	1	0	0	0	0	1	6	3.0	18.0	.100
	Columbia (A)	0-0	3.60	2	2	0	5.0	4	2	2	1	0	2	6	3.6	10.8	.235
MINOR LEAGUE TOTALS		0-0	2.25	4	2	1	8.0	5	2	2	1	0	3	12	3.4	13.5	.185

MINOR LEAGUE PLAYER BIOS (CONT.)

MARTINEZ, CHAZZ

LHP

L/L | 6-4/220

BORN 1/6/00 in San Pedro, Calif.

OPENING DAY AGE 24

RESIDES San Pedro, Calif.

ACQUIRED 17th Round, 2022 Draft

SIGNING SCOUT Bobby Shore

CAREER NOTES: 2018: Graduated from Corona Del Mar High School (Calif.), where he was a four-year letterwinner and was named to the Pacific Coast League First Team as a junior and senior...**2019-20:** Attended UC Santa Barbara, but only appeared in 4 games as a freshman in 2019...**2021:** Transferred to Orange Coast College (Calif.), where he hit .279 with 8 home runs, while holding opponents to a .189 average on the mound, with 44 strikeouts in 38.0 innings...was selected by Pittsburgh in the 12th round of the 2021 MLB Draft, but chose to transfer to the University of Oklahoma...**2022:** He went 4-3 with 1 save in 22 appearances (8 starts) during his lone season with the Sooners, and was named the Dick Howser Trophy National Pitcher of the Week and Big 12 Pitcher of the Week after recording 14 strikeouts vs. Northwestern State on Feb. 27, the most strikeouts by a Sooner since 2019...his brother, Renae, was a 33rd-round pick by Arizona in 2017 and reached Triple-A in the Diamondbacks organization in 2021.

YEAR	TEAM	W-L	ERA	G	GS	SV	IP	H	R	ER	HR	HB	BB	SO	BB/9	SO/9	AVG
2022	ACL Royals (R)	0-0	6.00	2	0	0	3.0	2	2	2	0	0	1	1	3.0	3.0	.182
	Quad Cities (A+)	0-0	10.80	4	0	1	3.1	4	4	4	0	3	2	4	5.4	10.8	.286
2023	Columbia (A)	6-8	4.08	39	0	2	64.0	64	41	29	4	1	31	86	4.4	12.1	.252
MINOR LEAGUE TOTALS		6-8	4.48	45	0	3	70.1	70	47	35	4	4	34	91	4.4	11.6	.251

MARTÍNEZ, JUAN

RHP

R/R | 5-11/170

BORN 4/6/01 in San Salvador, El Salvador

OPENING DAY AGE 22

RESIDES San Salvador, El Salvador

ACQUIRED Signed as IFA, 7/6/18

SIGNING SCOUTS E. Perez/R. Francisco

YEAR	TEAM	W-L	ERA	G	GS	SV	IP	H	R	ER	HR	HB	BB	SO	BB/9	SO/9	AVG
2019	DSL Royals 2	0-2	10.35	13	0	0	20.0	35	26	23	2	2	13	13	5.9	5.9	.380
2020	Did not play (no minor league season)																
2021	DSL Royals White	1-0	3.38	7	2	1	10.2	7	5	4	0	3	10	14	8.4	11.8	.189
	DSL Royals Blue	3-1	0.00	4	0	0	9.0	10	3	0	1	0	6	9	6.0	9.0	.313
2022	ACL Royals (R)	0-0	8.64	8	0	0	8.1	8	10	8	1	3	8	17	8.6	18.4	.222
2023	Did not play (injured)																
MINOR LEAGUE TOTALS		4-3	6.56	32	2	1	48.0	60	44	35	4	8	37	53	6.9	9.9	.305

MARTÍNEZ, LUIS

LHP

L/L | 6-1/180

BORN 9/17/03 in Santiago, D.R.

OPENING DAY AGE 20

RESIDES Santiago, D.R.

ACQUIRED Signed as IFA, 1/19/21

SIGNING SCOUT Fausto Morel

YEAR	TEAM	W-L	ERA	G	GS	SV	IP	H	R	ER	HR	HB	BB	SO	BB/9	SO/9	AVG
2021	DSL Royals Blue	0-1	18.90	2	0	0	3.1	4	8	7	0	1	6	5	16.2	13.5	.308
	DSL Royals White	0-3	7.71	9	3	0	16.1	13	27	14	2	4	20	18	11.0	9.9	.210
2022	DSL Royals Stewart	0-1	5.17	9	0	0	15.2	9	11	9	0	3	21	23	12.1	13.2	.170
	DSL Royals Glass	0-0	10.13	2	0	0	2.2	7	7	3	0	0	2	3	6.8	10.1	.467
2023	ACL Royals (R)	2-0	9.15	13	0	0	20.2	28	23	21	3	1	12	30	5.2	13.1	.311
MINOR LEAGUE TOTALS		2-5	8.28	35	3	0	58.2	61	76	54	5	9	61	79	9.4	12.1	.262

MATEO, CARLOS

RHP

R/R | 6-1/164

BORN 12/16/03 in Barahona, D.R.

OPENING DAY AGE 20

RESIDES Barahona, D.R.

ACQUIRED Trade w/ HOU, 12/6/23

YEAR	TEAM	W-L	ERA	G	GS	SV	IP	H	R	ER	HR	HB	BB	SO	BB/9	SO/9	AVG
2022	DSL Astros Orange	2-1	2.63	10	4	1	27.1	23	11	8	1	2	13	33	4.3	10.9	.232
2023	GCL Astros	0-0	5.19	7	1	1	8.2	8	5	5	2	0	4	12	4.2	12.5	.242
MINOR LEAGUE TOTALS		2-1	3.25	17	5	2	36.0	31	16	13	3	2	17	45	4.3	11.3	.235

McCONNELL, BRADY

IF

R/R | 6-3/195

BORN 5/24/98 in Hanover, Penn.

OPENING DAY AGE 25

RESIDES Merritt Island, Fla.

ACQUIRED 2nd Round, 2019 Draft

SIGNING SCOUT Jim Buckley

CAREER NOTES: 2017: Selected by Cincinnati in the 33rd round of the First-Year Player Draft out of Merritt Island High School (Fla.), but did not sign...**2019:** Hit .332 with 15 home runs and 48 RBI in 59 games with the Gators as a draft-eligible sophomore...was Florida teammates with Brady Singer and Jackson Kowar, who were selected 18th and 33rd overall, respectively, by Kansas City in 2018...**2021:** Was limited to just 30 games with Low-A Columbia due to a right hip injury...**2022-23:** Missed back-to-back seasons due to an arm injury.

YEAR	TEAM	G	AB	R	H	2B	3B	HR	RBI	HB	BB	SO	SB	CS	AVG	OBP	SLG	OPS	E
2019	Idaho Falls (R)	38	152	25	32	12	1	4	22	2	14	66	5	3	.211	.286	.382	.668	16
	Surprise (R)	2	8	3	2	1	0	1	1	0	1	2	0	0	.250	.333	.750	1.083	0
2020	Did not play (no minor league season)																		
2021	Columbia (A)	30	107	12	21	6	1	3	17	0	14	49	3	0	.196	.289	.355	.644	2
2022	Did not play (injured)																		
2023	Did not play (injured)																		
MINOR LEAGUE TOTALS		70	267	40	55	19	2	8	40	2	29	117	8	3	.206	.289	.382	.671	18

MINOR LEAGUE PLAYER BIOS (CONT.)

McKEEHAN, COOPER

LHP

L/L | 6-2/200

BORN 3/28/01 in Ann Arbor, Mich.

OPENING DAY AGE 23

RESIDES Alpine, Utah

ACQUIRED 16th Round, 2022 Draft

SIGNING SCOUT Ken Muñoz

CAREER NOTES: 2018: Had a 1.31 ERA and 102 strikeouts as a senior at Weddington High School (S.C.), where he graduated summa cum laude and was an All-State selection...2022: Recorded a 1.57 ERA (4 ER in 23.0 IP) and 41 strikeouts (16.0 K/9) in 23 relief appearances as a junior at Brigham Young University prior to being selected by the Royals in the 16th round of the MLB Draft...2023: Was named a Low-A Carolina League All-Star as a reliever after posting an 8-1 record in 31 appearances and a 1.08 ERA (6 ER in 50.0 IP) with Low-A Columbia, in which he allowed just 29 hits, 10 walks and recorded 53 strikeouts (9.5 K/9, 29.3 K%) while finishing a team-high 23 games...among pitchers who threw at least 50.0 innings, his ERA was the lowest in all of Low-A, his 11 saves ranked tied for 2nd in the Carolina League and his 8 wins ranked tied for 5th...he was promoted to High-A Quad Cities on Aug. 2, where he went 2-2 with 14 strikeouts in 10 outings.

YEAR	TEAM	W-L	ERA	G	GS	SV	IP	H	R	ER	HR	HB	BB	SO	BB/9	SO/9	AVG
2022	ACL Royals (R)	0-0	0.00	1	0	0	1.0	1	0	0	0	0	1	1	9.0	9.0	.250
	Columbia (A)	0-0	2.25	5	0	0	8.0	5	2	2	0	1	5	10	5.6	11.3	.161
2023	Columbia (A)	8-1	1.08	31	0	11	50.0	29	10	6	2	1	10	53	1.8	9.5	.171
	Quad Cities (A+)	2-2	8.78	10	0	0	13.1	17	17	13	2	0	12	14	8.1	9.5	.309
MINOR LEAGUE TOTALS		10-3	2.61	47	0	11	72.1	52	29	21	4	2	28	78	3.5	9.7	.200

McLINSKEY, RYAN

RHP

R/R | 6-1/195

BORN 11/18/98 in Pearl River, N.Y.

OPENING DAY AGE 25

RESIDES Pearl River, N.Y.

ACQUIRED Signed as MiLB FA, 12/19/23

YEAR	TEAM	W-L	ERA	G	GS	SV	IP	H	R	ER	HR	HB	BB	SO	BB/9	SO/9	AVG
2024																	

2024 will be his first year in professional ball

McNAIR, BRENNON

IF

R/R | 6-1/175

BORN 9/15/02 in Flowood, Miss.

OPENING DAY AGE 21

RESIDES Magee, Miss.

ACQUIRED 11th Round, 2021 Draft

SIGNING SCOUT Travis Ezi

CAREER NOTES: 2021: Graduated as valedictorian of his senior class at Magee High School (Miss.) and signed a letter of intent to play at South Alabama University, prior to signing with Kansas City...was named Co-Player of the Year in 3A Baseball by the Mississippi Association of Coaches, after batting .527 with 39 runs, 43 RBI, 12 doubles and 11 home runs at the plate, and pitched to a 6-2 record with 65 strikeouts and a 1.42 ERA in 54.1 innings on the mound during his senior season...appeared in 10 games in the ACL during his first professional season, slashing .323/.432/.548 (10-for-31, .980 OPS) with 1 double, 2 home runs, 4 stolen bases, 8 RBI and 7 runs...went 3-for-3 with 2 home runs in his 4th professional game on Aug. 27 at the ACL D-backs, homering off Carlos Meza in the 4th inning and Abraham Calzadilla in the 6th, his first 2 career home runs.

YEAR	TEAM	G	AB	R	H	2B	3B	HR	RBI	HB	BB	SO	SB	CS	AVG	OBP	SLG	OPS	E
2021	ACL Royals Blue (R)	4	9	3	5	0	0	2	2	0	1	1	1	1	.556	.600	1.222	1.822	3
	ACL Royals Gold (R)	6	22	4	5	1	0	0	6	3	2	8	3	1	.227	.370	.273	.643	1
2022	ACL Royals (R)	42	156	28	36	5	4	6	19	5	17	50	7	3	.231	.322	.429	.751	12
2023	Columbia (A)	70	215	24	41	6	5	2	15	4	35	98	19	2	.191	.314	.293	.607	16
MINOR LEAGUE TOTALS		122	402	59	87	12	9	10	42	12	55	157	30	7	.216	.326	.366	.692	32

MEDINA, JOSÉ

C

S/R | 5-10/185

BORN 4/16/05 in Valencia, Venezuela

OPENING DAY AGE 18

RESIDES Valencia, Venezuela

ACQUIRED Signed as IFA, 3/16/22

SIGNING SCOUT Alberto Garcia

YEAR	TEAM	G	AB	R	H	2B	3B	HR	RBI	HB	BB	SO	SB	CS	AVG	OBP	SLG	OPS	E
2022	DSL Royals Glass	11	25	3	3	1	0	0	1	0	5	11	0	0	.120	.267	.160	.427	0
	DSL Royals Stewart	26	74	17	26	2	1	0	10	3	17	14	0	1	.351	.489	.405	.894	3
2023	DSL Royals Gold	44	131	19	30	4	1	0	12	2	26	36	0	2	.229	.356	.275	.631	6
MINOR LEAGUE TOTALS		81	230	39	59	7	2	0	23	5	48	61	0	3	.257	.390	.304	.694	9

MEDINA, RAIMEL

OF

R/R | 5-11/165

BORN 11/15/04 in Hondo Valle, D.R.

OPENING DAY AGE 19

RESIDES Hondo Valle, D.R.

ACQUIRED Signed as IFA, 1/20/22

SIGNING SCOUT Nicolas Bautista

YEAR	TEAM	G	AB	R	H	2B	3B	HR	RBI	HB	BB	SO	SB	CS	AVG	OBP	SLG	OPS	E
2022	DSL Royals Glass	51	143	16	36	6	0	1	13	5	19	30	15	2	.252	.357	.315	.672	3
2023	DSL Royals Blue	11	40	2	10	2	0	1	3	0	3	5	1	1	.250	.302	.375	.677	0
	DSL Royals Gold	7	24	2	4	1	1	0	3	1	0	6	0	0	.167	.200	.292	.492	0
MINOR LEAGUE TOTALS		69	207	20	50	9	1	2	19	6	22	41	16	3	.242	.331	.324	.655	3

MEJÍA, JOSÉ

LHP

L/L | 6-1/170

BORN 12/9/06 in Imbert, D.R.

OPENING DAY AGE 17

RESIDES Maimon, D.R.

ACQUIRED Signed as IFA, 1/18/24

SIGNING SCOUTS F. Morel/R. Aquino/D. Guerrero

YEAR	TEAM	W-L	ERA	G	GS	SV	IP	H	R	ER	HR	HB	BB	SO	BB/9	SO/9	AVG
2024																	

2024 will be his first year in professional ball

MINOR LEAGUE PLAYER BIOS (CONT.)

MEJÍA, OMAR

IF

R/R | 6-2/160

BORN 9/20/06 in Santo Domingo, D.R.

OPENING DAY AGE 17

RESIDES Santo Domingo, D.R.

ACQUIRED Signed as IFA, 1/18/24

SIGNING SCOUTS E. Despradel/R. Aquino

YEAR TEAM	G	AB	R	H	2B	3B	HR	RBI	HB	BB	SO	SB	CS	AVG	OBP	SLG	OPS	E	
2024	2024 will be his first year in professional ball																		

MELENDEZ, JAIRO

OF

L/L | 6-0/155

BORN 10/6/02 in Santo Domingo, D.R.

OPENING DAY AGE 21

RESIDES Santo Domingo, D.R.

ACQUIRED Signed as IFA, 7/5/19

SIGNING SCOUT Edis Perez

YEAR TEAM	G	AB	R	H	2B	3B	HR	RBI	HB	BB	SO	SB	CS	AVG	OBP	SLG	OPS	E	
2020	Did not play (no minor league season)																		
2021 DSL Royals Blue	37	117	24	28	3	4	3	13	2	17	39	7	4	.239	.341	.410	.751	3	
2022 DSL Royals Stewart	49	154	25	43	10	2	2	24	1	21	51	11	3	.279	.365	.409	.774	7	
2023 ACL Royals (R)	28	96	15	28	5	3	3	17	1	9	34	4	4	.292	.355	.500	.855	4	
MINOR LEAGUE TOTALS	114	367	64	99	18	9	8	54	4	47	124	22	11	.270	.355	.433	.788	14	

MENDIETA, AUGUSTO

RHP

R/R | 5-11/190

BORN 8/19/04 in Ciudad Valles, México

OPENING DAY AGE 19

RESIDES Ciudad Valles, México

ACQUIRED Signed as IFA, 11/21/22

SIGNING SCOUT Manuel Samaniego

CAREER NOTES: 2022: Pitched in 5 games for the Águilas de Mexicali in the Mexican Winter League and pitched 5.0 scoreless innings, allowing just 1 hit.

YEAR TEAM	W-L	ERA	G	GS	SV	IP	H	R	ER	HR	HB	BB	SO	BB/9	SO/9	AVG
2023 ACL Royals (R)	3-2	8.79	11	1	0	14.1	20	16	14	2	2	7	20	4.4	12.6	.328

MICHEL, ISMAEL

RHP

R/R | 6-3/175

BORN 2/14/02 in Santo Domingo, D.R.

OPENING DAY AGE 22

RESIDES Santo Domingo Centro, D.R.

ACQUIRED Signed as IFA, 1/18/21

SIGNING SCOUT Edis Perez

YEAR TEAM	W-L	ERA	G	GS	SV	IP	H	R	ER	HR	HB	BB	SO	BB/9	SO/9	AVG
2021 DSL Royals White	0-0	0.00	1	0	0	2.0	0	1	0	0	0	1	2	4.5	9.0	.000
DSL Royals Blue	1-0	4.30	8	2	0	14.2	9	8	7	1	1	7	21	4.3	12.9	.167
2022 DSL Royals Glass	1-0	4.80	8	0	1	15.0	9	8	8	1	1	8	21	4.8	12.6	.173
DSL Royals Stewart	1-0	4.26	3	0	0	6.1	9	4	3	0	1	2	6	2.8	8.5	.321
2023 ACL Royals (R)	0-1	10.03	11	0	1	11.2	12	15	13	1	2	15	18	11.6	13.9	.250
MINOR LEAGUE TOTALS	3-1	5.62	31	2	2	49.2	39	36	31	3	5	33	68	6.0	12.3	.207

MILLER, MASON

LHP

L/L | 6-4/210

BORN 3/30/02 in Tampa, Fla.

OPENING DAY AGE 21

RESIDES Odessa, Fla.

ACQUIRED 14th Round, 2023 Draft

SIGNING SCOUT Vance Vizcaino

CAREER NOTES: 2020: Graduated Cum Laude from JW Mitchell HS (Fla.), where he was named one of the Class of 2020's Top Impact Players by Perfect Game...2023: Went 2-0 in 7 starts as a junior with 35 strikeouts in 25.1 innings (12.4 K/9), after 18 of his 29 appearances from 2021-22 came as a reliever...FGCU won all 7 games he started, including Feb. 25 vs. UMass Lowell, when he recorded 5.0 no-hit innings with 11 strikeouts...did not pitch professionally while dealing with an injury.

YEAR TEAM	W-L	ERA	G	GS	SV	IP	H	R	ER	HR	HB	BB	SO	BB/9	SO/9	AVG
2023	Did not play (injured)															

MITCHELL, BLAKE

C

L/R | 6-1/202

BORN 8/3/04 in Clear Lake, Texas

OPENING DAY AGE 19

RESIDES Sinton, Texas

ACQUIRED 1st Round (8th), 2023 Draft

SIGNING SCOUT Josh Hallgren

CAREER NOTES: 2022: Recorded 5 RBI and was named Most Valuable Player of the 2022 Under Armour All-America Game at Kauffman Stadium in Kansas City...was a member of the USA Baseball 18U National Team that won gold at the 2022 Baseball World Cup and earned the win on the mound vs. Taiwan...2023: Graduated from Sinton HS (Texas), where he was named Gatorade Texas Player of the Year in both 2022 and 2023 and hit .474 with 14 doubles, 6 HR and 41 RBI during his senior season...he also reached base in 70% of his plate appearances, stole 35 bases and drew 51 walks to 8 strikeouts...reported to the Arizona Complex League where he played in 13 games and drew more walks (17) than strikeouts (14).

YEAR TEAM	G	AB	R	H	2B	3B	HR	RBI	HB	BB	SO	SB	CS	AVG	OBP	SLG	OPS	E
2023 ACL Royals (R)	13	34	8	5	1	0	0	3	0	17	14	1	0	.147	.423	.176	.599	2

MINOR LEAGUE PLAYER BIOS (CONT.)

MONKE, CADEN

LHP

L/L | 6-3/170

BORN 9/2/99 in Mt. Olive, Ill.

OPENING DAY AGE 24

RESIDES Fayetteville, Ark.

ACQUIRED 14th Round, 2021 Draft

SIGNING SCOUT Matt Price

CAREER NOTES: 2018: Graduated from Mt. Olive High School (Ill.), where he notched 100 strikeouts over 66.1 innings, including 57 strikeouts in 26.2 innings as a senior...ranked as the No. 1 left-handed pitcher in the state of Illinois by Perfect Game in 2018, and his dad, Chris, was the head coach at Mt. Olive HS...**2019-21:** Pitched in parts of three seasons at the University of Arkansas, appearing in 12 games total between his freshman and sophomore seasons, before posting a 3.71 ERA (14 ER in 34.0 IP) in 27 relief appearances as a junior in 2021...reported to the ACL in August, where he made 4 appearances between both clubs before being promoted to Columbia for 2 games, and then again to Quad Cities, where he allowed 1 run over 6.1 innings to finish his season...recorded 1 strikeout in Game 5 of the High-A Central Championship-clinching win over Cedar Rapids.

YEAR	TEAM	W-L	ERA	G	GS	SV	IP	H	R	ER	HR	HB	BB	SO	BB/9	SO/9	AVG
2021	ACL Royals Blue (R)	0-0	0.00	3	0	0	3.2	0	0	0	0	0	2	5	4.9	12.3	.000
	ACL Royals Gold (R)	0-0	9.00	1	0	0	1.0	2	1	1	0	0	1	2	9.0	18.0	.333
	Columbia (A)	0-0	0.00	2	0	0	2.2	1	3	0	1	0	3	5	10.1	16.9	.100
	Quad Cities (A+)	0-0	1.42	5	0	0	6.1	4	1	1	0	0	1	5	1.4	7.1	.200
2022	Quad Cities (A+)	0-5	6.04	30	1	4	67.0	71	49	45	11	5	35	75	4.7	10.1	.275
2023	Quad Cities (A+)	0-0	2.70	3	0	0	3.1	3	1	1	0	0	3	4	8.1	10.8	.250
MINOR LEAGUE TOTALS		0-5	5.14	44	1	4	84.0	81	55	48	12	5	45	96	4.8	10.3	.256

MOTA, EDGAR

C

R/R | 6-1/170

BORN 12/14/05 in Valencia, Venezuela

OPENING DAY AGE 18

RESIDES Valencia, Venezuela

ACQUIRED Signed as IFA, 1/23/23

SIGNING SCOUT Alberto Garcia

YEAR	TEAM	G	AB	R	H	2B	3B	HR	RBI	HB	BB	SO	SB	CS	AVG	OBP	SLG	OPS	E
2023	DSL Royals Blue	17	45	4	8	2	0	0	0	2	5	13	0	0	.178	.288	.222	.510	1

MOZZICATO, FRANK

LHP

L/L | 6-3/175

BORN 6/19/03 in Hartford, Conn.

OPENING DAY AGE 20

RESIDES Ellington, Conn.

ACQUIRED 1st Round (7th), 2021 Draft

SIGNING SCOUT Casey Fahy

CAREER NOTES: 2021: Graduated from East Catholic High School (Conn.), where as a senior, he led the Eagles to the 2021 Class M State Championship with a 17-strikeout performance in the title game...recorded 30.1 consecutive innings without allowing a hit during his senior season, including four consecutive no-hitters...became the fifth Connecticut high school player selected in the 1st round of the Draft, and was committed to the University of Connecticut before signing with Kansas City...also became the second-highest Connecticut-based prep player selected in the history of the Draft, following Bobby Valentine (5th overall to Dodgers in 1968)...he was the second-youngest player selected in the 1st round, six days older than IF Carson Williams (28th overall by Tampa Bay)...**2022:** Spent his first professional season with Low-A Columbia, where he recorded 89 strikeouts over 69.0 innings (19 starts)...**2023:** Posted a 3.04 ERA (19 ER in 56.1 IP) across 12 starts with Low-A Columbia in his sophomore season, earning a promotion to High-A Quad Cities on July 2...made 9 starts with the River Bandits and struck out 45 batters in 36.2 innings pitched (11.1 K/9)...his 130 strikeouts ranked 4th among Royals farmhands.

YEAR	TEAM	W-L	ERA	G	GS	SV	IP	H	R	ER	HR	HB	BB	SO	BB/9	SO/9	AVG	
2021	Did not play																	
2022	Columbia (A)	2-6	4.30	19	19	0	69.0	55	43	33	6	3	51	89	6.7	11.6	.219	
2023	Columbia (A)	2-5	3.04	12	12	0	56.1	36	21	19	5	0	34	85	5.4	13.6	.180	
	Quad Cities (A+)	0-4	7.12	9	9	0	36.2	34	33	29	7	1	33	45	8.1	11.1	.239	
MINOR LEAGUE TOTALS		4-15	4.50	40	40	0	162.0	125	97	81	18	4	118	219	6.6	12.2	.211	

MURDOCK, NOAH

RHP

R/R | 6-8/190

BORN 8/20/98 in Henrico, Va.

OPENING DAY AGE 25

RESIDES Colonial Heights, Va.

ACQUIRED 7th Round, 2019 Draft

SIGNING SCOUT Jim Farr

CAREER NOTES: 2016: Graduated from Colonial Heights High School (Va.) and was selected by Washington in the 38th round of the First-Year Player Draft, but did not sign...led his high school to its first volleyball state title as a senior and was named Virginia State Player of the Year...**2017:** Attended the University of Virginia, where he was named to the ACC All-Freshman Team and held opponents to a .219 average...missed parts of 2017-18 due to injury...**2019:** Had 69 strikeouts in 74.1 innings over 14 starts as a junior...spent his first professional season with Burlington (Rookie), going 3-1 with a 2.17 ERA (9 ER in 37.1 IP) over 11 outings (6 starts)...among Appalachian League pitchers who worked at least 35.0 innings, he ranked 2nd in ERA and 9th in K/9 (10.37)...**2020:** Participated in the club's Postseason Camp at Kauffman Stadium...**2021:** Appeared in 7 games (6 starts) with High-A Quad Cities, going 2-1 with a 3.18 ERA over 22.2 innings pitched...**2022:** Made 17 starts across Double-A Northwest Arkansas (7) and High-A Quad Cities (10), pitching just over 70.0 innings...pitched for Surprise in the Arizona Fall League, yielding 1 run over 4.0 innings with 3 strikeouts.

YEAR	TEAM	W-L	ERA	G	GS	SV	IP	H	R	ER	HR	HB	BB	SO	BB/9	SO/9	AVG	
2019	Burlington (R)	3-1	2.17	11	6	0	37.1	35	12	9	2	4	11	43	2.7	10.4	.246	
2020	Did not play (no minor league season)																	
2021	Quad Cities (A+)	2-1	3.18	7	6	0	22.2	15	9	8	0	2	11	19	4.4	7.5	.181	
2022	Quad Cities (A+)	0-1	5.36	10	10	0	40.1	41	28	24	3	6	24	39	5.4	8.7	.261	
	NW Arkansas (AA)	0-6	9.00	7	7	0	30.0	43	30	30	9	6	20	25	6.0	7.5	.344	
2023	NW Arkansas (AA)	3-1	5.87	36	1	1	69.0	62	52	45	4	6	49	77	6.4	10.0	.242	
MINOR LEAGUE TOTALS		8-10	5.24	71	30	1	199.1	196	131	116	18	24	115	203	5.2	9.2	.257	

MINOR LEAGUE PLAYER BIOS (CONT.)

NADAL, DEIVIS														IF/OF					
L/R 5-9/155				BORN 2/8/02 in San Pedro de Macoris, D.R.										OPENING DAY AGE 22					
RESIDES San Pedro de Macoris, D.R.				ACQUIRED Trade w/ Pirates, 12/15/23						SIGNING SCOUT Emmanuel Gomez (PIT)									
CAREER NOTES: 2023: Played in 101 games for Low-A Bradenton and slashed .212/.344/.377 (55-for-260, .721 OPS) with 51 runs scored, 15 doubles, 8 home runs, 39 RBI and 33 stolen bases...was acquired by Kansas City from Pittsburgh for OF Edward Olivares on Dec. 15.																			
YEAR	TEAM	G	AB	R	H	2B	3B	HR	RBI	HB	BB	SO	SB	CS	AVG	OBP	SLG	OPS	E
2019	DSL Pirates 2	54	194	41	57	7	2	3	29	8	26	41	10	6	.294	.394	.397	.791	18
2020 Did not play (no minor league season)																			
2021	GCL Pirates Gold (R)	36	109	12	18	0	0	0	13	7	7	31	7	4	.165	.258	.165	.423	7
2022	Bradenton (A)	56	193	29	42	12	2	1	16	5	21	62	11	6	.218	.311	.316	.627	15
2023	Bradenton (A)	101	260	51	55	15	2	8	39	5	48	105	33	4	.212	.344	.377	.721	7
MINOR LEAGUE TOTALS		247	756	133	172	34	6	12	97	25	102	239	61	20	.228	.337	.336	.673	47

NEWTON, SHERVYEN														IF							
S/R 6-4/209				BORN 4/24/99 in Tilburg, Netherlands										RESIDES Willemstad, Curaçao				OPENING DAY AGE 24			
ACQUIRED Rule 5 Draft (AAA), 12/7/22				SIGNING SCOUTS S. Reina/H. Rincones/H. Herrera/C. Becerra (NYM)																	
YEAR	TEAM	G	AB	R	H	2B	3B	HR	RBI	HB	BB	SO	SB	CS	AVG	OBP	SLG	OPS	E		
2016	DSL Mets 2	35	118	18	20	5	1	0	5	10	22	32	0	5	.169	.347	.229	.576	6		
2017	DSL Mets 2	66	241	51	75	11	9	1	31	4	50	57	10	4	.311	.433	.444	.877	15		
2018	Kingsport (R)	56	207	50	58	16	2	5	41	4	46	84	4	0	.280	.408	.449	.857	11		
2019	Columbia (A)	109	382	35	80	15	2	9	32	2	37	139	1	4	.209	.283	.330	.613	19		
2020 Did not play (no minor league season)																					
2021	St. Lucie (A)	30	116	17	22	6	0	2	24	2	20	58	1	1	.190	.312	.293	.605	4		
2022	St. Lucie (A)	24	84	12	25	9	0	4	16	1	10	29	0	0	.298	.375	.548	.923	6		
	Brooklyn (A+)	96	327	47	65	13	3	8	46	8	39	134	1	1	.199	.297	.330	.627	14		
2023	Quad Cities (A+)	96	324	47	72	17	3	15	47	2	37	119	3	1	.222	.305	.432	.737	6		
MINOR LEAGUE TOTALS		512	1799	277	417	92	20	44	242	33	261	652	20	16	.232	.337	.379	.716	54		

NIVENS, SPENCER														OF					
L/R 5-11/190				BORN 11/16/01 in Columbia, Mo.										OPENING DAY AGE 22					
RESIDES Columbia, Mo.				ACQUIRED 5th Round, 2023 Draft						SIGNING SCOUT Scott Melvin									
CAREER NOTES: 2020: Graduated from Columbia Rock Bridge HS (Mo.), where he hit .381 as a senior and earned first team MHSBCA Class 5 All-State honors... 2021-22: Redshirted his first year at Missouri State University, then earned spot on the roster in his second season and won Freshman All-America honors... 2023: Named Missouri Valley Conference Player of the Year as a redshirt sophomore when he hit .341 with 14 home runs and 45 RBI and reached safely in 53 of 56 games...he ranked among the MVC league leaders in average (.3rd), slugging (.2nd, .650) and on-base pct. (.8th, .437), en route to being named to the MVC All-Defensive team, the A.E. "Ted Willis" Team MVP and MVC Scholar-Athlete First Team...hit for the cycle on Feb. 24 vs. Central Arkansas—the eighth cycle in school history—and ranked 11th nationally for the season with 6 triples...his father Matt played baseball at Missouri from 1994-97 and still ranks among the school's top 10 in many season and career offensive categories.																			
YEAR	TEAM	G	AB	R	H	2B	3B	HR	RBI	HB	BB	SO	SB	CS	AVG	OBP	SLG	OPS	E
2023	ACL Royals (R)	4	16	3	5	4	0	0	1	0	1	2	1	1	.313	.353	.563	.916	1
	Columbia (A)	28	98	12	18	3	0	2	7	0	23	20	7	3	.184	.336	.276	.612	1
MINOR LEAGUE TOTALS		32	114	15	23	7	0	2	8	0	24	22	8	4	.202	.338	.316	.654	2

NORIEGA, CRUZ														RHP			
R/R 6-1/175				BORN 10/1/97 in Porlamar, Venezuela										OPENING DAY AGE 26			
RESIDES Bolivar, Venezuela				ACQUIRED Signed as IFA, 1/30/18						SIGNING SCOUTS E. Fuentes/J. Gonzalez							
CAREER NOTES: 2021: Appeared in 17 games (11 starts) for Low-A Columbia, as well as 2 games in the ACL, covering a career-high 73.1 innings with a 4.05 combined ERA (33 ER) with 81 strikeouts to just 14 walks.																	
YEAR	TEAM	W-L	ERA	G	GS	SV	IP	H	R	ER	HR	HB	BB	SO	BB/9	SO/9	AVG
2018	DSL Royals 1	2-4	4.18	14	3	3	32.1	33	19	15	0	4	8	30	2.2	8.4	.262
2019	Surprise (R)	3-3	5.11	13	5	0	44.0	55	29	25	2	2	17	37	3.5	7.6	.313
2020 Did not play (no minor league season)																	
2021	ACL Royals Gold (R)	0-0	0.00	1	1	0	1.0	0	0	0	0	0	0	1	0.0	9.0	.000
	ACL Royals Blue (R)	0-1	9.00	1	1	0	2.0	3	2	2	0	0	1	4	4.5	18.0	.333
	Columbia (A)	5-3	3.97	17	11	1	70.1	69	36	31	7	2	13	76	1.7	9.7	.255
2022 Did not play (injured)																	
2023	Quad Cities (A+)	3-3	3.12	20	6	1	66.1	57	29	23	5	4	15	56	2.0	7.6	.227
MINOR LEAGUE TOTALS		13-14	4.00	66	27	5	216.0	217	115	96	14	12	54	204	2.3	8.5	.260

NOVA, CHARLES														IF					
R/R 5-10/155				BORN 1/15/05 in Miami, Fla.										OPENING DAY AGE 19					
RESIDES Santo Domingo, D.R.				ACQUIRED Signed as IFA, 1/26/22						SIGNING SCOUT Edis Perez									
YEAR	TEAM	G	AB	R	H	2B	3B	HR	RBI	HB	BB	SO	SB	CS	AVG	OBP	SLG	OPS	E
2022	DSL Royals Glass	38	112	14	25	3	0	0	11	2	16	22	4	3	.223	.323	.250	.573	8
2023	DSL Royals Blue	37	105	12	18	3	0	0	10	3	15	18	4	2	.171	.293	.200	.493	9
MINOR LEAGUE TOTALS		75	217	26	43	6	0	0	21	5	31	40	8	5	.198	.309	.226	.535	17

MINOR LEAGUE PLAYER BIOS (CONT.)

NOVA, FRAYNEL

RHP

R/R | 6-0/190

BORN 5/22/02 in Azua, D.R.

OPENING DAY AGE 21

RESIDES Azua, D.R.

ACQUIRED Signed as IFA, 7/1/22

SIGNING SCOUT Edis Perez

CAREER NOTES: 2023: Threw the final inning on June 19 vs. the DSL Phillies and earned the save as he, Junior Sánchez (GS, W, 6.0 IP) and Jesús León (2.0 IP) combined to throw a no-hitter for the DSL Royals Gold.

YEAR	TEAM	W-L	ERA	G	GS	SV	IP	H	R	ER	HR	HB	BB	SO	BB/9	SO/9	AVG
2022	DSL Royals Glass	0-1	2.75	8	5	0	19.2	17	9	6	1	0	5	19	2.3	8.7	.230
2023	DSL Royals Gold	2-0	3.55	7	0	3	12.2	12	6	5	1	0	4	14	2.8	10.0	.240
	DSL Royals Blue	0-0	2.45	6	0	1	11.0	9	3	3	0	0	1	10	0.8	8.2	.225
MINOR LEAGUE TOTALS		2-1	2.91	21	5	4	43.1	38	18	14	2	0	10	43	2.1	8.9	.232

NOVAS, ELVIS

RHP

R/R | 6-0/180

BORN 9/2/02 in Cristóbal, D.R.

OPENING DAY AGE 21

RESIDES Cristóbal, D.R.

ACQUIRED Signed as IFA, 7/21/21

SIGNING SCOUTS R. Vasquez/F. Feliciano

YEAR	TEAM	W-L	ERA	G	GS	SV	IP	H	R	ER	HR	HB	BB	SO	BB/9	SO/9	AVG
2021	DSL Royals Blue	2-0	3.91	11	0	1	23.0	29	12	10	1	1	7	27	2.7	10.6	.319
2022	ACL Royals (R)	0-2	4.50	10	1	0	30.0	28	18	15	3	2	8	30	2.4	9.0	.239
2023	ACL Royals (R)	0-0	10.80	6	0	0	8.1	15	12	10	1	0	5	6	5.4	6.5	.385
	Columbia (A)	0-0	4.09	8	0	0	11.0	13	5	5	2	3	6	9	4.9	7.4	.302
MINOR LEAGUE TOTALS		2-2	4.98	35	1	1	72.1	85	47	40	7	6	26	72	3.2	9.0	.293

NOVAS, JOSI

IF

R/R | 6-4/180

BORN 2/12/05 in Barahona, D.R.

OPENING DAY AGE 19

RESIDES Barahona, D.R.

ACQUIRED Signed as IFA, 1/20/22

SIGNING SCOUTS N. Bautista/R. Francisco

YEAR	TEAM	G	AB	R	H	2B	3B	HR	RBI	HB	BB	SO	SB	CS	AVG	OBP	SLG	OPS	E
2022	DSL Royals Stewart	8	24	10	7	3	2	0	5	0	6	10	2	0	.292	.433	.583	1.016	3
	DSL Royals Glass	36	112	15	23	10	1	4	23	1	12	47	5	2	.205	.283	.420	.703	12
2023	ACL Royals (R)	35	111	26	36	5	0	3	21	0	23	42	8	3	.324	.437	.450	.887	21
MINOR LEAGUE TOTALS		79	247	51	66	18	3	7	49	1	41	99	15	5	.267	.370	.449	.819	36

NUEL, OMAR

OF

R/R | 6-1/170

BORN 5/12/03 in La Romana, D.R.

OPENING DAY AGE 20

RESIDES La Romana, D.R.

ACQUIRED Signed as IFA, 7/5/19

SIGNING SCOUT Rafael Vasquez

YEAR	TEAM	G	AB	R	H	2B	3B	HR	RBI	HB	BB	SO	SB	CS	AVG	OBP	SLG	OPS	E
2021	DSL Royals Blue	38	121	26	33	4	1	3	18	1	12	39	3	2	.273	.343	.397	.740	3
2022	ACL Royals (R)	30	92	17	21	4	0	6	16	1	7	38	8	0	.228	.290	.467	.757	2
2023	ACL Royals (R)	29	109	19	35	10	0	1	22	4	6	30	10	3	.321	.369	.440	.809	0
MINOR LEAGUE TOTALS		97	322	62	89	18	1	10	56	6	25	107	21	5	.276	.337	.432	.769	5

ODUBER, SHAWNDRICK

RHP

R/R | 6-0/170

BORN 12/16/04 in De Bruynewijk, Aruba

OPENING DAY AGE 19

RESIDES De Bruynewijk, Aruba

ACQUIRED Signed as IFA, 9/8/22

SIGNING SCOUT Edson Kelly

CAREER NOTES: 2023: Made 10 starts for DSL Royals Gold and posted a 3.38 ERA (11 ER in 29.1 IP) and led the team with 42 strikeouts...finished with 45 strikeouts in 32.1 innings between both DSL Royals squads.

YEAR	TEAM	W-L	ERA	G	GS	SV	IP	H	R	ER	HR	HB	BB	SO	BB/9	SO/9	AVG
2023	DSL Royals Gold	0-2	3.38	10	10	0	29.1	29	13	11	3	2	8	42	2.5	12.9	.250
	DSL Royals Blue	0-0	0.00	1	1	0	3.0	2	0	0	0	1	0	3	0.0	9.0	.182
MINOR LEAGUE TOTALS		0-2	3.06	11	11	0	32.1	31	13	11	3	3	8	45	2.2	12.5	.244

OLIVAREZ, MARCUS

RHP

R/R | 6-3/200

BORN 9/12/98 in Columbus, Texas

OPENING DAY AGE 25

RESIDES Columbus, Texas

ACQUIRED Signed as MiLB FA, 7/24/22

SIGNING SCOUT Josh Hallgren

CAREER NOTES: 2018-21: Pitched in parts of four seasons at Lamar University (Texas)...**2022:** Transferred to the University of Texas, where he allowed 2 runs over 26.0 innings of work as a redshirt senior...signed with the Royals on July 24 and reported to the Arizona Complex League, where he made 3 scoreless appearances.

YEAR	TEAM	W-L	ERA	G	GS	SV	IP	H	R	ER	HR	HB	BB	SO	BB/9	SO/9	AVG
2022	ACL Royals (R)	0-0	0.00	3	0	0	4.0	1	0	0	0	0	1	6	2.3	13.5	.077
2023	Columbia (A)	1-4	6.08	28	0	0	40.0	45	32	27	5	8	30	53	6.8	11.9	.290
	Quad Cities (A+)	0-0	29.25	3	0	0	4.0	12	13	13	1	0	6	3	13.5	6.8	.522
MINOR LEAGUE TOTALS		1-4	7.50	34	0	0	48.0	58	45	40	6	8	37	62	6.9	11.6	.304

OLIVEIRA, JESÚS

RHP

R/R | 6-0/165

BORN 12/31/04 in Cagua, Venezuela

OPENING DAY AGE 19

RESIDES Cagua, Venezuela

ACQUIRED Signed as IFA, 7/24/23

SIGNING SCOUTS J. Gonzalez/R. Castro

YEAR	TEAM	W-L	ERA	G	GS	SV	IP	H	R	ER	HR	HB	BB	SO	BB/9	SO/9	AVG
2023	DSL Royals Blue	1-0	0.00	2	0	0	2.2	0	0	0	0	0	4	1	13.5	3.4	.000

MINOR LEAGUE PLAYER BIOS (CONT.)

OLIVER, CONNOR													LHP				
L/R 6-2/180			BORN 5/26/01 in Hazel Crest, Ill.						OPENING DAY AGE 22								
RESIDES Oak Forest, Ill.			ACQUIRED 17th Round, 2023 Draft						SIGNING SCOUT Mike Farrell								
CAREER NOTES: 2019: Graduated from Oak Forest HS (Ill.), where he was named Conference Player of the Year and had a 0.79 ERA in 44.1 innings as a senior...other Oak Forest HS alum include former Royals pitchers Jason Frasor (2014-15) and Tim Lincecum, who Kansas City selected in the 5th round in 1994... 2020: Pitched at Wichita State University (Kan.)... 2021: Pitched for Wabash Valley College (Ill.)... 2022: Pitched at Texas Christian University... 2023: Pitched for Miami University (Ohio), where he recorded a team-best 3.89 ERA (34 ER in 78.2 IP) in 14 starts with 102 strikeouts (11.7 K/9)—which ranked 2nd in the conference—including at least 10 strikeouts in 4 straight outings...made 1 appearance for the ACL Royals in his pro debut.																	
YEAR	TEAM	W-L	ERA	G	GS	SV	IP	H	R	ER	HR	HB	BB	SO	BB/9	SO/9	AVG
2023	ACL Royals (R)	0-0	0.00	1	0	0	1.0	2	0	0	0	0	0	0	0.00	0.00	.400

OLMOS, JUAN													C						
R/R 6-2/200			BORN 11/22/04 in Turbaco, Colombia						OPENING DAY AGE 19										
RESIDES Turbaco, Colombia			ACQUIRED Signed as IFA, 1/19/22						SIGNING SCOUTS R. Miranda/O. Estevez										
CAREER NOTES: 2021: Was ranked No. 25 on MLB.com's Top 50 International Prospects list prior to signing with the Royals...is the nephew of Royals scout Rafael Miranda.																			
YEAR	TEAM	G	AB	R	H	2B	3B	HR	RBI	BB	SO	SB	CS	AVG	OBP	SLG	OPS	E	
2022	DSL Royals Glass	17	49	7	8	0	1	1	6	2	5	20	0	0	.163	.268	.265	.533	2
2023	DSL Royals Blue	19	60	8	11	4	0	1	11	4	8	33	0	0	.183	.311	.300	.611	2
	DSL Royals Gold	15	42	11	9	2	0	2	11	1	15	18	0	1	.214	.431	.405	.836	3
MINOR LEAGUE TOTALS		51	151	26	28	6	1	4	28	7	28	71	0	1	.185	.335	.318	.653	7

ORASMA, ALEXANDER													IF						
S/R 6-0/165			BORN 11/19/04 in Higuerote, Venezuela						OPENING DAY AGE 19										
RESIDES Caracas, Venezuela			ACQUIRED Signed as IFA, 2/4/22						SIGNING SCOUTS A. Garcia/J. Gonzalez										
YEAR	TEAM	G	AB	R	H	2B	3B	HR	RBI	BB	SO	SB	CS	AVG	OBP	SLG	OPS	E	
2022	DSL Royals Glass	40	106	8	23	4	0	0	7	0	10	26	7	1	.217	.282	.255	.537	5
2023	DSL Royals Blue	17	49	4	11	0	0	0	5	0	3	15	2	2	.224	.269	.224	.493	3
	DSL Royals Gold	16	48	4	5	2	0	0	5	1	4	10	1	0	.104	.185	.146	.331	4
MINOR LEAGUE TOTALS		73	203	16	39	6	0	0	17	1	17	51	10	3	.192	.256	.222	.478	12

OWEN, HUNTER													LHP				
R/L 6-5/235			BORN 1/30/02 in Edgewood, Ky.						OPENING DAY AGE 22								
RESIDES South Portland, Maine			ACQUIRED 4th Round, 2023 Draft						SIGNING SCOUT Nick Hamilton								
CAREER NOTES: 2020: Graduated from South Portland HS (Maine), where he was named a Perfect Game Preseason All-American...as a junior in 2019, he was Gatorade State Player of the Year after going 5-0 with a 0.17 ERA in 40.0 innings and 76 strikeouts, leading South Portland to a regular season title... 2021-23: Attended Vanderbilt University (Tenn.)...Owen went 4-0 with a 3.52 ERA (25 ER in 64.0 IP), 76 strikeouts (10.7 K/9) and 17 walks (2.4 BB/9) in 12 starts for Vanderbilt as a junior...on March 17, 2023 vs. No. 3 Ole Miss, he recorded a 96-pitch, 2-hit shutout with a career-high 11 strikeouts, earning SEC Co-Pitcher of the Week...a devoted member of his church community, he volunteered locally on behalf of youth baseball programs and maintained a 3.9 GPA...did not pitch professionally while he dealt with an injury.																	
YEAR	TEAM	W-L	ERA	G	GS	SV	IP	H	R	ER	HR	HB	BB	SO	BB/9	SO/9	AVG
2023																	Did not play (injured)

PANZINI, SHANE													RHP				
R/R 6-3/220			BORN 10/30/01 in Spring Lake, N.J.						OPENING DAY AGE 22								
RESIDES Spring Lake, N.J.			ACQUIRED 4th Round, 2021 Draft						SIGNING SCOUT Casey Fahy								
CAREER NOTES: 2021: Went 9-0 with a 0.91 ERA in 61.2 innings as a senior at Red Bank Catholic High School (N.J.), and recorded a single-season record 115 strikeouts...he became the highest-drafted player out of Red Bank Catholic High School, surpassing Ryan Kalish, who was selected by Boston in the 9th round in 2006...was committed to play baseball at the University of Virginia, prior to signing with Kansas City.																	
YEAR	TEAM	W-L	ERA	G	GS	SV	IP	H	R	ER	HR	HB	BB	SO	BB/9	SO/9	AVG
2021																	Did not play
2022	Columbia (A)	0-4	4.00	17	17	0	63.0	66	40	35	9	3	38	66	5.4	9.4	.277
2023	Columbia (A)	3-9	4.47	20	20	0	90.2	90	52	45	8	4	51	98	5.1	9.7	.268
	Quad Cities (A+)	0-2	17.05	2	2	0	6.1	14	13	12	3	1	5	7	7.1	10.0	.452
MINOR LEAGUE TOTALS		3-15	4.69	37	37	0	153.2	156	92	80	17	7	89	164	5.2	9.6	.272

MINOR LEAGUE PLAYER BIOS (CONT.)

PATTESON, HUNTER

LHP

L/L | 6-4/190

BORN 4/4/00 in Boyton Beach, Fla.

OPENING DAY AGE 23

RESIDES Fellsmere, Fla.

ACQUIRED 5th Round, 2022 Draft

SIGNING SCOUT Daniel Guerrero

CAREER NOTES: 2019: Named First-Team All-Treasure Coast all four years at Vero Beach High School, where he went 6-1 with an 0.91 ERA as a senior...was selected by the Chicago Cubs in the 35th round of the 2019 First-Year Player Draft out of Vero Beach High School, but chose to attend the University of Central Florida instead...**2023:** Made his professional debut and struck out 23 batters with 3 walks in 18.1 innings with the ACL Royals (15.1 IP) and Low-A Columbia (3.0 IP).

YEAR	TEAM	W-L	ERA	G	GS	SV	IP	H	R	ER	HR	HB	BB	SO	BB/9	SO/9	AVG
2022																	
Did not play (injured)																	
2023	ACL Royals (R)	0-0	5.28	7	6	0	15.1	17	11	9	1	1	3	21	1.8	12.3	.266
	Columbia (A)	0-0	0.00	1	1	0	3.0	3	0	0	0	0	2	0.0	6.0	.250	
MINOR LEAGUE TOTALS		0-0	4.42	8	7	0	18.1	20	11	9	1	1	3	23	1.5	11.3	.263

PAULINO, ANDERSON

RHP

R/R | 6-2/200

BORN 9/12/98 in Sabana Grande de Palenque, D.R.

OPENING DAY AGE 25

RESIDES Sabana Grande de Palenque, D.R.

ACQUIRED Signed as IFA, 8/22/17

SIGNING SCOUT Rafael Vasquez

CAREER NOTES: 2023: Split the year between High-A Quad Cities (27 games) and Double-A Northwest Arkansas (19) and led all Royals minor leaguers in saves (12, 7 in QC/5 in NWA).

YEAR	TEAM	W-L	ERA	G	GS	SV	IP	H	R	ER	HR	HB	BB	SO	BB/9	SO/9	AVG
2018	DSL Royals 1	1-3	7.47	8	2	0	15.2	18	15	13	0	1	10	11	5.7	6.3	.286
2019	Surprise (R)	3-0	4.90	14	10	0	60.2	75	38	33	5	0	24	44	3.6	6.5	.305
2020																	
Did not play (no minor league season)																	
2021	Columbia (A)	6-6	4.54	21	11	0	79.1	91	52	40	9	8	21	79	2.4	9.0	.278
	Quad Cities (A+)	1-1	4.91	3	1	0	7.1	9	7	4	1	1	3	7	3.7	8.6	.300
2022	Quad Cities (A+)	4-7	4.59	36	6	2	64.2	67	38	33	3	3	20	54	2.8	7.5	.262
2023	Quad Cities (A+)	0-2	3.97	27	0	7	34.0	34	19	15	1	4	14	35	3.7	9.3	.260
	NW Arkansas (AA)	2-0	4.32	19	0	5	25.0	26	13	12	0	2	9	20	3.2	7.2	.260
MINOR LEAGUE TOTALS		17-19	4.71	128	30	14	286.2	320	182	150	19	19	101	250	3.2	7.9	.278

PAULINO, JOSÉ

OF

L/L | 5-11/165

BORN 10/23/05 in Navarette, D.R.

OPENING DAY AGE 18

RESIDES Navarette, D.R.

ACQUIRED Signed as IFA, 1/20/23

SIGNING SCOUT Elias Despradel

YEAR	TEAM	G	AB	R	H	2B	3B	HR	RBI	HB	BB	SO	SB	CS	AVG	OBP	SLG	OPS	E
2023	DSL Royals Gold	43	132	26	29	3	1	1	17	4	22	57	8	7	.220	.346	.280	.626	1

PEÑA, ERICK

OF

L/R | 6-3/190

BORN 2/20/03 in Santo Domingo, D.R.

OPENING DAY AGE 21

RESIDES Santo Domingo, D.R.

ACQUIRED Signed as IFA, 7/3/19

SIGNING SCOUT Edis Perez

YEAR	TEAM	G	AB	R	H	2B	3B	HR	RBI	HB	BB	SO	SB	CS	AVG	OBP	SLG	OPS	E
2020																			
Did not play (no minor league season)																			
2021	ACL Royals Blue (R)	40	137	14	22	10	1	3	15	3	15	57	4	4	.161	.256	.314	.570	2
2022	Columbia (A)	82	281	25	42	10	1	9	36	1	41	121	6	5	.149	.258	.288	.546	5
2023	Columbia (A)	75	240	26	32	7	1	10	33	1	47	153	11	6	.133	.276	.296	.572	3
MINOR LEAGUE TOTALS		197	658	65	96	27	3	22	84	5	103	331	21	15	.146	.265	.296	.561	10

PEÑA, VICTOR

LHP

L/L | 5-11/165

BORN 12/21/02 in Nagua, D.R.

OPENING DAY AGE 21

RESIDES Nagua, D.R.

ACQUIRED Signed as IFA, 7/24/21

SIGNING SCOUT Fausto Morel

CAREER NOTES: 2022: Was named a Dominican Summer League All-Star by Minor League Baseball after earning 8 wins despite appearing in just 13 games (1 start) for the Royals Glass, posting a 0.99 ERA (3 ER in 27.1 IP) with 42 strikeouts to just 6 walks...his 8 wins tied Adrian Alcantara for the 2nd-most among Royals farmhands, trailing only Emilio Márquez's 11...**2023:** Earned his second consecutive DSL All-Star nomination after going 6-0 with 3 saves and a 0.86 ERA (3 ER in 31.1 IP) in 13 appearances between the Dominican Summer League Royals Blue and Royals Gold teams...he tallied 44 strikeouts compared to just 3 walks and made 10 straight scoreless appearances from June 12-Aug. 7, in which he pitched 24.2 innings and recorded 31 strikeouts.

YEAR	TEAM	W-L	ERA	G	GS	SV	IP	H	R	ER	HR	HB	BB	SO	BB/9	SO/9	AVG
2021	DSL Royals White	0-1	3.46	6	3	0	13.0	13	8	5	0	0	6	13	4.2	9.0	.255
	DSL Royals Blue	0-0	4.15	4	3	0	8.2	8	4	4	0	1	7	11	7.3	11.4	.258
2022	DSL Royals Glass	8-0	0.99	13	1	2	27.1	13	5	3	1	1	6	42	2.0	13.8	.138
2023	DSL Royals Gold	1-0	0.00	4	0	2	11.0	5	2	0	0	0	2	12	1.6	9.8	.132
	DSL Royals Blue	5-0	1.33	9	0	1	20.1	15	4	3	1	1	1	32	0.4	14.2	.197
MINOR LEAGUE TOTALS		14-1	1.68	36	7	5	80.1	54	23	15	2	3	22	110	2.5	12.3	.186

PENNINGTON, WALTER

LHP

See page 194

MINOR LEAGUE PLAYER BIOS (CONT.)

PERDOMO, JHONNY

IF

R/R | 5-10/168 **BORN** 6/9/02 in Bani, D.R. **OPENING DAY AGE** 21
RESIDES Peravia, D.R. **ACQUIRED** Signed as IFA, 7/29/19 **SIGNING SCOUTS** E. Perez/O. Estevez

CAREER NOTES: 2022: Led DSL KC Glass with a .306 batting average (45-for-147), finishing with 9 extra-base hits, 18 RBI and 19 walks in 49 games...his .306 average for the season ranked tied for 3rd among Royals farmhands with Lizandro Rodríguez and Logan Porter...**2023:** Slashed .336/.381/.455 (45-for-134, .836 OPS) in 36 games during his first stateside season with the ACL Royals...also went 16-for-17 in stolen base attempts.

YEAR	TEAM	G	AB	R	H	2B	3B	HR	RBI	BB	SO	SB	CS	AVG	OBP	SLG	OPS	E	
2020	Did not play (no minor league season)																		
2021	DSL Royals White	40	121	17	31	8	1	1	15	5	14	25	13	2	.256	.357	.364	.721	5
2022	DSL Royals Glass	49	147	31	45	8	0	1	18	8	19	30	17	4	.306	.411	.381	.792	6
2023	ACL Royals (R)	36	134	31	45	8	1	2	24	2	9	29	16	1	.336	.381	.455	.836	4
MINOR LEAGUE TOTALS		125	402	79	121	24	2	4	57	15	42	84	46	7	.301	.385	.400	.785	15

PEREZ, YERI

RHP

R/R | 6-3/180 **BORN** 10/16/04 in Madrid, Spain **OPENING DAY AGE** 19
RESIDES Azua, D.R. **ACQUIRED** Signed as IFA, 5/10/22 **SIGNING SCOUT** Edis Perez

YEAR	TEAM	W-L	ERA	G	GS	SV	IP	H	R	ER	HR	HB	BB	SO	BB/9	SO/9	AVG
2022	DSL Royals Stewart	1-0	4.32	11	0	0	25.0	18	13	12	1	1	22	14	7.9	5.0	.202
2023	DSL Royals Blue	1-2	3.77	6	4	0	14.1	10	12	6	0	2	15	16	9.4	10.1	.196
	DSL Royals Gold	0-1	2.70	5	3	0	10.0	10	5	3	1	1	9	7	8.1	6.3	.294
MINOR LEAGUE TOTALS		2-3	3.83	22	7	0	49.1	38	30	21	2	4	46	37	8.4	6.8	.218

PICARD, COLEMAN

RHP

R/R | 6-2/195 **BORN** 10/27/01 in Worcester, Mass. **OPENING DAY AGE** 22
RESIDES Auburn, Mass. **ACQUIRED** 6th Round, 2023 Draft **SIGNING SCOUT** Joe Barbera

CAREER NOTES: 2020: Graduated from Auburn Senior (Mass.), where he went 10-2 with a 1.42 ERA and 107 strikeouts during his four-year high school career...**2023:** As a junior at Bryant University, he went 2-2 in 10 starts with a 3.43 ERA (16 ER in 42.0 IP), 59 strikeouts (12.6 K/9) and 12 walks (2.6 BB/9)...pitched for Wareham in the Cape Cod League and went 1-0 in 3 starts with a 1.93 ERA (3 ER in 14.0 IP) with 13 strikeouts (8.4 K/9).

YEAR	TEAM	W-L	ERA	G	GS	SV	IP	H	R	ER	HR	HB	BB	SO	BB/9	SO/9	AVG
2023	ACL Royals (R)	0-0	3.00	2	0	0	3.0	1	1	1	0	0	3	5	9.0	15.0	.100

PINEDA, ALVARO

RHP

R/R | 6-2/170 **BORN** 6/30/04 in Belén, Nicaragua **OPENING DAY AGE** 19
RESIDES Belén, Nicaragua **ACQUIRED** Signed as IFA, 3/5/22 **SIGNING SCOUT** Luis Ortiz

YEAR	TEAM	W-L	ERA	G	GS	SV	IP	H	R	ER	HR	HB	BB	SO	BB/9	SO/9	AVG
2022	DSL Royals Glass	0-0	0.00	2	0	0	2.0	1	0	0	0	1	0	1	0.0	4.5	.125
	DSL Royals Stewart	1-5	6.94	9	6	1	23.1	32	19	18	2	1	5	13	1.9	5.0	.327
2023	DSL Royals Gold	2-0	3.28	8	3	0	24.2	17	11	9	1	3	10	23	3.7	8.4	.185
	DSL Royals Blue	0-1	10.57	3	3	0	7.2	14	10	9	2	1	2	3	2.4	3.5	.368
MINOR LEAGUE TOTALS		3-6	5.62	22	12	1	57.2	64	40	36	5	6	17	40	2.7	6.2	.271

PINEDA, JACK

IF

L/R | 5-11/185 **BORN** 8/10/99 in Sierra Vista, Ariz. **OPENING DAY AGE** 24
RESIDES Albuquerque, N.M. **ACQUIRED** 12th Round, 2022 Draft **SIGNING SCOUT** Josh Hallgren

CAREER NOTES: 2018: He graduated with a 4.2 GPA from La Cueva High School (N.M.), the same school that produced catcher Mitch Garver...**2019-20:** Played at the College of Southern Nevada, where was First-Team All-Conference and hit .350 as a freshman and .369 as a sophomore...**2021-22:** In two seasons at Baylor, he slashed .313/.410/.498 with 108 runs and 50 extra-base hits in 105 games, including a .327 average in 2021...was planning to transfer to Louisiana State University for his senior season, but signed with the Royals instead...**2023:** Played for the Brisbane Bandits in the Australian Winter League and batted .254 (30-for-118) in 32 games.

YEAR	TEAM	G	AB	R	H	2B	3B	HR	RBI	HB	BB	SO	SB	CS	AVG	OBP	SLG	OPS	E
2022	Did not play																		
2023	Quad Cities (A+)	62	242	42	55	15	0	2	15	2	41	74	16	3	.227	.344	.314	.658	8

PIRE, ENMANUEL

C

R/R | 5-10/165 **BORN** 5/18/01 in Carora, Venezuela **OPENING DAY AGE** 22
RESIDES Carora, Venezuela **ACQUIRED** Signed as IFA, 7/18/17 **SIGNING SCOUTS** R. Castro/O. Estevez

YEAR	TEAM	G	AB	R	H	2B	3B	HR	RBI	HB	BB	SO	SB	CS	AVG	OBP	SLG	OPS	E
2018	DSL Royals 2	34	116	13	26	3	0	0	8	2	7	21	2	0	.224	.278	.250	.528	8
2019	DSL Royals 2	39	136	20	42	6	1	0	12	1	13	21	2	2	.309	.366	.368	.734	7
2020	Did not play (no minor league season)																		
2021	ACL Royals Gold (R)	27	80	16	20	3	0	1	9	2	14	20	0	1	.250	.375	.325	.700	9
	ACL Royals Blue (R)	1	3	0	1	0	0	0	1	0	0	1	0	0	.333	.333	.333	.666	1
2022	ACL Royals (R)	14	37	4	10	2	0	2	1	3	12	1	0	0	.270	.333	.324	.657	0
2023	ACL Royals (R)	17	43	8	12	2	0	1	9	0	8	10	0	1	.279	.377	.395	.772	2
	Columbia (A)	11	30	7	5	0	0	0	2	0	6	6	0	0	.167	.297	.167	.464	0
MINOR LEAGUE TOTALS		143	445	68	116	16	1	2	43	6	51	91	5	4	.261	.339	.315	.654	27

MINOR LEAGUE PLAYER BIOS (CONT.)

POLANCO, LUIS

RHP

R/R | 6-3/219

BORN 8/10/00 in Moca, D.R.

OPENING DAY AGE 23

RESIDES Moca, D.R.

ACQUIRED Signed as IFA, 7/4/19

SIGNING SCOUT Fausto Morel

YEAR	TEAM	W-L	ERA	G	GS	SV	IP	H	R	ER	HR	HB	BB	SO	BB/9	SO/9	AVG
2020		Did not play (no minor league season)															
2021	DSL Royals White	1-0	5.79	11	0	0	18.2	20	13	12	2	1	6	23	2.9	11.1	.278
2022	ACL Royals (R)	0-0	4.38	11	0	1	12.1	11	6	6	0	2	5	19	3.7	13.9	.239
2023	ACL Royals (R)	3-0	3.54	16	0	8	20.1	22	10	8	3	1	6	26	2.7	11.5	.265
MINOR LEAGUE TOTALS		4-0	4.56	38	0	9	51.1	53	29	26	5	4	17	68	3.0	11.9	.264

PORTER, LOGAN

C

See page 195

PREINAL, YIMI

RHP

R/R | 5-11/175

BORN 9/18/04 in Santo Domingo, D.R.

OPENING DAY AGE 19

RESIDES Santo Domingo Centro, D.R.

ACQUIRED Signed as IFA, 1/19/22

SIGNING SCOUT Elias Despradel

YEAR	TEAM	W-L	ERA	G	GS	SV	IP	H	R	ER	HR	HB	BB	SO	BB/9	SO/9	AVG
2022	DSL Royals Glass	2-1	2.05	10	5	0	30.2	31	10	7	0	0	10	16	2.9	4.7	.270
2023	ACL Royals (R)	1-2	5.40	12	4	1	35.0	32	27	21	3	4	19	47	4.9	12.1	.244
MINOR LEAGUE TOTALS		3-3	3.84	22	9	1	65.2	63	37	28	3	4	29	63	4.0	8.6	.256

RAMÍREZ, ANGEL

OF

R/R | 6-2/190

BORN 3/28/05 in Chihuahua, México

OPENING DAY AGE 19

RESIDES Chihuahua, México

ACQUIRED Signed as IFA, 2/13/23

SIGNING SCOUT Manuel Samaniego

CAREER NOTES: 2023: Played in 26 games for the Naranjeros de Hermosillo in the Mexican Winter League.

YEAR	TEAM	G	AB	R	H	2B	3B	HR	RBI	HB	BB	SO	SB	CS	AVG	OBP	SLG	OPS	E
2023	DSL Royals Blue	24	64	14	16	4	0	0	4	3	11	8	3	3	.250	.385	.313	.698	2
	DSL Royals Gold	15	36	9	8	2	0	0	7	1	8	4	2	0	.222	.370	.278	.648	1
MINOR LEAGUE TOTALS		39	100	23	24	6	0	0	11	4	19	12	5	3	.240	.379	.300	.679	3

RAMÍREZ, JEAN

OF

L/L | 5-10/180

BORN 10/25/00 in Mao, D.R.

OPENING DAY AGE 23

RESIDES Mao, D.R.

ACQUIRED Signed as IFA, 6/14/18

SIGNING SCOUT Fausto Morel

CAREER NOTES: 2019: Named Dominican Royals 1 Player of the Year after leading the team in hits (53) and RBI (28)...his 29 steals ranked 6th in the Dominican Summer League...played in 10 postseason games, batting .351 (13-for-37) with a team-high 10 runs and 5 steals en route to a DSL championship...**2022:** Stole 37 bases for Low-A Columbia, 5th-best among all Royals farmhands...**2023:** Appeared in 12 games for the Águilas Cibaeñas of the Dominican Winter League.

YEAR	TEAM	G	AB	R	H	2B	3B	HR	RBI	HB	BB	SO	SB	CS	AVG	OBP	SLG	OPS	E
2018	DSL Royals 1	17	45	5	12	1	0	0	3	1	7	8	7	2	.267	.377	.289	.666	0
2019	DSL Royals 1	53	161	27	53	2	1	2	28	1	21	18	29	8	.329	.395	.391	.786	3
2020		Did not play (no minor league season)																	
2021	ACL Royals Blue (R)	12	34	8	8	2	1	0	4	1	5	10	6	0	.235	.341	.353	.694	0
	Columbia (A)	24	67	7	13	3	1	1	5	3	16	30	3	5	.194	.372	.313	.685	1
2022	Columbia (A)	57	214	44	59	6	1	6	21	2	28	39	37	11	.276	.365	.397	.762	3
2023	Columbia (A)	81	295	47	88	9	4	5	24	1	36	85	28	17	.298	.374	.407	.781	3
	Quad Cities (A+)	22	87	15	19	1	0	2	6	2	9	20	6	3	.218	.306	.299	.605	5
MINOR LEAGUE TOTALS		266	903	153	252	24	8	16	91	11	122	210	116	46	.279	.368	.377	.745	15

RAMÍREZ, RAMÓN

C

R/R | 6-0/180

BORN 6/15/05 in Porlamar, Venezuela

OPENING DAY AGE 18

RESIDES Porlamar, Venezuela

ACQUIRED Signed as IFA, 1/20/23

SIGNING SCOUTS F. Feliciano/D. Guerrero/R. Aquino

CAREER NOTES: 2023: Made his professional debut with the DSL Royals Blue and slashed .344/.440/.615 (42-for-122, 1,055 OPS) in 41 games...his 1,055 OPS ranked 6th in the Dominican Summer League (min. 125 PA) and his 8 home runs ranked tied for 8th.

YEAR	TEAM	G	AB	R	H	2B	3B	HR	RBI	HB	BB	SO	SB	CS	AVG	OBP	SLG	OPS	E
2023	DSL Royals Blue	41	122	26	42	9	0	8	27	3	21	18	6	4	.344	.440	.615	1,055	3

RAMOS, HENRY

OF

L/L | 6-1/175

BORN 9/20/04 in Santo Domingo, D.R.

OPENING DAY AGE 19

RESIDES Santo Domingo Centro, D.R.

ACQUIRED Signed as IFA, 1/18/22

SIGNING SCOUT Edis Perez

YEAR	TEAM	G	AB	R	H	2B	3B	HR	RBI	HB	BB	SO	SB	CS	AVG	OBP	SLG	OPS	E
2022	DSL Royals Glass	51	161	20	31	6	0	0	15	3	30	42	18	1	.193	.327	.230	.557	10
2023	DSL Royals Blue	52	176	28	40	9	4	3	14	3	16	49	11	2	.227	.301	.375	.676	3
MINOR LEAGUE TOTALS		103	337	48	71	15	4	3	29	6	46	91	29	3	.211	.314	.306	.620	13

MINOR LEAGUE PLAYER BIOS (CONT.)

RAMSEY, RYAN

LHP

R/L | 6-0/195

BORN 1/18/01 in Gaithersburg, Md.

OPENING DAY AGE 23

RESIDES Rockville, Md.

ACQUIRED 13th Round, 2022 Draft

SIGNING SCOUT Joe Barbera

CAREER NOTES: 2019: Selected by Cleveland in the 36th round of the 2019 Draft out of Pascack Hills High School (N.J.), but did not sign...he was named the New Jersey Pitcher of the Year as a senior and led his school to back-to-back state titles, recording 255 strikeouts in 142.0 innings. (16.2 K/9)...**2020-22:** Spent parts of three seasons at the University of Maryland...in 2021, he made 6 appearances for the Martha's Vineyard Sharks of the NECBL, where he was teammates with Royals 2022 10th-round pick Levi Usher...at Maryland in 2022, he went 11-1 with a 3.22 ERA (33 ER in 92.1 IP) in 16 outings (15 starts), finishing with the 2nd-most wins in a single season in school history...on April 29, 2022 vs. Northwestern, he threw the second perfect game in school history and the 20th 9-inning no-hitter in NCAA history.

YEAR	TEAM	W-L	ERA	G	GS	SV	IP	H	R	ER	HR	HB	BB	SO	BB/9	SO/9	AVG
2022	ACL Royals (R)	0-0	0.00	1	0	0	2.0	1	0	0	0	0	1	3	4.5	13.5	.143
2023	ACL Royals (R)	0-1	6.75	2	1	0	4.0	3	3	3	0	0	3	9	6.8	20.3	.200
	Columbia (A)	2-0	0.54	7	7	0	33.1	17	3	2	0	4	10	38	2.7	10.3	.150
	Quad Cities (A+)	1-2	10.67	5	2	0	14.1	24	18	17	0	1	10	22	6.3	13.8	.358
MINOR LEAGUE TOTALS		3-3	3.69	15	10	0	53.2	45	24	22	0	5	24	72	4.0	12.1	.223

RAVE, JOHN

OF

See page 197

RAYO, OSCAR

LHP

L/L | 6-1/180

BORN 1/3/02 in Managua, Nicaragua

OPENING DAY AGE 22

RESIDES Managua, Nicaragua

ACQUIRED Signed as IFA, 1/15/21

SIGNING SCOUT Luis Ortiz

YEAR	TEAM	W-L	ERA	G	GS	SV	IP	H	R	ER	HR	HB	BB	SO	BB/9	SO/9	AVG
2021	DSL Royals Blue	1-0	3.92	9	3	0	20.2	18	9	9	1	2	3	25	1.3	10.9	.234
2022	DSL Royals Glass	0-0	0.53	5	0	0	17.0	13	2	1	0	0	3	22	1.6	11.7	.217
	ACL Royals (R)	1-0	0.00	1	0	0	4.0	2	0	0	0	0	0	8	0.0	18.0	.133
	Columbia (A)	1-1	3.91	8	0	1	23.0	25	11	10	4	1	6	20	2.4	7.8	.275
2023	Columbia (A)	5-2	3.15	23	6	2	71.1	65	32	25	1	5	12	66	1.5	8.3	.239
MINOR LEAGUE TOTALS		8-3	2.98	46	14	3	136.0	123	54	45	6	8	24	141	1.6	9.3	.239

REGALADO, NICHOLAS

RHP

R/R | 6-2/215

BORN 5/15/02 in Hialeah, Fla.

OPENING DAY AGE 21

RESIDES Hialeah, Fla.

ACQUIRED Signed as MiLB FA, 7/24/22

SIGNING SCOUT Vance Vizzaino

YEAR	TEAM	W-L	ERA	G	GS	SV	IP	H	R	ER	HR	HB	BB	SO	BB/9	SO/9	AVG
2022	ACL Royals (R)	0-0	4.50	4	0	0	4.0	6	5	2	0	1	0	7	0.0	15.8	.300
2023	Columbia (A)	1-1	2.78	20	0	3	32.1	29	13	10	0	2	17	43	4.7	12.0	.242
MINOR LEAGUE TOTALS		1-1	2.97	24	0	3	36.1	35	18	12	0	3	17	50	4.2	12.4	.250

REYES, EMMANUEL

RHP

R/R | 6-0/180

BORN/RESIDES 5/16/04 in San José de los Llanos, D.R.

OPENING DAY AGE 19

ACQUIRED Signed as IFA, 1/19/22

SIGNING SCOUTS F. Feliciano/E. Despradel/R. Aquino

CAREER NOTES: 2022: Was crowned the DSL Royals Pitcher of the Year and named a *Baseball America* Complex League All-Star as a starting pitcher after posting a Royals farmhand-best 0.91 ERA (5 ER in 49.1 IP) with 52 strikeouts to just 4 walks (13.0 K/BB) and a 0.67 WHIP over 12 games (11 starts), for the Royals in his first professional season...his WHIP was the lowest among qualifiers in the Dominican League, while his ERA ranked 2nd and his opponents' batting average of .162 (29-for-179) ranked 3rd...he earned his first professional win on June 16 at the Pirates Gold after holding the Pirates to 1 run on 1 hit over 5.0 innings with 3 strikeouts...**2023:** Was named an Arizona Complex League All-Star by Minor League Baseball after pitching in 8 games (3 starts) for the ACL Royals and posting a 3-2 record with a 3.38 ERA (12 ER in 32.0 IP), 35 strikeouts and 8 walks...he was promoted from Arizona to Low-A Columbia on July 24, and in 7 starts he pitched to a 4.30 ERA (18 ER in 37.2 IP) with 29 strikeouts and 8 walks despite being the youngest pitcher to appear for the Fireflies in 2023.

YEAR	TEAM	W-L	ERA	G	GS	SV	IP	H	R	ER	HR	HB	BB	SO	BB/9	SO/9	AVG
2022	DSL Royals Glass	2-1	0.96	11	10	0	46.2	28	12	5	1	2	4	47	0.8	9.1	.165
	DSL Royals Stewart	0-0	0.00	1	1	0	2.2	1	0	0	0	0	0	5	0.0	16.9	.111
2023	ACL Royals (R)	3-2	3.38	8	3	0	32.0	30	15	12	0	4	8	35	2.3	9.8	.244
	Columbia (A)	1-5	4.30	7	7	0	37.2	39	20	18	4	2	8	29	1.9	6.9	.267
MINOR LEAGUE TOTALS		6-8	2.65	27	21	0	119.0	98	47	35	5	8	20	116	1.5	8.8	.219

REYES, JHON

RHP

R/R | 6-1/165

BORN 5/30/04 in Payita, D.R.

OPENING DAY AGE 19

RESIDES Payita, D.R.

ACQUIRED Signed as IFA, 1/20/23

SIGNING SCOUT Michael Acevedo

YEAR	TEAM	W-L	ERA	G	GS	SV	IP	H	R	ER	HR	HB	BB	SO	BB/9	SO/9	AVG
2023	DSL Royals Gold	0-1	5.79	6	0	2	4.2	2	4	3	0	0	4	9	7.7	17.4	.118
	DSL Royals Blue	0-0	0.00	1	0	0	2.0	0	0	0	0	0	0	1	0.0	4.5	.000
MINOR LEAGUE TOTALS		0-1	4.05	7	0	2	6.2	2	4	3	0	0	4	10	5.4	13.5	.087

MINOR LEAGUE PLAYER BIOS (CONT.)

REYES, OMAR													IF						
L/R	5-11/170	BORN 3/3/05 in Caracas, Venezuela										OPENING DAY AGE	19						
RESIDES	Caracas, Venezuela	ACQUIRED			Signed as IFA, 1/23/23			SIGNING SCOUTS					J. Gualdrón/J. González/R. Castro						
YEAR TEAM	G	AB	R	H	2B	3B	HR	RBI	HB	BB	SO	SB	CS	AVG	OBP	SLG	OPS	E	
2023																			Did not play

RICARDO, YANDEL													IF						
S/R	6-2/180	BORN 10/16/06 in Ciego de Ávila, Cuba										OPENING DAY AGE	17						
RESIDES	Santo Domingo, D.R.	ACQUIRED			Signed as IFA, 1/17/24			SIGNING SCOUTS					N. Bautista/R. Aquino/D. Guerrero						
CAREER NOTES: 2023: Was the No. 16 ranked prospect on the international Top 50 Prospects list by MLB.com.																			
YEAR TEAM	G	AB	R	H	2B	3B	HR	RBI	HB	BB	SO	SB	CS	AVG	OBP	SLG	OPS	E	
2024																			2024 will be his first year in professional ball

RÍOS, JESÚS													RHP					
R/R	6-1/190	BORN 12/27/01 in Mazatlán, México										OPENING DAY AGE	22					
RESIDES	Mazatlán, México	ACQUIRED			Trade w/ Padres, 8/1/23			SIGNING SCOUTS										
CAREER NOTES: 2023: Signed as an international free agent by San Diego on Jan. 17...was acquired via trade from the Padres on Aug. 1 with RHP Henry Williams for RHP Scott Barlow...also pitched for the Venados de Mazatlán in the Mexican Winter League and made 12 appearances.																		
YEAR TEAM	W-L	ERA	G	GS	SV	IP	H	R	ER	HR	HB	BB	SO	BB/9	SO/9	AVG		
2023	DSL Padres Brown	4-1	4.91	9	0	1	11.0	12	7	6	2	1	8	7	6.6	5.7	.267	
	DSL Padres Gold	2-2	8.59	7	0	1	7.1	10	8	7	0	2	6	2.5	7.4	.323		
	DSL Royals Blue	0-0	0.00	1	0	0	1.0	0	0	0	0	1	1	9.0	9.0	.000		
	ACL Royals (R)	0-0	3.86	4	0	0	4.2	7	2	2	0	0	4	4	7.7	7.7	.368	
MINOR LEAGUE TOTALS		6-3	5.63	21	0	2	24.0	29	17	15	2	3	15	18	5.6	6.8	.293	

RIVERA, JUAN													RHP				
R/R	6-1/162	BORN 3/4/07 in San Cristóbal, D.R.										OPENING DAY AGE	17				
RESIDES	San Cristóbal, D.R.	ACQUIRED			Signed as IFA, 1/18/24			SIGNING SCOUTS					M. Acevedo/R. Aquino/D. Guerrero				
YEAR TEAM	W-L	ERA	G	GS	SV	IP	H	R	ER	HR	HB	BB	SO	BB/9	SO/9	AVG	
2024																	2024 will be his first year in professional ball

RIVERO, MARWIN													IF					
R/R	5-11/160	BORN 10/21/06 in Cabimas, Venezuela										OPENING DAY AGE	17					
RESIDES	Cabimas, Venezuela	ACQUIRED			Signed as IFA, 1/24/24			SIGNING SCOUT					Joelvis Gonzalez					
YEAR TEAM	G	AB	R	H	2B	3B	HR	RBI	HB	BB	SO	SB	CS	AVG	OBP	SLG	OPS	E
2024																		2024 will be his first year in professional ball

ROCCAFORTE, CARSON													OF						
L/L	6-1/200	BORN 3/29/02 in Beaumont, Texas										OPENING DAY AGE	21						
RESIDES	Port Neches, Texas	ACQUIRED			CB Round B, 2023 Draft			SIGNING SCOUT					Cody Clark						
CAREER NOTES: 2020: Graduated from Port Neches Groves HS (Texas), where he was twice named the school's offensive MVP and was an All-State honoree... 2021-23: Hit .318 (75-for-236) with 35 extra-base hits and 22 stolen bases in 65 games during his junior season at Louisiana-Lafayette, where he led his team to back-to-back NCAA Tournament appearances in 2022 and 2023...named First-Team All-Sun Belt Conference as a sophomore in 2022...reported to the Arizona Complex League for 4 games before being promoted to Low-A Columbia, where he slashed .257/.377/.356 (26-for-101) with 8 extra-base hits and 11 stolen bases in 27 games.																			
YEAR TEAM	G	AB	R	H	2B	3B	HR	RBI	HB	BB	SO	SB	CS	AVG	OBP	SLG	OPS	E	
2023	ACL Royals (R)	4	15	3	8	1	0	0	3	0	0	3	5	0	.533	.500	.600	1.100	0
	Columbia (A)	27	101	19	26	6	2	0	12	1	19	31	11	3	.257	.377	.356	.733	0
MINOR LEAGUE TOTALS		31	116	22	34	7	2	0	15	1	19	34	16	3	.293	.391	.388	.779	0

RODRÍGUEZ, DARWIN													LHP				
L/L	6-1/175	BORN 7/24/03 in Naganagua, Venezuela										OPENING DAY AGE	20				
RESIDES	Guacara, Venezuela	ACQUIRED			Signed as IFA, 12/15/22			SIGNING SCOUTS					A. García/R. Castro				
YEAR TEAM	W-L	ERA	G	GS	SV	IP	H	R	ER	HR	HB	BB	SO	BB/9	SO/9	AVG	
2023	DSL Royals Gold	1-2	3.65	11	2	0	24.2	31	12	10	4	3	8	22	2.9	8.0	.313

RODRÍGUEZ, DAVID													LHP				
L/L	5-11/152	BORN 9/27/03 in Santiago de los Caballeros, D.R.										OPENING DAY AGE	20				
RESIDES	Santiago de los Caballeros, D.R.	ACQUIRED			Signed as IFA, 8/25/21			SIGNING SCOUT					Fausto Morel				
YEAR TEAM	W-L	ERA	G	GS	SV	IP	H	R	ER	HR	HB	BB	SO	BB/9	SO/9	AVG	
2022	DSL Royals Glass	2-0	3.86	9	0	0	18.2	19	20	8	2	4	7	16	3.4	7.7	.271
	DSL Royals Stewart	0-0	0.00	4	0	2	5.1	2	0	0	0	1	0	3	0.0	5.1	.118
2023	DSL Royals Blue	1-1	1.84	12	0	2	29.1	19	7	6	1	1	3	35	0.9	10.7	.178
MINOR LEAGUE TOTALS		3-1	2.36	25	0	4	53.1	40	27	14	3	6	10	54	1.7	9.1	.206

MINOR LEAGUE PLAYER BIOS (CONT.)

RODRÍGUEZ, FRANDY

RHP

R/R | 5-9/155

BORN 1/28/06 in Villa Vasquez, D.R.

OPENING DAY AGE 18

RESIDES Villa Vasquez, D.R.

ACQUIRED Signed as IFA, 1/20/23

SIGNING SCOUT Fausto Morel

YEAR	TEAM	W-L	ERA	G	GS	SV	IP	H	R	ER	HR	HB	BB	SO	BB/9	SO/9	AVG
2023	DSL Royals Gold	0-1	2.91	6	5	0	21.2	21	8	7	3	0	3	17	1.3	7.1	.241
	DSL Royals Blue	0-0	1.80	5	4	0	15.0	9	4	3	1	1	2	11	1.2	6.6	.173
MINOR LEAGUE TOTALS		0-1	2.45	11	9	0	36.2	30	12	10	4	1	5	28	1.2	6.9	.216

RODRÍGUEZ, LIZANDRO

IF

S/R | 5-11/165

BORN 11/16/02 in Santiago, D.R.

OPENING DAY AGE 21

RESIDES Santiago, D.R.

ACQUIRED Signed as IFA, 7/4/19

SIGNING SCOUT Fausto Morel

CAREER NOTES: **2021:** Was named the DSL Royals Blue Player of the Year, hitting .309/.446/.567 (30-for-97), ranking 5th in the league in OPS (1.013) among players with at least 80 at-bats...he drew more walks (21) than strikeouts (18) and went 14-for-18 in stolen base attempts...**2022:** Split the season between the Arizona Complex League and Low-A Columbia, batting a combined .306/.395/.514 (44-for-144, .909 OPS) with 16 extra-base hits and 30 runs scored in 43 games...his .306 batting average ranked tied for 3rd among Royals farmhands with Jhonny Perdomo.

YEAR	TEAM	G	AB	R	H	2B	3B	HR	RBI	HB	BB	SO	SB	CS	AVG	OBP	SLG	OPS	E	
2020	Did not play (no minor league season)																			
2021	DSL Royals Blue	34	97	27	30	5	1	6	23	3	21	18	14	4	.309	.446	.567	1.013	3	
2022	ACL Royals (R)	25	82	17	26	4	1	5	12	3	9	16	5	3	.317	.400	.573	.973	5	
	Columbia (A)	18	62	13	18	4	1	1	5	2	8	11	1	1	.290	.389	.435	.824	2	
2023	Columbia (A)	118	426	64	100	17	5	7	44	9	49	108	18	11	.235	.325	.347	.672	20	
MINOR LEAGUE TOTALS		195	667	121	174	30	8	19	84	17	87	153	38	19	.261	.359	.415	.774	30	

ROJAS, MARVIN

RHP

R/R | 6-3/185

BORN 4/10/04 in Santiago de los Caballeros, D.R.

OPENING DAY AGE 19

RESIDES Santo Domingo Este, D.R.

ACQUIRED Signed as IFA, 11/21/22

SIGNING SCOUT Elias Despradel

YEAR	TEAM	W-L	ERA	G	GS	SV	IP	H	R	ER	HR	HB	BB	SO	BB/9	SO/9	AVG
2023	DSL Royals Blue	0-0	3.38	2	0	0	2.2	0	2	1	0	0	5	3	16.9	0.0	.000
	DSL Royals Gold	0-0	21.00	5	0	0	3.0	2	8	7	0	0	14	3	42.0	9.0	.200
MINOR LEAGUE TOTALS		0-0	12.71	7	0	0	5.2	2	10	8	0	0	19	3	30.2	4.8	.125

ROQUE, PEDRO

IF

R/R | 5-10/160

BORN 12/21/05 in La Vega, D.R.

OPENING DAY AGE 18

RESIDES La Vega, D.R.

ACQUIRED Signed as IFA, 1/20/23

SIGNING SCOUTS N. Bautista/R. Aquino

YEAR	TEAM	G	AB	R	H	2B	3B	HR	RBI	HB	BB	SO	SB	CS	AVG	OBP	SLG	OPS	E
2023	DSL Royals Gold	20	65	11	16	1	0	1	6	1	13	11	5	2	.246	.370	.308	.678	12
	DSL Royals Blue	17	42	8	10	3	0	0	5	1	7	6	4	1	.238	.353	.310	.663	4
MINOR LEAGUE TOTALS		37	107	19	26	4	0	1	11	2	20	17	9	3	.243	.364	.308	.672	16

ROSADO, JAROLD

RHP

R/R | 6-3/215

BORN 7/13/02 in Santiago de los Caballeros, D.R.

OPENING DAY AGE 21

RESIDES Santiago de los Caballeros, D.R.

ACQUIRED Signed as IFA, 2/25/20

SIGNING SCOUT Fausto Morel

YEAR	TEAM	W-L	ERA	G	GS	SV	IP	H	R	ER	HR	HB	BB	SO	BB/9	SO/9	AVG
2020	Did not play (no minor league season)																
2021	DSL Royals Blue	0-1	2.70	4	4	0	10.0	9	6	3	0	1	6	5	5.4	4.5	.237
2022	Did not play (injured)																
2023	ACL Royals (R)	2-2	10.38	15	1	0	26.0	35	32	30	1	3	23	35	8.0	12.1	.318
MINOR LEAGUE TOTALS		2-3	8.25	19	5	0	36.0	44	38	33	1	4	29	40	7.3	10.0	.297

ROSARIO, JULIO

RHP

R/R | 6-1/205

BORN 7/12/02 in Azua, D.R.

OPENING DAY AGE 21

RESIDES Azua, D.R.

ACQUIRED Signed as IFA, 11/21/22

SIGNING SCOUT Nicolas Bautista

YEAR	TEAM	W-L	ERA	G	GS	SV	IP	H	R	ER	HR	HB	BB	SO	BB/9	SO/9	AVG
2023	DSL Royals Blue	1-4	3.18	12	3	1	28.1	24	15	10	3	2	6	20	1.9	6.4	.229

RUIZ, SANDY

C/IF

R/R | 5-10/160

BORN 1/24/06 in Santo Domingo, D.R.

OPENING DAY AGE 18

RESIDES Santo Domingo, D.R.

ACQUIRED Signed as IFA, 1/20/23

SIGNING SCOUT Nicolas Bautista

YEAR	TEAM	G	AB	R	H	2B	3B	HR	RBI	HB	BB	SO	SB	CS	AVG	OBP	SLG	OPS	E
2023	DSL Royals Blue	9	28	6	6	1	0	1	5	0	4	5	0	0	.214	.313	.357	.670	3
	DSL Royals Gold	28	79	11	17	3	0	0	4	2	14	31	2	2	.215	.347	.253	.600	9
MINOR LEAGUE TOTALS		37	107	17	23	4	0	1	9	2	18	36	2	2	.215	.339	.280	.619	12

MINOR LEAGUE PLAYER BIOS (CONT.)

RUIZ, TONY

OF

R/R | 6-3/170

BORN 12/8/05 in Santo Domingo, D.R.

OPENING DAY AGE 18

RESIDES Santo Domingo, D.R. **ACQUIRED** Signed as IFA, 1/20/23 **SIGNING SCOUTS** N. Bautista/D. Guerrero/R. Aquino

CAREER NOTES: Listed as the No. 30 prospect on the international Top 50 Prospects list by MLB.com in 2023.

YEAR	TEAM	G	AB	R	H	2B	3B	HR	RBI	HB	BB	SO	SB	CS	AVG	OBP	SLG	OPS	E
2023	DSL Royals Gold	38	131	24	35	11	1	4	16	2	16	54	1	2	.267	.353	.458	.811	3

RUSHFORD, MILO

OF

L/L | 6-1/185

BORN 2/12/04 in San Diego, Calif.

OPENING DAY AGE 20

RESIDES Sahuarita, Ariz. **ACQUIRED** 18th Round, 2022 Draft **SIGNING SCOUT** Justin Clark (ATL)

CAREER NOTES: 2022: Graduated from Walden Grove High School (Ariz.), where he was the valedictorian of his class with a 4.66 GPA, as well as the Arizona First-Team All-State Offensive Player of the Year in 2022 after batting .613 (57-for-93) with 24 extra-base hits (9 HR) and 40 RBI in 30 games...**2023:** Played in 40 games for the Brisbane Bandits in the Australian Winter League...his father, Jim Rushford, played seven seasons in the minors and in 28 games as an outfielder with the Milwaukee Brewers in 2002.

YEAR	TEAM	G	AB	R	H	2B	3B	HR	RBI	HB	BB	SO	SB	CS	AVG	OBP	SLG	OPS	E
2022	ACL Royals (R)	3	10	0	2	1	0	0	1	0	1	2	1	0	.200	.273	.300	.573	0
2023	ACL Royals (R)	32	111	32	37	8	3	3	21	3	20	30	9	1	.333	.441	.541	.982	2
MINOR LEAGUE TOTALS		35	121	32	39	9	3	3	22	3	21	32	10	1	.322	.429	.521	.950	2

RUSSELL, STONE

C

R/R | 6-1/200

BORN 6/17/04 in Pittsburgh, Penn.

OPENING DAY AGE 19

RESIDES Bradenton, Fla. **ACQUIRED** 18th Round, 2023 Draft **SIGNING SCOUT** Nick Presto

CAREER NOTES: 2023: Russell graduated from the IMG Academy (Fla.), where he was named a Perfect Game Preseason All-American and hit .436 (34-for-78) in 25 games with 13 extra-base hits for 35 RBI, for a .730 slugging percentage and 1.230 OPS...played in 4 games with Team USA in 2022 and was invited to 18U National Team Camp...his father, John Russell was drafted by Philadelphia in the 1st round in 1982 and played 10 seasons in the Majors from 1984-93...he was Manager of the Pittsburgh Pirates from 2008-10, was Buck Showalter's Bench Coach in Baltimore for eight years and is the current Manager of the Tacoma Rainiers, the Triple-A affiliate of the Seattle Mariners...he is represented by Bobby Witt Sr.

YEAR	TEAM	G	AB	R	H	2B	3B	HR	RBI	HB	BB	SO	SB	CS	AVG	OBP	SLG	OPS	E
2023	ACL Royals (R)	9	26	6	7	3	1	0	3	0	4	5	2	1	.269	.367	.462	.829	3

SALGADO, EDINSON

LHP

L/L | 6-0/150

BORN 1/6/05 in Corozal, Colombia

OPENING DAY AGE 19

RESIDES Corozal, Colombia **ACQUIRED** Signed as IFA, 1/19/22 **SIGNING SCOUTS** R. Miranda/O. Estevez

YEAR	TEAM	W-L	ERA	G	GS	SV	IP	H	R	ER	HR	HB	BB	SO	BB/9	SO/9	AVG
2022	DSL Royals Stewart	1-3	12.00	9	0	0	15.0	20	24	20	2	3	17	18	10.2	10.8	.303
	DSL Royals Glass	0-0	4.50	1	0	0	2.0	4	1	1	0	1	1	0	4.5	0.0	.444
2023	DSL Royals Blue	1-1	1.13	5	0	0	8.0	4	2	1	0	0	7	10	7.9	11.3	.148
	DSL Royals Gold	0-1	12.96	6	1	0	8.1	10	18	12	0	1	9	9	9.7	9.7	.294
MINOR LEAGUE TOTALS		2-5	9.18	21	1	0	33.1	38	45	34	2	5	34	37	9.2	10.0	.279

SALON, DIONMY

C

R/R | 6-2/190

BORN 11/18/01 in Barquisimeto, Venezuela

OPENING DAY AGE 22

RESIDES Barquisimeto, Venezuela **ACQUIRED** Signed as IFA, 7/10/18 **SIGNING SCOUTS** A. Garcia/J. Gonzalez/O. Estevez

YEAR	TEAM	G	AB	R	H	2B	3B	HR	RBI	HB	BB	SO	SB	CS	AVG	OBP	SLG	OPS	E
2019	DSL Royals 1	10	34	3	5	0	0	0	2	0	7	9	0	0	.147	.293	.147	.440	0
	DSL Royals 2	32	96	14	21	3	0	0	7	3	15	17	1	2	.219	.342	.250	.592	4
2020		Did not play (no minor league season)																	
2021	DSL Royals Blue	25	57	7	12	3	0	1	7	2	12	13	2	2	.211	.366	.316	.682	2
2022	ACL Royals (R)	20	66	7	23	3	0	2	7	4	8	19	0	0	.348	.449	.485	.934	3
2023	Columbia (A)	74	243	31	56	8	0	2	18	9	27	68	3	4	.230	.330	.288	.618	12
MINOR LEAGUE TOTALS		161	496	62	117	17	0	5	41	18	69	126	6	8	.236	.350	.300	.650	21

SÁNCHEZ, JUNIOR

RHP

R/R | 6-1/170

BORN 2/2/05 in Santiago de los Caballeros, D.R.

OPENING DAY AGE 19

RESIDES Santo Domingo Este, D.R. **ACQUIRED** Signed as IFA, 1/19/22 **SIGNING SCOUT** Elias Despradel

CAREER NOTES: 2023: Threw the first 6.0 innings on June 19 vs. the DSL Phillies and earned the win as he, Jesús León (2.0 IP) and Fraynel Nova (S, 1.0 IP) combined to throw a no-hitter for the DSL Royals Gold.

YEAR	TEAM	W-L	ERA	G	GS	SV	IP	H	R	ER	HR	HB	BB	SO	BB/9	SO/9	AVG
2022	DSL Royals Stewart	0-2	4.91	7	5	1	18.1	20	15	10	0	4	11	11	5.4	5.4	.278
	DSL Royals Glass	1-0	2.45	4	0	0	7.1	6	2	2	0	0	5	5	6.1	6.1	.250
2023	DSL Royals Gold	1-1	1.38	3	3	0	13.0	7	4	2	0	1	6	8	4.2	5.5	.156
MINOR LEAGUE TOTALS		2-3	3.26	14	8	1	38.2	33	21	14	0	5	22	24	5.1	5.6	.234

MINOR LEAGUE PLAYER BIOS (CONT.)

SANTANA, OSIRIS

RHP

R/R | 5-11/165

BORN 10/11/01 in Azua, D.R.

OPENING DAY AGE 22

RESIDES Azua, D.R.

ACQUIRED Signed as IFA, 10/12/18

SIGNING SCOUT Edis Perez

CAREER NOTES: **2021:** Posted a 3.35 ERA (17 ER in 45.2 IP) with 39 strikeouts to just 4 walks and an opponents' batting average of .218 in 12 starts with the DSL Royals White...was named the Royals White Player of the Month for July after going 1-1 with a 1.98 ERA (3 ER in 13.2 IP) over 3 starts, notching 7 strikeouts without issuing a walk...was one of five pitchers in Minor League Baseball to make at least 10 starts while issuing no more than 5 walks, with Baltimore's Ty Blach (1 BB in 16 games/15 starts across three levels), Tampa Bay's Cole Wilcox (5 BB in 10 starts at Low-A Charleston), San Francisco's Mikell Manzano (5 BB in 12 games/11 starts with the DSL Giants Orange) and Arizona's Hansel Rincón, (3 BB in 15 games/11 starts with the DSL D-backs).

YEAR	TEAM	W-L	ERA	G	GS	SV	IP	H	R	ER	HR	HB	BB	SO	BB/9	SO/9	AVG
2019	DSL Royals 1	2-0	2.74	13	0	1	23.0	21	12	7	0	1	9	21	3.5	8.2	.241
2020		Did not play (no minor league season)															
2021	DSL Royals White	2-5	3.35	12	12	0	45.2	38	19	17	1	5	4	39	0.8	7.7	.218
2022	ACL Royals (R)	1-2	3.32	18	0	5	21.2	20	12	8	2	3	4	26	1.7	10.8	.222
2023	ACL Royals (R)	0-1	6.00	14	0	2	21.0	24	16	14	1	0	10	19	4.3	8.1	.282
MINOR LEAGUE TOTALS		5-8	3.72	57	12	8	111.1	103	59	46	4	9	27	105	2.2	8.5	.236

SANTOS, ENMANUEL

OF

R/R | 6-0/185

BORN 12/20/05 in San Cristóbal, D.R.

OPENING DAY AGE 18

RESIDES San Cristóbal, D.R.

ACQUIRED Signed as IFA, 1/20/23

SIGNING SCOUT Edis Perez

YEAR	TEAM	G	AB	R	H	2B	3B	HR	RBI	HB	BB	SO	SB	CS	AVG	OBP	SLG	OPS	E
2023	DSL Royals Blue	20	67	9	18	4	0	1	11	0	6	15	6	0	.269	.324	.373	.697	0
	DSL Royals Gold	18	55	8	11	4	0	1	8	1	6	16	2	0	.200	.286	.327	.613	3
MINOR LEAGUE TOTALS		38	122	17	29	8	0	2	19	1	12	31	8	0	.238	.307	.352	.659	3

SCOTT, WESLEY

RHP

R/R | 6-2/190

BORN 3/2/01 in Riverside, Calif.

OPENING DAY AGE 22

RESIDES Morristown, Tenn.

ACQUIRED 8th Round, 2022 Draft

SIGNING SCOUT Will Howard

CAREER NOTES: **2019:** Graduated from Woodcrest Christian High School (Calif.)...**2022:** Pitched in the MLB Draft League for Williamsport, recording a 4.50 ERA (3 ER in 6.0 IP) with 7 strikeouts (10.5 K/9) in 2 starts...went 9-2 with 1 save, a 3.60 ERA (30 ER in 75.0 IP) and 118 strikeouts (14.2 K/9) in 18 appearances (15 starts) as a junior at Walters State Community College (Tenn.)...**2023:** Pitched for the Brisbane Bandits of the Australian Winter League.

YEAR	TEAM	W-L	ERA	G	GS	SV	IP	H	R	ER	HR	HB	BB	SO	BB/9	SO/9	AVG
2022	ACL Royals (R)	0-0	11.57	3	0	0	2.1	1	3	3	0	3	4	4	15.4	15.4	.143
2023	Columbia (A)	2-2	4.76	24	0	2	34.0	28	20	18	0	7	29	40	7.7	10.6	.222
MINOR LEAGUE TOTALS		2-2	5.20	27	0	2	36.1	29	23	21	0	10	33	44	8.2	10.9	.218

SEARS, BEN

RHP

R/R | 6-6/210

BORN 6/15/00 in Providence, R.I.

OPENING DAY AGE 23

RESIDES Riverside, R.I.

ACQUIRED 14th Round, 2022 Draft

SIGNING SCOUT Josh Hallgren

CAREER NOTES: **2018:** Was the Gatorade Player of the Year at East Providence High School (R.I.), where he went 8-2 with a 1.07 ERA as a senior and also lettered in basketball...**2019-20:** Began his college career at The Community College of Rhode Island, where he was the team captain in 2020 and had 23 strikeouts in 11.1 innings...**2021-22:** Transferred to the University of Houston (Texas), where he led the AAC with 12 saves in 2022—3 more than any other player in the conference—after starting 13 games in 2021, which were 2nd on the team...**2023:** Ranked tied for 4th in the Royals system with 9 saves (also Steven Cruz), all of which he earned with Low-A Columbia, with whom he went 3-1 with a 3.21 ERA (22 ER in 61.2 IP) across 31 outings with 62 strikeouts and 9 walks.

YEAR	TEAM	W-L	ERA	G	GS	SV	IP	H	R	ER	HR	HB	BB	SO	BB/9	SO/9	AVG
2022	ACL Royals (R)	1-0	0.00	1	0	0	2.0	2	0	0	0	0	0	2	0.0	9.0	.250
	Columbia (A)	0-0	3.29	7	0	0	13.2	11	5	5	1	0	2	11	1.3	7.2	.224
2023	Columbia (A)	3-1	3.21	31	0	9	61.2	57	27	22	5	1	9	62	1.3	9.1	.244
	Quad Cities (A+)	0-1	10.00	5	0	0	9.0	13	10	10	2	1	4	6	4.0	6.0	.351
MINOR LEAGUE TOTALS		4-2	3.86	44	0	9	86.1	83	42	37	8	2	15	81	1.6	8.4	.253

MINOR LEAGUE PLAYER BIOS (CONT.)

SHRUM, DILLAN

IF

R/L | 6-1/210

BORN 3/4/98 in La Mesa, Calif.

OPENING DAY AGE 26

RESIDES El Cajon, Calif.

ACQUIRED Signed as MiLB FA, 7/25/21

SIGNING SCOUT Buddy Gouldsmith

CAREER NOTES: **2016:** Graduated from Granite Hills High School (Calif.), where he was named First-Team All-Grossmont Hills League in 2015 and 2016, First-Team All-CIF San Diego in 2016 and a second-team all California selection in '16...he made the San Diego all-academic team from 2014-16...as a senior had a .395 batting average with 4 home runs and 30 RBI in 60 at-bats...**2017:** Played in 39 games as a freshman at the University of Nevada-Reno, batting .317 with a .413 slugging percentage...**2018:** Started 44 games (40 at first base), leading the Wolf Pack with a .566 slugging percentage...named a Mountain West Scholar Athlete and Academic All-Mountain West...**2019:** Hit a team-high tying 10 home runs, batting .280 with a .997 fielding percentage (1 error) as a junior...**2020:** Started all 14 games at both first base and designated hitter, tallying at least 1 hit in 10 of the 14 games, before the season was cut short due to the COVID-19 pandemic...**2021:** Was named the Tony Gwynn Mountain West Player of the Year as well as a Second Team All-America selection by DIBaseball and ABCA/*Rawlings* in his final season...he hit .468 (58-for-124) with 15 doubles, 15 homers and 47 RBI in 35 games for the Wolf Pack, ranking 2nd among qualifying NCAA Division I hitters in batting average...is cousins with Trenton Brooks, an outfielder who reached Triple-A within the Athletics and Giants organizations in 2023.

YEAR	TEAM	G	AB	R	H	2B	3B	HR	RBI	HB	BB	SO	SB	CS	AVG	OBP	SLG	OPS	E
2021	ACL Royals Gold (R)	8	20	4	6	0	0	2	8	2	1	8	1	0	.300	.391	.600	.991	0
	Columbia (A)	9	31	3	6	0	0	1	2	1	3	13	0	0	.194	.286	.290	.576	1
2022	Quad Cities (A+)	97	311	44	74	22	1	16	54	17	52	129	1	0	.238	.373	.469	.842	6
2023	NW Arkansas (AA)	95	277	47	65	12	2	13	48	23	54	115	2	2	.235	.399	.433	.832	4
MINOR LEAGUE TOTALS		209	639	98	151	34	3	32	112	43	110	265	4	2	.236	.381	.449	.830	11

SILVA, GABRIEL

C

R/R | 5-10/195

BORN 12/10/03 in Bolivar, Venezuela

OPENING DAY AGE 20

RESIDES Bolivar, Venezuela

ACQUIRED Signed as IFA, 4/17/21

SIGNING SCOUTS A. Garcia/J. Gonzalez

YEAR	TEAM	G	AB	R	H	2B	3B	HR	RBI	HB	BB	SO	SB	CS	AVG	OBP	SLG	OPS	E
2021	DSL Royals White	36	93	19	18	4	0	4	18	4	22	27	1	2	.194	.370	.366	.736	0
2022	ACL Royals (R)	23	81	11	15	5	0	3	11	3	5	32	0	0	.185	.256	.358	.614	1
2023	ACL Royals (R)	34	118	18	30	8	0	4	24	4	16	50	2	2	.254	.360	.424	.784	2
MINOR LEAGUE TOTALS		93	292	48	63	17	0	11	53	11	43	109	3	4	.216	.336	.387	.723	3

SIMONELLI, ANTHONY

RHP

R/R | 6-2/200

BORN 12/23/98 in Winchester, Va.

OPENING DAY AGE 25

RESIDES Blacksburg, Va.

ACQUIRED 16th Round, 2021 Draft

SIGNING SCOUT Jim Farr

CAREER NOTES: **2017:** Graduated from Millbrook High School (Va.), where he went 8-1 with a 0.57 ERA and 71 innings in 49.0 innings during his junior season...**2018:** Attended Coastal Carolina University, where he went 3-1 with 13 strikeouts in 9 games (6 starts)...**2019:** Transferred to St. Johns River State College (Fla.) as a sophomore, where he earned NJCAA DI Pitcher of the Week honors after throwing a perfect game and a no-hitter in a span of 3 starts...**2020-21:** Spent two seasons at Virginia Tech University, going 7-3 overall with a 3.68 ERA (36 ER in 88.0 IP) over 17 starts...reported to the ACL after being selected in the 16th round of the 2021 First-Year Player Draft, where he posted a 0.93 ERA (1 ER in 9.2 IP) with 9 strikeouts before being promoted to Low-A Columbia, where he allowed 2 runs over 10.0 innings and recorded 15 strikeouts to just 3 walks.

YEAR	TEAM	W-L	ERA	G	GS	SV	IP	H	R	ER	HR	HB	BB	SO	BB/9	SO/9	AVG
2021	ACL Royals Blue (R)	0-0	0.00	1	0	0	1.2	2	3	0	0	0	0	2	0.0	10.8	.250
	ACL Royals Gold (R)	1-0	1.13	5	1	0	8.0	5	1	1	1	1	7	1.1	7.9	.179	
	Columbia (A)	0-1	1.80	4	1	0	10.0	5	2	2	0	3	15	2.7	13.5	.143	
2022	ACL Royals (R)	0-0	1.50	3	3	0	6.0	5	1	1	0	1	0	3	0.0	4.5	.250
	Quad Cities (A+)	4-0	5.21	26	2	0	67.1	81	43	39	13	5	24	69	3.2	9.2	.297
2023	Quad Cities (A+)	2-4	3.29	33	0	4	38.1	30	17	14	3	1	12	42	2.8	9.9	.213
	NW Arkansas (AA)	1-0	6.35	9	0	1	11.1	16	8	8	2	2	3	14	2.4	11.1	.333
MINOR LEAGUE TOTALS		8-5	4.10	81	7	5	142.2	144	75	65	19	10	43	152	2.7	9.6	.260

MINOR LEAGUE PLAYER BIOS (CONT.)

SISK, EVAN LHP

L/L | 6-2/195 BORN 4/23/97 in Pineville, N.C. OPENING DAY AGE 26
RESIDES Chester, S.C. **ACQUIRED** Trade w/ Twins 1/23/23

CAREER NOTES: 2016: Graduated from Lewisville High School (S.C.)...**2016-18:** Attended College of Charleston, going 16-7 with a 3.69 ERA (84 ER in 204.2 IP) with 70 walks and 162 strikeouts in 47 games (32 starts)...went 10-3 with a 2.96 ERA in 2018, ranking tied for 7th in the NCAA Division 1 in wins...he was teammates there with Minnesota's Bailey Ober in 2016-17...began professional career with rookie-level Johnson City in 2018, when he pitched to a 1.76 ERA (6 ER in 30.2 IP) with 1 HR allowed and 35 strikeouts...**2019:** With High-A Peoria, he tied for 1st on the club in games (41), which tied for 7th in Midwest League...**2021:** Split 2021 between High-A Peoria, Double-A Springfield (St. Louis) and Double-A Wichita (Minnesota), combining to go 3-1 with a 3.91 ERA (23 ER in 53.0 IP), with 35 walks and 69 strikeouts...was acquired by Minnesota via trade with St. Louis on July 30 along with RHP John Gant, in exchange for LHP J.A. Happ...also pitched in 10 games for Scottsdale in the Arizona Fall League...**2022:** Earned Minnesota MiLB.com Organization All-Star honors as a relief pitcher after posting a 1.57 ERA (11 ER in 63.0 IP) with 76 strikeouts against 29 walks across 50 appearances for Double-A Wichita (19 games) and Triple-A St. Paul (31)...he held left-handed batters to a .085 (9-for-106) average, compared to .236 (26-for-110) vs. right-handed batters...overall, opponents hit .162...began season with Double-A Wichita, starting the season with 8 straight scoreless appearances (11.1 IP)...was promoted to Triple-A St. Paul on June 13 and allowed just 4 earned runs in final 20 appearances (22.2 IP) from July 30-Sept. 27...ranked 2nd on St. Paul's staff in games (31), despite starting season at Wichita...ranked 3rd on staff with an 11.2 K/9 (min. 25.0 IP)...**2023:** Was acquired by Kansas City with RHP Steven Cruz for OF Michael A. Taylor on Jan. 23...was invited to Major League Spring Training but spent the season with Triple-A Omaha, pitching in 58 games.

YEAR	TEAM	W-L	ERA	G	GS	SV	IP	H	R	ER	HR	HB	BB	SO	BB/9	SO/9	AVG
2018	Johnson City (R)	0-0	1.76	20	1	5	30.2	23	6	6	1	12	35	3.5	10.3	.211	
2019	Peoria (A)	3-6	3.25	41	0	5	61.0	59	27	22	3	5	26	56	3.8	8.3	.260
2020	Did not play (no minor league season)																
2021	Peoria (A+)	0-0	2.84	10	0	3	12.2	13	11	4	0	2	8	18	5.7	12.8	.250
	Springfield (AA)	2-0	3.60	16	0	1	20.0	19	12	8	2	5	12	28	5.4	12.6	.244
	Wichita (AA)	1-1	4.87	13	0	0	20.1	22	14	11	2	1	15	23	6.6	10.2	.265
2022	Wichita (AA)	3-0	0.95	19	0	1	28.1	16	3	3	2	0	11	33	3.5	10.5	.160
	St. Paul (AAA)	2-1	2.08	31	0	0	34.2	19	11	8	0	4	18	43	4.7	11.2	.164
2023	Omaha (AAA)	2-4	6.34	58	3	0	61.0	68	50	43	6	4	40	62	5.9	9.2	.283
MINOR LEAGUE TOTALS		13-12	3.52	208	4	15	268.2	239	134	105	16	22	142	298	4.8	10.0	.238

SOSA, IVÁN IF

R/R | 6-2/180 BORN 9/9/04 in Santo Domingo, D.R. OPENING DAY AGE 19
RESIDES Santo Domingo, D.R. **ACQUIRED** Signed as IFA, 1/18/22 **SIGNING SCOUT** Elias Despradel

YEAR	TEAM	G	AB	R	H	2B	3B	HR	RBI	HB	BB	SO	SB	CS	AVG	OBP	SLG	OPS	E
2022	DSL Royals Glass	11	29	2	2	1	0	0	1	0	4	13	1	0	.069	.176	.103	.279	4
	DSL Royals Stewart	41	151	20	31	8	1	2	16	3	12	39	3	3	.205	.274	.311	.585	9
2023	DSL Royals Blue	12	32	2	3	1	0	1	1	0	5	17	1	1	.094	.216	.219	.435	6
	DSL Royals Gold	18	57	7	11	3	0	2	9	2	3	24	2	1	.193	.254	.351	.605	4
MINOR LEAGUE TOTALS		82	269	31	47	13	1	5	27	5	24	93	7	5	.175	.252	.286	.538	23

SOSA, YENFRI LHP

L/L | 6-0/160 BORN 12/29/03 in Santiago de los Caballeros, D.R. OPENING DAY AGE 20
RESIDES Santiago de los Caballeros, D.R. **ACQUIRED** Signed as IFA, 6/14/21 **SIGNING SCOUT** Fausto Morel

YEAR	TEAM	W-L	ERA	G	GS	SV	IP	H	R	ER	HR	HB	BB	SO	BB/9	SO/9	AVG
2021	DSL Royals Blue	2-1	2.00	4	0	0	9.0	7	3	2	0	0	2	5	2.0	5.0	.212
	DSL Royals White	0-0	2.08	2	0	0	4.1	3	1	1	0	0	4	0.0	8.3	.188	
2022	DSL Royals Stewart	0-0	3.38	1	0	0	2.2	1	1	1	0	1	3	4	10.1	13.5	.125
	DSL Royals Glass	0-0	3.98	11	0	1	20.1	23	12	9	1	0	9	23	4.0	10.2	.280
2023	DSL Royals Gold	0-0	0.00	3	0	2	4.1	2	0	0	0	0	1	7	2.1	14.5	.133
	DSL Royals Blue	3-1	0.86	12	0	2	21.0	15	5	2	0	0	10	34	4.3	14.6	.208
MINOR LEAGUE TOTALS		5-2	2.19	33	0	5	61.2	51	22	15	1	1	25	77	3.7	11.2	.226

SQUIRES, BRETT IF

L/R | 6-4/205 BORN 2/26/00 in Fort Worth, Texas OPENING DAY AGE 24
RESIDES Grapevine, Texas **ACQUIRED** Signed as MiLB FA, 7/24/22 **SIGNING SCOUT** Bobby Shore

CAREER NOTES: 2018: Graduated from Grapevine High School (Texas)...**2019-20:** Attended McLennan College (Texas), where he earned second-team North Texas Junior College Athletic Conference honors in 2019...**2021:** Transferred to the University of Oklahoma, where he earned honorable mention All-Big 12 after batting .275 (36-for-131) with 13 doubles, 6 home runs and 28 RBI...**2022:** Slashed .310/.432/.516 (39-for-126, .948 OPS) with 7 home runs and 33 RBI over 46 games before being signed by Kansas City as an undrafted free agent in July...**2023:** Spent his first professional season with Low-A Columbia and slashed .263/.381/.430 (110-for-419, .811 OPS) with 21 doubles and 15 home runs, en route to MiLB.com Organization All-Star honors as a first baseman...he ranked Top-5 in the Royals minor league system in RBI (69, 5th) and stolen bases (32, T-5th)...former Major League pitcher, Bobby Witt Sr., is his agent.

YEAR	TEAM	G	AB	R	H	2B	3B	HR	RBI	HB	BB	SO	SB	CS	AVG	OBP	SLG	OPS	E
2023	Columbia (A)	122	419	65	110	21	2	15	69	17	66	146	32	8	.263	.381	.430	.811	2

MINOR LEAGUE PLAYER BIOS (CONT.)

TAVERAS, NEFTALI

RHP

R/R | 6-1/175

BORN 7/18/04 in Samana, D.R.

OPENING DAY AGE 19

RESIDES Samana, D.R.

ACQUIRED Signed as IFA, 11/3/23

SIGNING SCOUT Roberto Aquino

YEAR TEAM	W-L	ERA	G	GS	SV	IP	H	R	ER	HR	HB	BB	SO	BB/9	SO/9	AVG
2024																

2024 will be his first year in professional ball

TOLBERT, TYLER

IF

See page 198

TORRES, ERICK

OF

R/R | 5-10/160

BORN 12/20/04 in Santiago de los Caballeros, D.R.

OPENING DAY AGE 19

RESIDES Santiago de los Caballeros, D.R.

ACQUIRED Signed as IFA, 1/18/22

SIGNING SCOUT Edis Perez

CAREER NOTES: 2022: Was named the Dominican Summer League Royals Player of the Year after he posted a slashline of .266/.365/.382 (46-for-173) with 36 runs, 7 doubles, 2 triples, 3 home runs, 16 RBI, 21 walks and 14 stolen bases in his first professional season...he spent the entire season playing for the DSL Glass squad, and he led the club with 202 plate appearances, 66 total bases and 2 triples...from June 18-July 1, Torres registered a season-high 8-game hitting streak, in which he batted .382 (14-for-34) with 1 double, 1 home run, 6 RBI, 5 walks and 2 stolen bases...he homered in his final game of the season on Aug. 23 at Cleveland Blue, a solo shot that gave the Royals the lead...**2023:** His .319 average ranked 1st among Royals farmhands and 10th among qualified hitters in the ACL.

YEAR TEAM	G	AB	R	H	2B	3B	HR	RBI	HB	BB	SO	SB	CS	AVG	OBP	SLG	OPS	E
2022 DSL Royals Glass	51	173	36	46	7	2	3	16	6	21	35	14	5	.266	.365	.382	.747	4
2023 ACL Royals (R)	36	138	29	44	5	5	0	18	2	16	20	11	4	.319	.392	.428	.820	0
MINOR LEAGUE TOTALS	87	311	65	90	12	7	3	34	8	37	55	25	9	.289	.377	.402	.779	4

TOVAR, GERMERY

LHP

L/L | 6-1/170

BORN 4/25/06 in Maturin, Venezuela

OPENING DAY AGE 17

RESIDES Maturin, Venezuela

ACQUIRED Signed as IFA, 1/18/24

SIGNING SCOUT Joelvis Gonzalez

YEAR TEAM	W-L	ERA	G	GS	SV	IP	H	R	ER	HR	HB	BB	SO	BB/9	SO/9	AVG
2024																

2024 will be his first year in professional ball

TOWN, RIVER (JOSIAH)

OF

L/R | 6-0/185

BORN 7/8/99 in Zachary, La.

OPENING DAY AGE 24

RESIDES Zachary, La.

ACQUIRED 15th Round, 2021 Draft

SIGNING SCOUT Bobby Shore

CAREER NOTES: 2018: Graduated from Zachary High School (La.), where he was a four-year letter-winner and named Class 5A First-Team All-State as a senior...**2019-20:** Spent the first two years of his collegiate career at LSU Eunice, where he hit .508 in 20 games as a sophomore for a team that was ranked No. 1 in the country before the season was canceled...made 55 starts as a freshman in 2019 and led the team with a .535 on-base percentage, and became the fourth freshman in school history to earn an ABCA/Rawlings Gold Glove Award...**2021:** Hit .326 (76-for-233) with 10 HR, 51 RBI and 20 steals in 59 games as a junior at Dallas Baptist, and appeared in 8 games for Cotuit in the Cape Cod League...reported to the ACL, where he played in 21 games.

YEAR TEAM	G	AB	R	H	2B	3B	HR	RBI	HB	BB	SO	SB	CS	AVG	OBP	SLG	OPS	E
2021 ACL Royals Blue (R)	1	3	0	0	0	0	0	0	0	0	1	0	0	.000	.000	.000	.000	0
ACL Royals Gold (R)	20	56	9	13	4	0	0	5	5	8	12	6	0	.232	.377	.304	.681	1
2022 Columbia (A)	81	282	47	70	18	3	12	45	14	52	64	18	3	.248	.386	.461	.847	11
Quad Cities (A+)	26	100	15	25	2	1	2	14	2	9	17	4	0	.250	.316	.350	.666	0
2023 ACL Royals (R)	3	8	2	1	0	0	1	2	2	3	1	1	0	.125	.462	.500	.962	0
Quad Cities (A+)	84	301	44	81	9	1	6	38	12	41	55	20	4	.269	.375	.365	.740	2
NW Arkansas (AA)	4	9	1	1	0	0	1	0	4	3	1	0		.111	.357	.111	.468	0
MINOR LEAGUE TOTALS	219	759	118	191	33	5	21	105	35	117	153	50	7	.252	.372	.391	.763	14

TRESH, LUCA

C

See page 199

UGARTE, JHONAYKER

IF

R/R | 6-2/180

BORN 3/12/07 in Valencia, Venezuela

OPENING DAY AGE 17

RESIDES Santo Domingo, D.R.

ACQUIRED Signed as IFA, 1/18/24

SIGNING SCOUTS N. Bautista/R. Aquino

YEAR TEAM	G	AB	R	H	2B	3B	HR	RBI	HB	BB	SO	SB	CS	AVG	OBP	SLG	OPS	E
2024																		

2024 will be his first year in professional ball

MINOR LEAGUE PLAYER BIOS (CONT.)

UM, HYUNGCHAN

C

R/R | 6-1/190

BORN 4/24/04 in Seoul, Korea

OPENING DAY AGE 19

RESIDES Gyeonggi, Korea.

ACQUIRED Signed as IFA, 7/4/22

SIGNING SCOUTS H. Kim/P. Dale

CAREER NOTES: 2022: Signed as an international free agent with Kansas City on July 4...earned the Best Catcher Award at the sixth annual Lee Man-soo Awards in South Korea after slashing .390/.446/.585 with 3 home runs, 30 RBI and 22 runs as a senior at Gyeonggi Commercial High School in Seoul...his father, Jong-soo Um, played one season with Atlanta's High-A affiliate in Myrtle Beach in 2001, where he was teammates with Fort Scott, Kan. native Adam LaRoche...according to the Yonhap News Agency in Korea, the Um's are the first South Korean father-son duo to sign with Major League clubs...**2023:** Played in 36 games for the Brisbane Bandits in the Australian Winter League and slashed .254/.274/.385 (33-for-130) with 4 home runs.

YEAR	TEAM	G	AB	R	H	2B	3B	HR	RBI	HB	BB	SO	SB	CS	AVG	OBP	SLG	OPS	E
2023	ACL Royals (R)	15	50	9	11	2	0	1	5	0	7	15	1	0	.220	.305	.320	.625	2

VALDEZ, LUIS

RHP

R/R | 6-0/170

BORN 10/25/04 in Nizao, D.R.

OPENING DAY AGE 19

RESIDES Nizao, D.R.

ACQUIRED Signed as IFA, 3/11/22

SIGNING SCOUT Nicolas Bautista

YEAR	TEAM	W-L	ERA	G	GS	SV	IP	H	R	ER	HR	HB	BB	SO	BB/9	SO/9	AVG
2022	DSL Royals Glass	2-1	2.77	12	1	1	26.0	15	10	8	1	1	10	22	3.5	7.6	.161
2023	DSL Royals Gold	0-0	2.00	2	2	0	9.0	5	2	2	1	0	2	9	2.0	9.0	.161
	DSL Royals Blue	1-2	3.31	10	10	0	32.2	27	16	12	1	5	7	37	1.9	10.2	.221
MINOR LEAGUE TOTALS		3-3	2.93	24	13	1	67.2	47	28	22	3	6	19	68	2.5	9.0	.191

VALDEZ, RICHY

RHP

R/R | 6-1/180

BORN 7/29/05 in Santo Domingo Este, D.R.

OPENING DAY AGE 18

RESIDES Santo Domingo Este, D.R.

ACQUIRED Signed as IFA, 2/7/22

SIGNING SCOUTS E. Despradel/F. Feliciano

YEAR	TEAM	W-L	ERA	G	GS	SV	IP	H	R	ER	HR	HB	BB	SO	BB/9	SO/9	AVG
2022	DSL Royals Stewart	0-4	8.80	12	11	0	29.2	43	39	29	1	4	25	25	7.6	7.6	.344
	DSL Royals Glass	1-0	0.00	1	0	0	2.0	0	0	0	0	0	0	0	0.0	0.0	.000
2023	ACL Royals (R)	3-1	6.92	10	2	0	26.0	33	23	20	2	5	12	31	4.2	10.7	.306
MINOR LEAGUE TOTALS		4-5	7.65	23	13	0	57.2	76	62	49	3	9	37	56	5.8	8.7	.318

VALERA, LEONEL

IF

R/R | 6-1/165

BORN 7/9/99 in Barinas, Venezuela

OPENING DAY AGE 24

RESIDES Barinas, Venezuela

ACQUIRED Signed as MILB FA, 7/17/23

CAREER NOTES: 2016-22: Spent the first six years of his professional career in the Dodgers minor league system, reaching as high as Double-A Tulsa in 2022, but was released in the 2022-23 offseason...**2023:** Signed with Washington and played in 57 games with Double-A Harrisburg before his release on July 13...signed with Kansas City on July 17 and reported to the Arizona Complex League for 6 games before being transferred to Double-A Northwest Arkansas, where he played in 25 games to finish the season...played in 23 games for the Cardenales de Lara in the Venezuelan Winter League and slashed .333/.359/.373 (25-for-75, .732 OPS).

YEAR	TEAM	G	AB	R	H	2B	3B	HR	RBI	HB	BB	SO	SB	CS	AVG	OBP	SLG	OPS	E
2016	DSL Dodgers 1	26	81	11	21	3	2	0	6	0	10	20	7	4	.259	.337	.346	.683	11
	DSL Dodgers 2	29	90	13	18	1	2	0	7	2	14	22	9	5	.200	.321	.256	.577	10
2017	DSL Dodgers 1	56	186	36	59	14	5	1	25	3	25	42	13	6	.317	.405	.462	.867	9
2018	ACL Dodgers (R)	42	147	23	43	4	2	1	13	1	16	45	13	1	.293	.364	.367	.731	10
	Ogden (R)	3	9	0	1	1	0	0	0	0	0	6	0	0	.111	.111	.222	.333	2
2019	Great Lakes (A)	122	449	78	108	15	4	5	42	5	49	137	27	6	.241	.321	.325	.646	27
2020	Did not play (no minor league season)																		
2021	Great Lakes (A+)	95	362	51	81	15	7	16	58	9	34	148	16	4	.224	.305	.436	.741	21
2022	Great Lakes (A+)	42	147	20	31	3	2	5	21	3	15	57	11	0	.211	.293	.361	.654	10
	Tulsa (AA)	88	321	61	93	12	5	13	62	4	33	119	22	1	.290	.361	.480	.841	22
2023	ACL Royals (R)	6	17	2	4	1	0	0	3	0	3	6	0	0	.235	.333	.294	.627	1
	Harrisburg (AA)	57	200	20	42	6	1	2	18	4	15	69	8	3	.210	.275	.280	.555	7
	NW Arkansas (AA)	25	86	8	19	4	3	1	10	3	6	20	1	1	.221	.292	.372	.664	3
MINOR LEAGUE TOTALS		591	2095	323	520	79	33	44	265	34	220	691	127	31	.248	.327	.380	.707	133

VALERIO, SAMUEL

RHP

R/R | 6-4/220

BORN 10/8/01 in Santo Domingo, D.R.

OPENING DAY AGE 22

RESIDES Santo Domingo, D.R.

ACQUIRED Signed as IFA, 7/6/18

SIGNING SCOUT Edis Perez

YEAR	TEAM	W-L	ERA	G	GS	SV	IP	H	R	ER	HR	HB	BB	SO	BB/9	SO/9	AVG	
2019	DSL Royals 1	3-1	4.62	11	4	0	25.1	23	19	13	1	6	13	31	4.6	11.0	.240	
2020	Did not play (no minor league season)																	
2021	ACL Royals Blue (R)	3-0	5.06	4	0	0	10.2	15	6	6	1	1	5	6	4.2	5.1	.333	
2022	ACL Royals (R)	0-2	13.50	7	0	1	7.1	10	12	11	2	1	7	13	8.6	16.0	.333	
	Columbia (A)	0-3	10.21	12	2	0	27.1	31	35	31	3	2	31	33	10.2	10.9	.272	
2023	Columbia (A)	1-5	5.35	27	3	0	35.1	26	23	21	3	3	30	53	7.6	13.5	.208	
MINOR LEAGUE TOTALS		7-11	6.96	61	9	1	106.0	105	95	82	10	13	86	136	7.3	11.6	.256	

MINOR LEAGUE PLAYER BIOS (CONT.)

VAN den BRINK, GIJS

LHP

R/L | 6-6/200

BORN 7/7/05 in Utrecht, Netherlands

OPENING DAY AGE 18

RESIDES Utrecht, Netherlands

ACQUIRED Signed as IFA, 7/30/23

SIGNING SCOUT Nick Leto

YEAR TEAM	W-L	ERA	G	GS	SV	IP	H	R	ER	HR	HB	BB	SO	BB/9	SO/9	AVG
2024																

2024 will be his first year in professional ball

VAZ, JAVIER

OF

L/R | 5-9/165

BORN 9/22/00 in Huntsville, Ala.

OPENING DAY AGE 23

RESIDES Huntsville, Ala.

ACQUIRED 15th Round, 2022 Draft

SIGNING SCOUT Will Howard

CAREER NOTES: 2018: Graduated from Huntsville High School (Ala.)...**2019-20:** Attended LSU Eunice Junior College, where his father, Roberto, is a coach...he hit .364 as a freshman and led the Bengals to a 51-8 record and a Region 23 title...**2021-22:** Transferred to Vanderbilt University (Tenn.), and hit .280 (44-for-157) in 51 games as a senior, recording a .402 on-base percentage and .893 OPS with more walks (29) than strikeouts (17)...**2023:** was the inaugural recipient of the Alex Gordon Heart & Hustle Award, which was created in 2023 and recognizes a player who best exemplifies how Gordon played the game...also earned MiLB.com Organization All-Star honors as an outfielder after splitting the season between High-A Quad Cities and Double-A Northwest Arkansas and batting .279 (124-for-445) with 32 extra-base hits, 30 steals while walking more (64) than striking out (50) across 119 games.

YEAR TEAM	G	AB	R	H	2B	3B	HR	RBI	HB	BB	SO	SB	CS	AVG	OBP	SLG	OPS	E
2022 ACL Royals (R)	2	8	2	2	1	0	0	0	1	1	3	1	0	.250	.400	.375	.775	0
Columbia (A)	27	100	14	26	6	1	1	12	1	20	14	4	3	.260	.388	.370	.758	1
2023 Quad Cities (A+)	86	333	49	90	14	4	6	39	3	49	32	26	2	.270	.367	.390	.757	5
NW Arkansas (AA)	33	112	17	34	4	2	2	12	1	15	18	4	1	.304	.391	.429	.820	2
MINOR LEAGUE TOTALS	148	553	82	152	25	7	9	63	6	85	67	35	6	.275	.376	.394	.770	8

VÁZQUEZ, DANIEL

IF

R/R | 6-2/170

BORN 12/15/03 in Villa Mella, D.R.

OPENING DAY AGE 20

RESIDES Villa Mella, D.R.

ACQUIRED Signed as IFA, 1/18/21

SIGNING SCOUT Edis Perez

CAREER NOTES: 2023: Was the recipient of the Frank White Award, which recognizes the organization's top defensive player...he spent the entire season with Low-A Columbia, where he appeared in 108 games (107 starts) at shortstop for the Fireflies, and he posted a .963 fielding percentage across 916.0 innings, making just 15 errors and assisting in 43 double plays...he was one of just seven players to qualify at shortstop in Low-A, and he led them all in chances (408), putouts (146) and assists (247)...he also stole 32 bases, tying Brett Squires for the 5th-most stolen bases by a Royals minor leaguer.

YEAR TEAM	G	AB	R	H	2B	3B	HR	RBI	HB	BB	SO	SB	CS	AVG	OBP	SLG	OPS	E
2021 DSL Royals Blue	32	102	17	19	3	1	1	10	0	14	31	4	0	.186	.280	.265	.545	8
2022 Columbia (A)	77	293	25	57	10	0	0	31	0	28	86	10	5	.195	.262	.229	.491	23
2023 Columbia (A)	113	400	57	89	15	1	3	43	3	62	107	32	10	.223	.330	.288	.618	15
MINOR LEAGUE TOTALS	222	795	99	165	28	2	4	84	3	104	224	46	15	.208	.299	.263	.562	46

VELIZ, MAURICIO

RHP

R/R | 6-2/170

BORN 7/17/02 in Guayana, Venezuela

OPENING DAY AGE 21

RESIDES Bolivar, Venezuela

ACQUIRED Signed as IFA, 7/10/19

SIGNING SCOUTS E. Fuentes/J. Gonzalez

CAREER NOTES: 2022: Was crowned ACL Royals Pitcher of the Year after posting a 2.36 ERA (12 ER in 45.2 IP) with 37 strikeouts to 12 walks in 13 games (5 starts)...among qualifying pitchers, his opponents' average of .193 (32-for-166) and his 0.96 WHIP led the ACL, while his ERA ranked 2nd...he was named the ACL Royals Pitcher of the Month in July after pitching to a 1.37 ERA (3 ER in 19.2 IP) in 5 games (1 start), and he backed that up with a 2.08 ERA (3 ER in 13.0 IP) in 4 games (3 starts) in August, completing his season with a 1.65 ERA (6 ER in 32.2 IP) over the final two months...his 2.36 ERA ranked 2nd among Royals farmhands.

YEAR TEAM	W-L	ERA	G	GS	SV	IP	H	R	ER	HR	HB	BB	SO	BB/9	SO/9	AVG
2020																
2021 DSL Royals Blue	0-2	8.82	6	6	0	16.1	21	17	16	1	2	10	16	5.5	8.8	.304
DSL Royals White	1-1	4.08	6	5	0	17.2	18	9	8	3	3	1	12	0.5	6.1	.254
2022 ACL Royals (R)	2-3	2.36	13	5	1	45.2	32	19	12	4	3	12	37	2.4	7.3	.193
2023 Columbia (A)	5-6	4.76	22	20	0	98.1	107	63	52	10	6	38	68	3.5	6.2	.273
MINOR LEAGUE TOTALS	8-12	4.45	47	36	1	178.0	178	108	88	18	14	61	133	3.1	6.7	.255

MINOR LEAGUE PLAYER BIOS (CONT.)

WALLACE, CAYDEN

IF

R/R | 6-1/205

BORN 8/7/01 in Little Rock, Ark.

OPENING DAY AGE 22

RESIDES Greenbrier, Ark.

ACQUIRED 2nd Round, 2022 Draft

SIGNING SCOUT Matt Price

CAREER NOTES: 2020: Graduated from Greenbrier High School (Ark.), where he was named 2020 Gatorade Arkansas Player of the Year and was a 2019 Perfect Game All-American...**2021:** Attended the University of Arkansas, where he tied the school freshman record of 14 home runs, a mark held by two previous 1st-round picks in Zack Cox (2010) and Heston Kjerstad (2020)...**2022:** He was a starter for the Arkansas team that reached the College World Series semifinals in 2022 and hit .298 (82-for-275) with 16 HR and 60 RBI in 67 games as a sophomore, while leading the team in runs (62), doubles (20), RBI, stolen bases (12) and slugging (.553)... reported to the Arizona Complex League for 3 games before being promoted to Class-A Columbia, where he batted .294 (32-for-109) with 12 extra-base hits and 16 RBI in 27 games...**2023:** Spent the majority of the season in High-A Quad Cities and slashed .261/.341/.431 (98-for-376, .772 OPS) before being promoted to Double-A Northwest Arkansas, where he drove in 20 runs over 33 games...his combined 84 RBI ranked 2nd among Royals farmhands...his older brother, Paxton, signed a minor league contract with Kansas City on Dec. 19, 2022.

YEAR	TEAM	G	AB	R	H	2B	3B	HR	RBI	HB	BB	SO	SB	CS	AVG	OBP	SLG	OPS	E
2022	ACL Royals (R)	3	7	3	2	1	0	0	1	0	3	1	0	0	.286	.500	.429	.929	1
	Columbia (A)	27	109	15	32	7	3	2	16	1	12	22	8	1	.294	.369	.468	.837	3
2023	Quad Cities (A+)	97	376	56	98	22	6	10	64	6	42	94	15	6	.261	.341	.431	.772	11
	NW Arkansas (AA)	33	127	19	30	5	1	3	20	0	12	23	3	0	.236	.300	.362	.662	5
MINOR LEAGUE TOTALS		160	619	93	162	35	10	15	101	7	69	140	26	7	.262	.340	.423	.763	20

WALLACE, CHASE

RHP

R/R | 6-2/195

BORN 11/13/98 in Carrollton, Ga.

OPENING DAY AGE 25

RESIDES Sevierville, Tenn.

ACQUIRED Signed as MiLB FA, 6/23/20

SIGNING SCOUT William Howard

CAREER NOTES: 2017: Graduated from Sevier County High School (Tenn.), where he led his team to its first ever state tournament appearance as a junior...named *Rawlings/Perfect Game* Honorable Mention All-American as a senior...**2019:** Missed most of his sophomore season at the University of Tennessee due to injury, but posted a 2.74 ERA (7 ER in 23.0 IP) in 14 relief outings in the Cape Cod League...**2023:** Split the season between Low-A Columbia and High-A Quad Cities, combining to go 3-1 with a 3.18 ERA (14 ER in 39.2 IP) with 42 strikeouts (9.5 K/9) and just 12 walks (2.7 BB/9).

YEAR	TEAM	W-L	ERA	G	GS	SV	IP	H	R	ER	HR	HB	BB	SO	BB/9	SO/9	AVG	
2020	Did not play (no minor league season)																	
2021	Columbia (A)	3-4	5.28	25	0	1	46.0	52	33	27	3	6	24	41	4.7	8.0	.280	
2022	Columbia (A)	0-0	3.00	4	0	0	6.0	6	4	2	0	0	5	4	7.5	6.0	.250	
	Quad Cities (A+)	3-1	7.34	22	0	0	34.1	43	30	28	7	6	23	23	6.0	6.0	.305	
2023	Columbia (A)	3-1	3.52	21	0	1	30.2	30	15	12	1	5	9	35	2.6	10.3	.254	
	Quad Cities (A+)	0-0	2.00	6	0	0	9.0	8	3	2	1	0	3	7	3.0	7.0	.242	
MINOR LEAGUE TOTALS		9-6	5.07	78	0	2	126.0	139	85	71	12	17	64	110	4.6	7.9	.277	

WALLACE, JACOB

RHP

R/R | 6-1/195

BORN 8/13/98 in Lawrence, Mass.

OPENING DAY AGE 24

RESIDES Methuen, Mass.

ACQUIRED Trade w/ Red Sox, 12/16/22

CAREER NOTES: 2016: Graduated from Methuen High School (Mass.)...**2017-19:** Pitched for the University of Connecticut for three seasons, posting a 2.77 ERA (30 ER in 97.1 IP), including a 0.64 ERA (3 ER, 42.0 IP) with 16 saves as a junior...named co-recipient of the Cape Cod Baseball League's John Claffey New England Top Prospect Award and was named a CCBL All-Star while pitching for Bourne in 2018...selected in the 3rd round of the 2019 Draft by the Colorado Rockies, and reported to Low-A Boise, where he notched 12 saves in 22 appearance during his first professional season, en route to being named a Northwest League mid-season All-Star and *Baseball America* Short-Season All-Star...**2020:** Acquired by the Boston Red Sox on Sept. 18 as the Player to be Named Later for the trade that sent OF Kevin Pillar to Boston on Aug. 31...**2021:** Spent the entire season with High-A Greenville, making a team-high 39 appearances...recorded a 14.1 K/9 (76 K, 48.2 IP)...**2022:** Pitched in 47 games for Double-A Portland, where he went 8-2 with 76 strikeouts and a 3.81 ERA (24 ER in 56.2 IP)...was acquired by Kansas City on Dec. 16 in exchange for RHP Wyatt Mills...**2023:** Pitched in 6 games for Surprise in the Arizona Fall League and struck out 9 batters across 6.0 frames.

YEAR	TEAM	W-L	ERA	G	GS	SV	IP	H	R	ER	HR	HB	BB	SO	BB/9	SO/9	AVG	
2019	Boise (A)	0-0	1.29	22	0	12	21.0	9	3	3	1	1	9	29	3.9	12.4	.129	
2020	Did not play (no minor league season)																	
2021	Greenville (A)	3-3	5.92	39	0	4	48.2	41	33	32	5	9	25	76	4.6	14.1	.223	
2022	Portland (AA)	8-2	3.81	47	0	1	56.2	35	27	24	7	3	49	76	7.8	12.1	.178	
2023	NW Arkansas (AA)	1-5	4.20	49	0	5	49.1	46	34	23	1	5	40	57	7.3	10.4	.241	
MINOR LEAGUE TOTALS		12-10	4.20	157	0	22	175.2	131	97	82	14	18	123	238	6.3	12.2	.204	

MINOR LEAGUE PLAYER BIOS (CONT.)

WALLACE, PAXTON

IF

R/R | 6-1/215

BORN 1/6/99 in Little Rock, Ark.

OPENING DAY AGE 25

RESIDES Greenbrier, Ark.

ACQUIRED Signed as MiLB FA, 12/19/22

CAREER NOTES: 2018-21: Attended Wichita State University (Kan.), where he played in 138 games and hit 21 home runs across three seasons...was signed as an undrafted free agent by the Los Angeles Angels on July 17, 2021 and reported to Low-A Inland Empire, where he slashed .280/.400/.480 (21-for-75) with 4 home runs in 23 games...**2022:** Was injured to begin the season and released by the Angels on May 19...played for the Joliet Slammers in the Frontier League, hitting .343 (23-for-67) with 4 home runs in 18 games...signed with Kansas City as a Minor League Free Agent on Dec. 19...his younger brother, Cayden, was selected by Kansas City in the 2nd round of the 2022 Draft.

YEAR	TEAM	G	AB	R	H	2B	3B	HR	RBI	HB	BB	SO	SB	CS	AVG	OBP	SLG	OPS	E
2021	Inland Empire (A)	23	75	9	21	1	1	4	16	1	14	17	1	1	.280	.400	.480	.880	1
2022																			
Did not play affiliated ball																			
2023	Quad Cities (A+)	42	139	9	27	8	1	0	6	2	13	40	1	3	.194	.273	.266	.539	2
	Omaha (AAA)	4	12	2	6	1	0	0	1	0	1	5	1	0	.500	.538	.583	1.121	0
MINOR LEAGUE TOTALS		69	226	20	54	10	2	4	23	3	28	62	3	4	.239	.331	.354	.685	3

WAY, BECK

RHP

See page 200

WERESKI, BEN

LHP

L/L | 6-2/215

BORN 6/22/98 in Orchard Park, N.Y.

OPENING DAY AGE 25

RESIDES Orchard Park, N.Y.

ACQUIRED Signed as MiLB FA, 4/11/22

CAREER NOTES: 2016: Graduated from Orchard Park High School (N.Y.), where he was second team all-state, first team All-Western New York and first team all-section as a senior...**2017-20:** Attended Columbia University (N.Y.), where he earned Honorable Mention All-Ivy League honors as a junior in 2019 after going 4-3 with a 4.18 ERA in 51.2 innings...graduated with a psychology degree in 2020...**2021:** After missing his senior season due to the COVID-19 pandemic, transferred to Rutgers University (N.J.), where he led the Big Ten with a 0.99 WHIP and a 1.3 BB/9, spinning 8 quality starts in his 13 games...pitched for the Lincoln Saltdogs in the American Association, going 3-3 with a 4.54 ERA (21 ER in 41.2 IP) with 34 strikeouts in 9 starts...**2022:** Signed as a minor league free agent with Kansas City and spent his first professional season with Low-A Columbia, where he went 4-6 with a 4.42 ERA (28 ER in 57.0 IP) with 62 strikeouts to just 16 walks.

YEAR	TEAM	W-L	ERA	G	GS	SV	IP	H	R	ER	HR	HB	BB	SO	BB/9	SO/9	AVG
2022	Columbia (A)	4-6	4.42	26	0	2	57.0	55	36	28	9	5	16	62	2.5	9.8	.250
2023	ACL Royals (R)	1-0	0.00	2	1	0	2.1	3	0	0	0	0	2	2	7.7	7.7	.300
	Quad Cities (A+)	3-2	4.05	18	0	0	20.0	25	10	9	3	0	7	35	3.2	15.8	.294
MINOR LEAGUE TOTALS		8-8	4.20	46	1	2	79.1	83	46	37	12	5	25	99	2.8	11.2	.263

WERNER, TREVOR

IF

R/R | 6-4/220

BORN 9/3/00 in Tomball, Texas

OPENING DAY AGE 23

RESIDES Spring, Texas

ACQUIRED 7th Round, 2023 Draft

SIGNING SCOUT Josh Hallgren

CAREER NOTES: 2019: Graduated from Klein HS (Texas), when he was named Texas Sports Writers Association Class 6A All-State Honorable Mention as a senior...**2020-23:** Attended Texas A&M University and was named Preseason All-SEC Second Team in 2023, when he recorded 14 homers and 52 RBI in 57 games, including a 3-homer game vs. Alabama...hit .343/.368/.571 (12-for-35) with 6 extra-base hits, 7 runs, 11 RBI and 2 stolen bases in 10 games with Brewster in the 2023 Cape Cod League...**2023:** Reported to the Arizona Complex League for 4 games before being promoted to Low-A Columbia, where he slashed .354/.459/.699 (40-for-113, 1.158 OPS) across 31 games...he was named Carolina Player of the Week in back-to-back weeks from Aug. 21-27 and Aug. 28-Sept. 3 and hit .478 (11-for-23) and .429 (9-for-21) respectively...following his Aug. 1 promotion, he led the Carolina League in slugging (.699), OPS (1.158), runs (32) and extra-base hits (21)...he earned Carolina League Player of the Month honors for September as he slashed .417/.523/.806 (15-for-36) with 3 home runs and 14 RBI.

YEAR	TEAM	G	AB	R	H	2B	3B	HR	RBI	HB	BB	SO	SB	CS	AVG	OBP	SLG	OPS	E
2023	ACL Royals (R)	4	15	4	5	1	1	1	4	0	1	6	2	0	.333	.375	.733	1.108	0
	Quad Cities (A+)	31	113	32	40	11	2	8	36	1	21	31	8	4	.354	.459	.699	1.158	8
MINOR LEAGUE TOTALS		35	128	36	45	12	3	9	40	1	22	37	10	4	.352	.450	.703	1.153	8

WIDENER, JACOB

LHP

R/L | 6-7/230

BORN 6/15/01 in New Bern, N.C.

OPENING DAY AGE 22

RESIDES Raleigh, N.C.

ACQUIRED 9th Round, 2023 Draft

SIGNING SCOUT Bobby Shore

CAREER NOTES: 2020: He began his collegiate career at Palomar College in 2020, where he went 2-2 with a 4.73 ERA, and transferred to Oral Roberts in 2021...**2023:** Recorded a 2.90 ERA (16 ER in 49.2 IP) in 30 appearances (2 starts) and 80 strikeouts (14.5 K/9) with Oral Roberts...was set to play for Chatham in the 2023 Cape Cod League, but Oral Roberts' run in the College World Series prevented him from doing so.

YEAR	TEAM	W-L	ERA	G	GS	SV	IP	H	R	ER	HR	HB	BB	SO	BB/9	SO/9	AVG
2023	ACL Royals (R)	0-0	7.36	3	0	1	3.2	5	3	3	0	0	0	3	0.0	7.4	.294
	Columbia (A)	0-0	10.38	4	0	0	4.1	4	5	5	2	6	2	8	4.2	16.6	.235
MINOR LEAGUE TOTALS		0-0	9.00	7	0	1	8.0	9	8	8	2	6	2	11	2.3	12.4	.265

MINOR LEAGUE PLAYER BIOS (CONT.)

WILLIAMS, HENRY

RHP

R/R | 6-5/228

BORN 9/18/01 in Greenwich, Conn.

OPENING DAY AGE 22

RESIDES Darien, Conn.

ACQUIRED Trade w/ Padres, 8/1/23

CAREER NOTES: 2019: Graduated from Darien HS (Conn.) where he was captain of the baseball team and lettered in four seasons in basketball...**2020-22:** Attended Duke University (N.C.) where he pitched just one full season (2021) due to the COVID-19 pandemic shortening his freshman campaign and injury derailing his 2022 season...was selected in the 3rd round of the 2022 Draft by San Diego but did not pitch due to injury...**2023:** Began the season with Low-A Lake Elsinore, where he made 12 starts before being acquired by Kansas City on Aug. 1 with RHP Jesús Ríos for RHP Scott Barlow...he reported to Low-A Columbia and made 5 starts before the end of the year, registering 23 strikeouts in 24.0 innings.

YEAR	TEAM	W-L	ERA	G	GS	SV	IP	H	R	ER	HR	HB	BB	SO	BB/9	SO/9	AVG	
2022		Did not play (injured)																
2023	Lake Elsinore (A)	1-5	5.74	12	12	0	42.1	39	31	27	6	4	21	40	4.5	8.5	.250	
	Columbia (A)	2-1	3.38	5	5	0	24.0	18	10	9	3	1	13	23	4.9	8.6	.209	
MINOR LEAGUE TOTALS		3-6	4.88	17	17	0	66.1	57	41	36	9	5	34	63	4.6	8.6	.236	

WILLIS, MARLIN

LHP

L/L | 6-4/195

BORN 6/5/98 in Powder Springs, Ga.

OPENING DAY AGE 25

RESIDES Decatur, Ga.

ACQUIRED 18th Round, 2017 Draft

SIGNING SCOUT Nick Hamilton

CAREER NOTES: 2017: Graduated from McEachern High School (Ga.)...named *Rawlings* Perfect Game Honorable Mention All-American as a senior...attended the Dream Series in Tempe, Ariz., a program designed to benefit minority high school players around the country...committed to Georgia State before signing with Kansas City...**2022:** Was featured in an article by *The Athletic's* Alec Lewis that highlighted a friendship and between him and veteran pitcher Amir Garrett...enters the 2024 season as the longest tenured Royals minor leaguer.

YEAR	TEAM	W-L	ERA	G	GS	SV	IP	H	R	ER	HR	HB	BB	SO	BB/9	SO/9	AVG	
2017	Surprise (R)	1-1	3.80	8	3	0	21.1	22	12	9	0	1	5	13	2.1	5.5	.259	
2018	Burlington (R)	3-5	8.38	11	3	0	38.2	49	40	36	5	10	34	32	7.9	7.5	.310	
2019	Idaho Falls (R)	1-0	0.00	1	0	0	2.0	0	0	0	0	0	0	0	0.0	0.0	.000	
	Burlington (R)	2-1	2.83	11	5	0	47.2	35	17	15	4	4	28	49	5.3	9.3	.207	
2020		Did not play (no minor league season)																
2021	ACL Royals Gold (R)	0-0	0.00	1	0	0	1.0	1	0	0	0	0	2	0	0.0	18.0	.250	
	ACL Royals Blue (R)	0-0	12.27	2	0	0	3.2	8	6	5	0	1	1	3	2.5	7.4	.471	
	Columbia (A)	0-1	5.70	23	0	1	36.1	28	27	23	1	6	38	57	9.4	14.1	.209	
2022	Columbia (A)	3-1	4.93	27	0	0	42.0	37	28	23	3	8	39	63	8.4	13.5	.234	
2023	Quad Cities (A+)	0-0	7.84	29	0	0	31.0	16	29	27	0	8	44	47	12.8	13.7	.154	
MINOR LEAGUE TOTALS		10-9	5.55	113	11	1	223.2	196	159	138	13	38	189	266	7.6	10.7	.235	

WILSON, PEYTON

IF

S/R | 5-10/175

BORN 11/1/99 in Hoover, Ala.

OPENING DAY AGE 24

RESIDES Hoover, Ala.

ACQUIRED Comp. Round B, 2021 Draft

SIGNING SCOUT Cody Clark

CAREER NOTES: 2019: Graduated from Hoover High School (Ala.), where he was a two-sport athlete as a catcher in baseball and played football his first three years...**2020:** Hit .333 (10-for-30) in 12 games at the University of Alabama before the season finished early due to the COVID-19 pandemic...**2021:** Started in all 58 games as a sophomore and hit .290 (72-for-248) with 23 extra-base hits (9 HR), 10 stolen bases and an .812 OPS...led Alabama as a sophomore in runs (46), stolen bases (10), hits (72) and doubles (13) and 5 of his 9 home runs were leadoff shots...was selected in the Competitive Balance Round (B) of the First-Year Player Draft, and he reported to the Arizona Complex League, where he played in 12 games before being promoted to Low-A Columbia, where he batted .231 (9-for-39) in 11 games...**2022:** Earned MiLB.com Organization All-Star honors at second base after playing in 88 games for High-A Quad Cities and slashing .268/.359/.456 (91-for-340, .815 OPS) with 33 extra-base hits, 44 RBI and 23 stolen bases...his brother, John Parker, played quarterback at Alabama and his other brother, Ross, was a 10th-round pick by the White Sox in 2010...**2023:** Appeared in 128 games for Double-A Northwest Arkansas and collected 33 doubles, 5 triples and 6 home runs while batting .286 (140-for-489), the 5th-highest average among Royals farmhands...also played in 21 games for Surprise in the Arizona Fall League, slashing .272/.390/.432 (22-for-81, .822 OPS) with 5 doubles, 1 triple and 2 home runs with 13 RBI, earning a nod to the Fall Stars Game and going 1-for-2 with a double in the 9th inning of the American League's 6-3 win.

YEAR	TEAM	G	AB	R	H	2B	3B	HR	RBI	HB	BB	SO	SB	CS	AVG	OBP	SLG	OPS	E
2021	ACL Royals Blue (R)	1	3	0	0	0	0	0	0	1	1	0	0	0	.000	.250	.000	.250	0
	ACL Royals White (R)	11	32	7	7	3	1	7	3	5	10	2	2	2	.219	.366	.469	.835	3
	Columbia (A)	11	39	6	9	3	1	0	2	4	10	5	0	0	.231	.326	.359	.685	2
2022	Quad Cities (A+)	88	340	60	91	16	3	14	44	8	41	97	23	2	.268	.359	.456	.815	8
2023	NW Arkansas (AA)	128	489	70	140	33	5	6	65	10	55	101	19	7	.286	.366	.411	.777	16
MINOR LEAGUE TOTALS		239	903	143	247	55	10	21	117	23	106	219	49	11	.274	.361	.426	.787	29

MINOR LEAGUE PLAYER BIOS (CONT.)

WOLTERS, BLAKE

RHP

R/R | 6-4/210

BORN 10/25/04 in Urbana, Ill.

OPENING DAY AGE 19

RESIDES Mahomet, Ill.

ACQUIRED 2nd Round, 2023 Draft

SIGNING SCOUT Scott Melvin

CAREER NOTES: 2023: Graduated from Mahomet-Seymour HS (Ill.), where as a senior he led the team to a 32-5 record and the Class 3A sectional semifinals, while batting .440 with 9 HR at the plate...was named Gatorade Illinois State Player of the Year as a senior, when he recorded a 0.43 ERA in 49.0 innings with 106 strikeouts and 13 hits allowed...was a *Rawlings/Perfect Game* Preseason Second Team All-American, a First Team All-State honoree and the News-Gazette Player of the Year.

YEAR TEAM	W-L	ERA	G	GS	SV	IP	H	R	ER	HR	HB	BB	SO	BB/9	SO/9	AVG
2023																Did not play

WOODS, JORDAN

LHP

L/L | 6-3/180

BORN 11/13/03 in Oakville, Ontario, Canada

OPENING DAY AGE 20

RESIDES Oakville, Ontario, Canada

ACQUIRED Signed as MiLB FA, 7/24/22

SIGNING SCOUT Adam Stern

CAREER NOTES: 2021: Played for the 18U Canadian National Team...2022: Signed with Kansas City on July 24...had been committed to East Tennessee State University prior to signing.

YEAR TEAM	W-L	ERA	G	GS	SV	IP	H	R	ER	HR	HB	BB	SO	BB/9	SO/9	AVG
2022																Did not play (injured)
2023																Did not play (injured)

WYATT, HIRO

RHP

R/R | 6-1/190

BORN 8/25/04 in New York City, N.Y.

OPENING DAY AGE 19

RESIDES Paradise Valley, Ariz.

ACQUIRED 3rd Round, 2023 Draft

SIGNING SCOUT Joe Barbera

CAREER NOTES: 2023: Attended Staples HS (Conn.), which is about 70 miles southwest of Manchester, Conn., where 2021 1st rounder Frank Mozzicato went to school...as a senior, Wyatt went 8-0 with a 0.51 ERA and 107 strikeouts in 54.2 innings, including a 42.1-inning scoreless streak to end the regular season...led Staples HS to the 2023 CIAC Class LL championship and was named CHSCA Player of the Year, after setting school records for strikeouts per 9.0 innings (17.6), single-game strikeouts (18), single-season strikeouts (107) and a school-record 42.1-inning scoreless streak...threw a no-hitter with a school-record 18 strikeouts on May 11, 2023 and was committed to play college baseball at the Univ. of Southern California...named 2023 Gatorade Connecticut Player of the Year and in addition to pitching, he hit .367 at the plate with 6 doubles, 3 home runs and 17 RBI.

YEAR TEAM	W-L	ERA	G	GS	SV	IP	H	R	ER	HR	HB	BB	SO	BB/9	SO/9	AVG
2023																Did not play

ZOBAC, STEVEN

RHP

R/R | 6-2/200

BORN 10/14/00 in San Jose, Calif.

OPENING DAY AGE 23

RESIDES San Jose, Calif.

ACQUIRED 4th Round, 2022 Draft

SIGNING SCOUT Buddy Gouldsmith

CAREER NOTES: 2019: Graduated from Valley Christian High School (Calif.), where he earned CCS Player of the Year and WCAL Player of the Year, *Rawlings* All-American honors and was a part of three CCS championship teams...**2020-21:** Attended the University of California, where he was a two-way player and combined for 19 pitching appearances while also playing regularly on offense as an outfielder...played for the 2021 National Baseball Congress World Series Champion Santa Barbara Foresters, who won the title game in Wichita, Kan...**2022:** Went 4-4 with a 4.09 ERA (28 ER in 61.2 IP) and 72 strikeouts (10.5 K/9) in 20 appearances (10 starts) during his junior season at Cal...**2023:** Finished his first professional season with a 3.47 ERA (35 ER in 90.2 IP) across 22 games (18 starts) with 98 strikeouts (9.7 K/9) to just 24 walks (2.4 BB/9)...won the Carolina League Pitcher of the Month award for April after he allowed just 1 hit and 1 walk with 18 strikeouts across 8.0 innings in 3 games...his twin sister, Kacey, played softball at Cal and led the team with 12 doubles in 2022 while serving as the team's primary catcher.

YEAR TEAM	W-L	ERA	G	GS	SV	IP	H	R	ER	HR	HB	BB	SO	BB/9	SO/9	AVG	
2022																Did not play	
2023	Columbia (A)	1-2	2.09	14	10	0	51.2	43	15	12	2	1	12	61	2.1	10.6	.225
	Quad Cities (A+)	1-4	5.31	8	8	0	39.0	44	26	23	3	1	12	37	2.8	8.5	.280
MINOR LEAGUE TOTALS		2-6	3.47	22	18	0	90.2	87	41	35	5	2	24	98	2.4	9.7	.250

ZUE, JHOSMUEL

C

R/R | 5-11/146

BORN 2/5/04 in Anzoategui, Venezuela

OPENING DAY AGE 20

RESIDES Anzoategui, Venezuela

ACQUIRED Signed as IFA, 5/10/23

SIGNING SCOUT Joelvis Gonzalez

CAREER NOTES: 2023: Led the Dominican Summer League Royals Gold in home runs (6) and RBI (26) as a first-year pro.

YEAR TEAM	G	AB	R	H	2B	3B	HR	RBI	HB	BB	SO	SB	CS	AVG	OBP	SLG	OPS	E
2023	DSL Royals Gold	40	134	23	33	3	6	26	4	23	49	8	2	.246	.368	.485	.853	9



MEDIA & MISCELLANEOUS

- 412 Media Relations Staff
- 414 Media Information & Guidelines
- 416 Broadcast Team History
- 418 Broadcast Team
- 422 Spring Training



MEDIA RELATIONS STAFF



SHARITA HUTTON

SR. DIRECTOR, COMMUNICATIONS STRATEGIST

Sharita Hutton is in her third season with the Royals serving as Senior Director, Communications Strategist. In her role, Hutton covers business communications for the team, working closely with the partnership, community and ticketing groups within the organization. In addition to writing press releases, Hutton manages media interviews throughout the year.

Before joining the Royals, Hutton worked in communications for the Kansas City, Kansas Public Schools and H&R Block. She spent much of her career working on-air at both local and national television networks. Hutton is a TCU graduate, who serves on the board for an organization called Fore the Kids, which strives to make an impact on the mental health of children ranging from toddlers to teens in the Kansas City area. She also does volunteer work for Bra Couture KC. She resides in Overland Park, Kan. with her two children Grayson and Corrine.



NICK KAPPEL

DIRECTOR, MEDIA RELATIONS

Nick Kappel is in his ninth season with the Royals and third as the Director of Media Relations. He previously served as the Manager of Communications & Broadcasting from 2020-21 and as the Coordinator of Communications & Broadcasting from 2016-19.

In his current role, Kappel assists in baseball communications and leads the day-to-day baseball information efforts, producing daily game notes and press releases. He also serves as the primary editor of team publications, including the media guide and yearbook. During the 2022 American League Championship Series, he produced game notes and assisted Major League Baseball's PR efforts. In 2017, he was a contributing editor/writer for the book, "Kansas City Royals 50 Years: A Golden History," and following the 2016 season, he helped launch the Royal Rundown blog.

Before joining the Royals, Kappel was a Communications Intern with the Tampa Bay Rays in 2015 and with the Miami Marlins in 2014. Prior to that, he served as the Press Box Assistant with the Jupiter Hammerheads of the Florida State League in 2013, and interned with Perfect Game USA from 2012-13. He graduated from the University of Iowa in 2012 with a degree in journalism. Kappel also attended Iowa State University and Kirkwood Community College. A native of Waterloo, Iowa, Nick resides in Kansas City, Mo., with his wife, Caitlin and their miniature schnauzer, Wilbur.

ROBERT O. FISHEL AWARD WINNERS

YEAR	PLAYER	TEAM	YEAR	PLAYER	TEAM
1981	Robert O. Fishel	AL	2003	Rick Vaughn	Devil Rays
1982	Robert W. Brown	Orioles	2004	Jeff Idelson	Hall of Fame
1983	Larry Shenk	Phillies	2005	Randy Adamack	Mariners
1984	Arthur "Red" Patterson	Angels	2006	Rob Butcher	Reds
1985	Jim Ferguson	Reds	2007	Rich Levin	MLB
1986	Fred Claire	Dodgers	2008	Scott Reifert	White Sox
1987	Jim Toomey	Cardinals	2009	Patrick Courtney	MLB
1988	Tom Mee	Twins	2010	Jay Alves	Rockies
1989	Donald Davidson	Astros	2011	Jim Trdinich	Pirates
1990	Ned Colletti	Cubs	2012	Staci Slaughter	Giants
1991	Phyllis K. Merhige	AL	2013	Tim Hevly	Mariners
1992	Richard Griffin	Expos	2014	Jason Zillo	Yankees
1993	John Blake	Rangers	2015	Brian Bartow	Cardinals
1994	Kate Feeney	NL	2016	Bart Swain	Indians
1995	Howard Starkman	Blue Jays	2017	Gene Dias	Astros
1996	Bill Guilfoile	MLB	2018	Josh Rawitch	Diamondbacks
1997	Dick Bresciani	Red Sox	2019	Tyler Barnes	Brewers
1998	Jay Horowitz	Mets	2020	Dustin Morse	Twins
1999	Bob DiBiasio	Indians	2021	Mike Teevan	MLB
2000	Tim Mead	Angels	2022	Kevin Gregg	Phillies
2001	Rob Matwick	Astros	2023	Rich Rice	Rangers
2002	Mike Swanson	Diamondbacks			

MEDIA RELATIONS STAFF (CONT.)



IAN KRAFT

ASSISTANT DIRECTOR, MEDIA RELATIONS

Ian Kraft is in his fourth season as a full-time member of the Royals organization, and third as the Assistant Director of Media Relations. He interned with the Royals media relations department in 2018 and rejoined the club as the Coordinator of Media Relations in 2021. In his current role, “Krafty” assists with daily game notes, publications, press releases and other Royals content, and occasionally assists with Spanish translation. Kraft began his career in professional baseball in 2017 as the Publications Intern with the Arizona Diamondbacks, and transitioned into media relations in 2018, when he first joined the Royals. He joined the Minnesota Twins in 2019 as a Communications Intern, before working for the Mariners as a Baseball Information Coordinator in 2020. His older brother, Justin, works for the Oakland Athletics as the Sr. Manager of Ballpark Entertainment.

Kraft graduated from McClintock High School in Tempe, Ariz., in 2012 and from Arizona State University in 2018 with a pair of bachelor’s degrees: one in print journalism and one in Spanish linguistics. He played baseball at Lewis and Clark College in Portland, Ore. in 2013, posting a .300 OBP (2-for-9, BB) and a 0.00 ERA on the mound (0.1 career IP). A native of Sedona, Ariz., Kraft and his wife, Rachel, live in Overland Park, Kan. with their basenji, Piper.



LOGAN JONES

MANAGER, MEDIA RELATIONS

Logan Jones is in her fourth season with the Royals and third as the Manager of Media Relations, after serving as a Media Relations Trainee in 2021. In her current role, Jones is the main point person on media credentialing and assists with daily game notes, press releases and team publications. Before joining the Royals, she was a Public Relations Intern with the Baltimore Orioles in 2020 and a Communications Intern with the Tampa Bay Rays in 2019. Prior to that, she was a Social Media Intern with Perfect Game USA in 2018 and a Media Relations Intern with the Triple-A Louisville Bats in 2017. Jones graduated in 2018 from Florida State University with a bachelor’s degree in marketing. A native of Sarasota, Fla., she now lives in Lenexa, Kan. with her cat, Keith Hernandez.

JOE MCGUFF PRESS BOX

Joe McGuff joined *The Kansas City Star* in 1948, became sports editor in 1966 and was named editor of the *Star* in 1986, a role he held until he retired in 1992.

After the Kansas City Athletics relocated to Oakland, McGuff played a major role in bringing a new franchise—the Royals—to Kansas City in 1969. He was President of the Baseball Writers’ Association of America, was named outstanding sportswriter in Missouri six times and is a member of the Missouri Sports Hall of Fame.

McGuff was named to the writer’s wing of the National Baseball Hall of Fame in 1984, receiving the **J.G. Taylor Spink Award**.

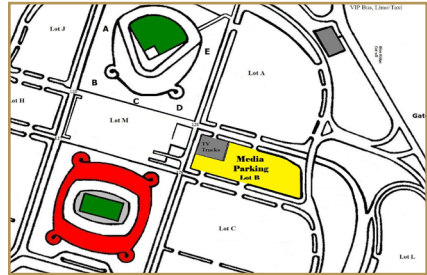
McGuff was diagnosed with **Lou Gehrig’s** disease in 1999 and passed away in 2006. Later that year, the Royals named the Kauffman Stadium press box in his honor.



MEDIA INFORMATION & GUIDELINES

ROYALS MEDIA RELATIONS STAFF

Sam Mellinger	VP, Communications & Broadcasting sam.mellinger@royals.com
Sharita Hutton	Sr. Director, Communications Specialist sharita.hutton@royals.com
Nick Kappel	Director, Media Relations nick.kappel@royals.com
Ian Kraft	Asst. Director, Media Relations ian.kraft@royals.com
Logan Jones	Manager, Media Relations logan.jones@royals.com



Contact the Royals Media Relations Department for any information and questions (interviews, photos, statistical or credential requests, news releases, etc.). It is our privilege to be of assistance to our local, national and international media.

To request daily credentials please visit the MLB credentialing website, credentials.mlb.com. If you have any questions, contact **Logan Jones** (logan.jones@royals.com). Credential applications must be submitted at least 24 hours in advance of the requested date. Credential requests will be answered as time permits. Each person must pick up their own credential—which will be available on the day requested, four hours prior to first pitch—at the right-most ticket window at the **Gate D** (southeast) entrance of Kauffman Stadium. Media must enter the stadium through Gate D.

Media will park in Lot B by the truck compound in the southeast area of the parking lot. No parking pass is required to access Lot B, just media identification. Active BBWAA cards, MLB official credentials, Royals credentials and affiliate credentials will grant access to the lot.

The **press box** is located on Level 6 at Kauffman Stadium and will be available for members of the working media on assignment only.

There will be a full menu of food available adjacent to the writing press box from Aramark. Service begins approximately two hours before first pitch. There will be a \$14.50 charge for press dining during the meal service.

Wireless internet access is available in the press box free of charge. Please contact a Royals Media Relations member if you are having trouble connecting. Use the login information below to access the internet:

SSID name: MLB-Press
Password: Horn3Run!

The **broadcast booths** are located on Level 4 at Kauffman Stadium. Radio and television broadcasts will initiate from this level.

Bally Sports is the exclusive rightsholder for Royals baseball. Media is prohibited from obtaining video content inside Kauffman Stadium beginning 30 minutes prior to first pitch, until 30 minutes after the conclusion of the game.

All **television live shots** must take place from outside the ballpark.

Both the **Royals and Visitor's clubhouses** are located on Level 1 of Kauffman Stadium, just off the elevator. The clubhouse will be open before and after games. Exact pregame clubhouse times and manager availabilities will be posted daily on monitors located in the elevator lobbies on Levels 4 and 6.

Specific interview requests can be arranged through the Royals Media Relations Department. These player requests must be made at least 24 hours in advance to the Royals Media Relations Department.

Upon completion of every game, Royals Manager **Matt Quatraro** will be available approximately 10 minutes after the last out is recorded. Once his session is completed, the Royals will provide that game's starting pitcher and at least one player who impacted the game.

MLB dress guidelines were created in 2012, and media is expected to comply with these policies.

The Royals **2024 Pronunciation Guide** is available at <https://www.mlb.com/royals/team/pronunciation> or can be accessed by scanning the following QR code:



KANSAS CITY BBWAA MEMBERS

ACTIVE MEMBERS (14)

NAME	AFFILIATION	SINCE
Joe Posnanski	At-Large	1994
Jeff Passan	ESPN	2004
Jeff Rosen	Kansas City Star	2011
Dave Skretta	Associated Press	2011
Pete Grathoff	Kansas City Star	2013
Vahe Gregorian	Kansas City Star	2014
Blair Kerkhoff	Kansas City Star	2014
Jeff Zimmerman	FanGraphs	2016
Craig Brown	Baseball Prospectus	2019
Dan Hirsch	Sports Reference	2021
Anne Rogers	MLB.com	2021
Sam McDowell	Kansas City Star	2021
Scott Chasen	Kansas City Star	2022
Jaylon Thompson	Kansas City Star	2023

HONORARY LIFETIME MEMBERS (9)

NAME	AFFILIATION
Bill Althaus	Independence Examiner
Alan Eskew	Topeka Capital-Journal
Mike Fannin	Kansas City Star
Jeffrey Flanagan	MLB.com
Alan Hoskins	Kansas City Kansan
Holly Lawton	Kansas City Star
Dick Kaegel	Kansas City Star
Rick Plumlee	Wichita Eagle
Doug Tucker	Associated Press



Bally Sports Kansas City is entering its 17th season as the exclusive television home of Kansas City Royals baseball. Bally Sports Kansas City will provide fans expansive coverage of the Royals, televising all 162 regular-season games and 7 Spring Training games in 2024.

Ryan Lefebvre and **Jake Eisenberg** will provide the play-by-play call on the telecasts, with former big leaguer **Rex Hudler** as the primary analyst. Former Royals pitcher **Jeremy Guthrie** and Royals Hall of Famer **Mike Sweeney** will serve as analyst on select games.

ROYALS ON BALLY SPORTS

NAME	ROLE
Ryan Lefebvre	Announcer
Jake Eisenberg	Announcer
Rex Hudler	Announcer
Mike Sweeney	Announcer
Jeremy Guthrie	Announcer
Joel Goldberg	Royals Live Host
Jeff Montgomery	Royals Live Analyst
Jack Donovan	GM/Sr. Vice President
Larry Mago	Executive Producer
Gavin Bodell	Coordinating Producer
Suzanne Held	Sr. Production Manager
Kevin Cedergren	Producer
John Harvey	Pre/Postgame Producer
Steve Kurtenbach	Director
Sam Abramson	Assoc. Producer
Al Broughton	Assoc. Producer

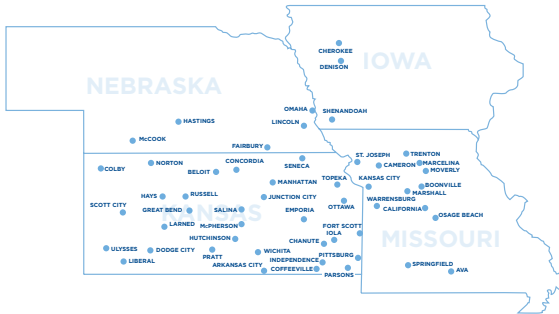
Every game on Bally Sports Kansas City will be surrounded by a pregame and postgame show, Royals Live, hosted by **Joel Goldberg** with analysis from Royals Hall of Fame pitcher **Jeff Montgomery**. Bally Sports Kansas City will also provide extensive coverage of the Royals on BallySports.com, the Bally Sports app and its social media pages. Games will also be streamed live on the Bally Sports app and BallySports.com. Fans can stream the games by signing in with their pay-TV provider login and password, or by subscribing to Bally Sports+, the stand-alone streaming service that gives fans direct access to Royals games.

In addition to being the home of Royals baseball, Bally Sports Kansas City also airs St. Louis Blues hockey, Oklahoma City Thunder basketball and Missouri Valley Conference basketball. The network carries more than 300 live events of local interest each year.

ROYALS RADIO NETWORK


The Royals Radio Network, one of the largest in Major League Baseball, will broadcast all of the Kansas City Royals regular season games in 2024. The network will also broadcast select Spring Training games. All regular season games will be heard on the Royals Kansas City affiliate, 610 Sports Radio-KCSP. The Royals and 610 Sports Radio extended their agreement in 2020, with the deal running through 2024.

The Royals Radio Network is made up of 50 affiliate stations throughout the Midwest in four states. Royals Hall of Famer and 2007 **Ford C. Frick** Award winner, **Denny Matthews**, will be behind the microphone for his 56th season. Veteran announcer **Steve Stewart** is back for his 17th season with the club, and **Jake Eisenberg** joined the Royals Radio Network in 2023. **Ryan Lefebvre** will also broadcast games on the Royals Radio Network when he is not on Bally Sports Kansas City.



- | | | |
|---------------------------------|------------------------------------|------------------------------------|
| AVA, MISSOURI • KKOZ-AM/FM | HASTINGS, NEBRASKA • KXPN-AM | OSAGE BEACH, MISSOURI • KRMS-AM/FM |
| ARKANSAS CITY, KS • KSKK-AM/FM | HAYS, KANSAS • KAYS-AM | OTTAWA, KANSAS • KOFO-AM/FM |
| BELOIT, KANSAS • KVSF-AM | HUTCHINSON, KANSAS • KWBW-AM/FM | PARSONS, KS • KLCF-FM |
| BOONVILLE, MISSOURI • KWRT-AM | INDEPENDENCE, KANSAS • KIND-AM/FM | PITTSBURG, KANSAS • KKOW-AM/FM |
| CALIFORNIA, MISSOURI • KRLL-AM | IOLA, KANSAS • KIQL-AM/FM | PRATT, KANSAS • KM99-AM |
| CAMERON, MISSOURI • KKWY-FM | JUNCTION CITY, KANSAS • KJCK-AM/FM | RUSSELL, KANSAS • KRSL-AM/FM |
| CHANUTE, KANSAS • KKQY-FM | KANSAS CITY, MISSOURI • KCSP-AM | SALINA, KANSAS • KSLA-AM |
| CHEROKEE, IOWA • KCHE-AM | LARNED, KANSAS • KLQR-AM | SENECA, KANSAS • KMZA-FM |
| COFFEYVILLE, KANSAS • KGGF-AM | LIBERAL, KANSAS • KSCB-AM | SHENANDOAH, IOWA • KMA-AM |
| COLBY, KANSAS • KXXX-AM | LINCOLN, NEBRASKA • KNKC-FM | SPRINGFIELD, MISSOURI • KICK-FM |
| CONCORDIA, KANSAS • KNKC-AM/FM | MANHATTAN, KANSAS • KM4N-AM/FM | ST. JOSEPH, MISSOURI • KFEG-AM |
| DENISON, IOWA • KD5N-AM | MARCELINE, MISSOURI • KDWD-FM | TOPEKA, KANSAS • WIBW-AM |
| DODGE CITY, KANSAS • KGNO-AM | MARSHALL, MISSOURI • KMMO-AM/FM | TRENTON, MISSOURI • KTTN-AM/FM |
| EMPORIA, KANSAS • KVQE-AM/FM | MCCOOK, NEBRASKA • KBRL-AM | ULYSSES, KANSAS • KULY-AM/FM |
| FAIRBURY, NEBRASKA • KGMT-AM | MCPHERSON, KANSAS • KMCP-FM | WARRENSBURG, MISSOURI • KOKO-AM |
| FORT SCOTT, KANSAS • KOMB-FM | NORTON, KANSAS • KQNK-AM/FM | WICHITA, KANSAS • KPFI-AM/FM |
| GREAT BEND, KANSAS • KVBG-AM/FM | OMAHA, NEBRASKA • KQZN-AM | |

BROADCAST TEAM HISTORY



Denny Matthews and the late **Buddy Blattner** formed the Royals first radio broadcast team in 1969.

YEAR	RADIO	TV
1969	Buddy Blattner Denny Matthews	Buddy Blattner Denny Matthews
1970	Buddy Blattner Denny Matthews	Buddy Blattner Denny Matthews
1971	Buddy Blattner Denny Matthews	Buddy Blattner Denny Matthews
1972	Buddy Blattner Denny Matthews	Buddy Blattner Denny Matthews
1973	Buddy Blattner Denny Matthews	Buddy Blattner Denny Matthews
1974	Buddy Blattner Denny Matthews Fred White	Buddy Blattner Denny Matthews Fred White
1975	Buddy Blattner Denny Matthews Fred White	Buddy Blattner Denny Matthews Fred White Gene Osborn
1976	Denny Matthews Fred White	Denny Matthews Fred White Dick Carlson
1977	Denny Matthews Fred White	Denny Matthews Fred White
1978	Denny Matthews Fred White	Denny Matthews Fred White Steve Shannon
1979	Denny Matthews Fred White	Steve Shannon Dave Nelson
1980	Denny Matthews Fred White	Al Wisk Denny Trease
1981	Denny Matthews Fred White	Al Wisk Denny Trease
1982	Denny Matthews Fred White	Al Wisk Denny Trease
1983	Denny Matthews Fred White	Denny Matthews Fred White Denny Trease
1984	Denny Matthews Fred White	Denny Matthews Fred White Denny Trease
1985	Denny Matthews Fred White	Denny Matthews Fred White Denny Trease
1986	Denny Matthews Fred White	Denny Matthews Fred White Denny Trease
1987	Denny Matthews Fred White	Denny Matthews Fred White Denny Trease
1988	Denny Matthews Fred White	Denny Trease Paul Splittorff
1989	Denny Matthews Fred White	Denny Trease Paul Splittorff
1990	Denny Matthews Fred White	Denny Trease Paul Splittorff
1991	Denny Matthews Fred White	Denny Trease Paul Splittorff
1992	Denny Matthews Fred White	Denny Trease Paul Splittorff

YEAR	RADIO	TV
1993	Denny Matthews Fred White	Dave Armstrong Paul Splittorff
1994	Denny Matthews Fred White	Dave Armstrong Paul Splittorff
1995	Denny Matthews Fred White	Dave Armstrong Paul Splittorff
1996	Denny Matthews Fred White John Wathan Paul Splittorff	Steve Busby Paul Splittorff
1997	Denny Matthews Fred White John Wathan Paul Splittorff	Bob Davis Paul Splittorff
1998	Denny Matthews Fred White	Bob Davis Paul Splittorff
1999	Denny Matthews Ryan Lefebvre	Bob Davis Paul Splittorff
2000	Denny Matthews Ryan Lefebvre	Bob Davis Paul Splittorff
2001	Denny Matthews Ryan Lefebvre	Bob Davis Paul Splittorff
2002	Denny Matthews Ryan Lefebvre	Bob Davis Paul Splittorff
2003	Denny Matthews Ryan Lefebvre	Bob Davis Paul Splittorff
2004	Denny Matthews Ryan Lefebvre	Bob Davis Paul Splittorff Ryan Lefebvre
2005	Denny Matthews Ryan Lefebvre	Bob Davis Paul Splittorff Ryan Lefebvre
2006	Denny Matthews Ryan Lefebvre	Bob Davis Paul Splittorff Ryan Lefebvre
2007	Denny Matthews Ryan Lefebvre	Bob Davis Paul Splittorff Ryan Lefebvre
2008	Denny Matthews Bob Davis Steve Stewart Ryan Lefebvre	Ryan Lefebvre Paul Splittorff Frank White Joel Goldberg



Denny Matthews has called Royals games since the club's inception in 1969. Now in his 56th season behind the mic, his tenure with one team is the 3rd longest in Major League history. Matthews was elected to the Royals Hall of Fame in 2004 and was honored with the 2007 Ford C. Frick Award during the Hall of Fame Induction Ceremonies in Cooperstown in 2007.

BROADCAST TEAM HISTORY (CONT.)

YEAR	RADIO	TV
2009	Denny Matthews	Ryan Lefebvre
	Bob Davis	Paul Splittorff
	Steve Stewart	Frank White
	Ryan Lefebvre	Joel Goldberg
2010	Denny Matthews	Ryan Lefebvre
	Bob Davis	Paul Splittorff
	Steve Stewart	Frank White
	Ryan Lefebvre	Joel Goldberg
2011	Denny Matthews	Ryan Lefebvre
	Bob Davis	Paul Splittorff
	Steve Stewart	Frank White
	Ryan Lefebvre	Joel Goldberg Jeff Montgomery
2012	Denny Matthews	Ryan Lefebvre
	Bob Davis	Steve Physioc
	Steve Physioc	Rex Hudler
	Steve Stewart	Joel Goldberg Jeff Montgomery
2013	Denny Matthews	Ryan Lefebvre
	Steve Physioc	Steve Physioc
	Steve Stewart	Rex Hudler
	Ryan Lefebvre	Joel Goldberg Jeff Montgomery
2014	Denny Matthews	Ryan Lefebvre
	Ryan Lefebvre	Steve Physioc
	Steve Physioc	Rex Hudler
	Steve Stewart	Joel Goldberg Jeff Montgomery
2015	Denny Matthews	Ryan Lefebvre
	Ryan Lefebvre	Steve Physioc
	Steve Physioc	Rex Hudler
	Steve Stewart	Joel Goldberg Jeff Montgomery
2016	Denny Matthews	Ryan Lefebvre
	Ryan Lefebvre	Steve Physioc
	Steve Physioc	Rex Hudler
	Steve Stewart	Joel Goldberg Jeff Montgomery
2017	Denny Matthews	Ryan Lefebvre
	Ryan Lefebvre	Steve Physioc
	Steve Physioc	Rex Hudler
	Steve Stewart	Joel Goldberg Jeff Montgomery
2018	Denny Matthews	Ryan Lefebvre
	Ryan Lefebvre	Steve Physioc
	Steve Physioc	Rex Hudler
	Steve Stewart	Joel Goldberg Jeff Montgomery



Jake Eisenberg, Jeff Montgomery, Joel Goldberg and Rex Hudler and Ryan Lefebvre (pictured left to right) call Royals games on Bally Sports Kansas City. Aside from Eisenberg, who joined the booth in 2023, this group has been together since 2012.

YEAR	RADIO	TV
2019	Denny Matthews	Ryan Lefebvre
	Ryan Lefebvre	Steve Physioc
	Steve Physioc	Rex Hudler
	Steve Stewart	Joel Goldberg Jeff Montgomery
2020	Denny Matthews	Ryan Lefebvre
	Ryan Lefebvre	Steve Physioc
	Steve Physioc	Rex Hudler
	Steve Stewart	Joel Goldberg Jeff Montgomery
2021	Denny Matthews	Ryan Lefebvre
	Ryan Lefebvre	Steve Physioc
	Steve Physioc	Rex Hudler
	Steve Stewart	Joel Goldberg Jeff Montgomery
2022	Denny Matthews	Ryan Lefebvre
	Ryan Lefebvre	Steve Physioc
	Steve Physioc	Rex Hudler
	Steve Stewart	Joel Goldberg Jeff Montgomery
2023	Denny Matthews	Ryan Lefebvre
	Ryan Lefebvre	Jake Eisenberg
	Jake Eisenberg	Rex Hudler
	Steve Stewart	Joel Goldberg Jeff Montgomery Jeremy Guthrie Mike Sweeney

KAUFFMAN STADIUM PREGAME SCHEDULE

	VISITOR EARLY WORK	ROYALS EARLY WORK	ROYALS BP	VISITOR BP	GROUND'S CREW
7:10 GAME	2:00-3:00 p.m.	3:45-4:25 p.m.	4:30-5:25 p.m.	5:30-6:25 p.m.	6:30-6:55 p.m.
6:40 GAME	1:30-2:30 p.m.	3:15-3:55 p.m.	4:00-4:55 p.m.	5:00-5:55 p.m.	6:00-6:25 p.m.
6:10 GAME	1:00-2:00 p.m.	2:45-3:25 p.m.	3:30-4:25 p.m.	4:30-5:25 p.m.	5:30-5:55 p.m.
3:10 GAME	10:00-11:00 a.m.	11:45 a.m.-12:25 p.m.	12:30-1:25 p.m.	1:30-2:25 p.m.	2:30-2:55 p.m.
1:10 GAME	8:00-9:00 a.m.	9:45-10:25 a.m.	10:30-11:25 a.m.	11:30 a.m.-12:25 p.m.	12:30-12:55 p.m.

BROADCAST TEAM



DENNY MATTHEWS

ANNOUNCER

Denny Matthews is in his 56th season behind the microphone, calling Royals games since the club's inception in 1969. He's one of four announcers in Major League history to broadcast for the same team for 50-plus seasons, along with **Vin Scully** (Brooklyn/Los Angeles Dodgers, 67 seasons), **Jaime Jarrin** (Los Angeles Dodgers, 62 seasons) and **Bob Uecker** (Milwaukee Brewers, entering his 54th season). This is Matthews' seventh decade of broadcasting the Royals, with only Jarrin's eight decades (1959-2022), being a longer run with one team.

The 2007 **Ford C. Frick** Award winner was honored during the Hall of Fame Induction Ceremonies in Cooperstown on July 29, 2007. He also became a member of the Royals Hall of Fame in 2004.

Matthews has seen more Royals games than anyone else during his time with Kansas City. He was chosen from more than 300 applicants for the No. 2 announcer position alongside the late **Buddy Blattner** prior to the Royals initial season in 1969, before taking over the No. 1 job following the 1975 season. He teamed with **Fred White** on the Royals Radio Network from 1974-98 before **Ryan Lefebvre** joined him in the booth in 1999 through 2007. Over the last 16 seasons, **Steve Stewart** has served as Denny's partner, along with **Bob Davis** (2008-12), **Steve Physioc** (2012-22) and **Jake Eisenberg**, who he welcomed to the booth last year.

The veteran broadcaster has lent his play-by-play skills to the CBS Radio Network during portions of the regular season and during the 1982 and 1985 World Series. He worked with Hall of Famer **Ernie Harwell**, calling the CBS broadcast of the 1982 ALCS between the California Angels and Milwaukee Brewers.

Matthews is active in the Kansas City community and dedicates his time and resources to several area charities, including the SAFE program, a charity that supports families of fallen police officers, firefighters and emergency workers, as well as Operation Lifesaver, a railroad crossing safety and awareness program. He is also the author of the two books: the 2004, "Tales from the Royals Dugout," and the 2009 "Hi, Anybody," and is co-author of the 1999 book "Play by Play-25 Years of Royals on Radio." He's also a 2005 inductee into the Missouri Sports Hall of Fame. In 2017, he lent his writing talents to the book, "Kansas City Royals 50 Years: A Golden History."

Matthews graduated from Central Catholic High School in Bloomington, Ill., and was inducted into the school's Hall of Fame in August 2001. He is a 1966 graduate of Illinois Wesleyan where he lettered in football and baseball for three years and finished eighth in the nation (NAIA) in pass receiving in 1965, despite not playing football in high school. In 2016, he received a "Distinguished Alumnus" honor from IWU.

Prior to joining the Royals, Matthews worked for WMBD-TV and radio and KMOX-TV. His brother, Mike, is the radio analyst for Illinois State University basketball. Matthews, an avid collector of sports publications, enjoys playing golf and hockey. He resides in Leawood, Kan.

FORD C. FRICK AWARD WINNERS

YEAR	BROADCASTER	YEAR	BROADCASTER
1978	Mel Allen, Red Barber	2001	Felo Ramirez
1979	Bob Elson	2002	Harry Kalas
1980	Russ Hodges	2003	Bob Uecker
1981	Ernie Harwell	2004	Lon Simmons
1982	Vin Scully	2005	Jerry Coleman
1983	Jack Brickhouse	2006	Gene Elston
1984	Curt Gowdy	2007	Denny Matthews
1985	Buck Canel	2008	Dave Niehaus
1986	Bob Prince	2009	Tony Kubek
1987	Jack Buck	2010	Jon Miller
1988	Lindsey Nelson	2011	Dave Van Horne
1989	Harry Caray	2012	Tim McCarver
1990	By Saam	2013	Tom Cheek
1991	Joe Garagiola	2014	Eric Nadel
1992	Milo Hamilton	2015	Dick Enberg
1993	Chuck Thompson	2016	Graham McNamee
1994	Bob Murphy	2017	Bill King
1995	Bob Wolff	2018	Bob Costas
1996	Herb Carneal	2019	Al Helfer
1997	Jimmy Dudley	2020	Ken Harrelson
1998	Jaime Jarrin	2021	Al Michaels
1999	Arch McDonald	2022	Jack Graney
2000	Marty Brennaman	2023	Pat Hughes



BROADCAST TEAM (CONT.)



STEVE STEWART

ANNOUNCER

Royals Radio play-by-play broadcaster **Steve Stewart** is in his 17th season with the Royals, his 25th in the Major Leagues and his 33rd in baseball. Prior to coming to Kansas City, Stewart spent four years with the Cincinnati Reds, three of them on WLW radio and one on television with Fox Sports Ohio.

From 2000-2003, he worked in Baltimore for WBAL radio and television as a sports anchor/reporter and talk show host. One of his roles in Baltimore each year included filling in on Orioles radio, handling play-by-play duties. During the 2002 season he also broadcast several St. Louis Cardinals games on KMOX.

Stewart broadcast Triple-A baseball for the Calgary Cannons and the Richmond Braves, as well as college baseball at the University of South Carolina, where he was also part of the football and basketball broadcasts. His college play-by-play experience includes football at Maryland and Cincinnati as well as basketball broadcasts at Maryland, Cincinnati, Xavier, South Carolina and Richmond. He also spent seven years in local TV news and sports.

Stewart is a native of St. Louis and a graduate of Southern Methodist University. He lives in Overland Park, Kan. His son John is a graduate of the University of Kansas and in 2022 received his master's in accounting at UMKC. He now works in accounting for Mariner Wealth Advisors.



JAKE EISENBERG

ANNOUNCER

Jake Eisenberg enters his second season as a member of the Royals broadcast team. He will primarily be heard on the Royals Radio Network with Hall of Famer **Denny Matthews** and **Steve Stewart** and will also deliver play-by-play for select games on Bally Sports Kansas City when **Ryan Lefebvre** broadcasts select games on the radio.

Eisenberg, 29, was previously the play-by-play broadcaster for the Omaha Storm Chasers, Kansas City's Triple-A affiliate, from 2020-22. He made his Major League debut in 2022 with the New York Mets, serving as a fill-in play-by-play broadcaster

on WCBS 880 for 41 games.

Eisenberg also broadcast two Royals games during the 2022 season alongside Royals Hall of Famer **Mike Sweeney**, including May 3 vs. St. Louis, which featured **Bobby Witt Jr.'s** first career home run and **MJ Melendez's** Major League debut. Eisenberg subsequently worked his first season with the Royals in 2023 at 28 years old as the youngest full-time play-by-play broadcaster in Major League Baseball.

Prior to joining the Royals, Eisenberg spent five seasons broadcasting Minor League Baseball, including stops with Triple-A Omaha (Royals), Double-A Richmond (Giants) in 2019, High-A Winston-Salem (White Sox) in 2018, and Short-Season Brooklyn (Mets) in 2017. He was also part of the radio broadcast team for the Eastern League All-Star Game in 2019.

A Port Washington, N.Y. native, Eisenberg began his broadcasting career at the University of Maryland, where he called a variety of events for the Big Ten Network+, the Maryland Baseball Network, and WMUC Sports before graduating in May of 2017. His broadcast experience also includes one season as a broadcaster for the Chatham Anglers of the Cape Cod Baseball League in 2016.

Jake and his wife, Jen, live in Kansas City, Mo.



ERIC GUTHRIE

RADIO PRODUCER/ENGINEER

Eric Guthrie is in his fifth year as the Producer/Engineer for the Royals Radio Network, after joining the team in 2020. In his role, Guthrie produces all regular season and Spring Training radio broadcasts, which includes setup and maintenance of broadcast equipment, establishing network uplink, ensuring broadcast quality, and managing asset fulfillment. He previously served as a Production Coordinator with Learfield in Jefferson City, Mo. He has held a multitude of radio broadcasting positions from production to engineering, as well as various on-air and voice-over roles for the past 19 years. Guthrie received his Bachelor of Arts degree in business administration from

Columbia College in Columbia, Mo., while minoring in computer information systems. A native of St. Louis, Guthrie and his wife, Sarah, reside in Grain Valley, with their dog, Blue.

BROADCAST TEAM (CONT.)



RYAN LEFEBVRE

ANNOUNCER

Ryan Lefebvre is in his 26th season as a Royals broadcaster on Bally Sports Kansas City and the Royals Radio Network and his 30th season on a Major League broadcast. Lefebvre won his second Mid-America Emmy Award in 2018, after also earning the honor in 2016.

Before joining the Royals prior to the 1999 season, Lefebvre spent four seasons as a broadcaster for the Minnesota Twins on WCCO Radio, WCCO TV and Midwest Sports Channel. He was hired full-time at the age of 24, one year after graduating from the University of Minnesota. He also broadcast Gophers football, hockey and volleyball for WCCO and MSC.

The Los Angeles native graduated from Loyola High School in 1989 and began his broadcasting career as a freshman at the University of Minnesota at KUOM radio. As a Gopher baseball player, Lefebvre was a First Team All-Big Ten selection in 1993 and established then-school records for hits, triples, at-bats and runs. He was selected in the 27th round of the 1993 First-Year Player Draft by Cleveland.

He is the son of former big league player and Manager, **Jim Lefebvre**. Actively involved in a number of Kansas City community activities, Lefebvre is the founder of Gloves for Kids, which has raised money for youth programs in Kansas and Missouri since 2001. In 2011, Lefebvre was the recipient of the **John J. "Buck" O'Neil** MVP Award for his commitment to youth in Kansas City. He was also named the 2006 Boys & Girls Clubs of Greater Kansas City Role Model of the Year, while in 2008 the Staples store in Zona Rosa (Kansas City) was dedicated in his honor for his "Philanthropic Spirit."

In 2015, Lefebvre was named the recipient of the Olathe NAACP Diversity in Sports Award. He was also named one of the "25 Most Influential People" in the state of Kansas in 2014. In 2008, Lefebvre co-authored a book with **Jeffrey Flanagan** about his struggles with depression, titled: "The Shame of Me: One Man's Journey to Depression and Back".

Ryan and his wife, Sarah, reside in Greenwood, Mo., with their sons, Micah, Evan and Lucas, and daughter, Callie. Sarah, a Registered Nurse, has traveled with various organizations to Mexico, Thailand, India, Kenya, Haiti and Guatemala to provide aid and medical services.



REX HUDLER

ANNOUNCER

Rex Hudler is in his 13th season with the Royals broadcast team as an analyst on Bally Sports Kansas City. Hudler worked in the same capacity alongside former Royals announcer, **Steve Physioc**, broadcasting the Los Angeles Angels for 11 seasons from 1999-2009.

A veteran with more than 40 years of baseball experience, including 21 as a player with the New York Yankees, Baltimore Orioles, Montreal Expos, St. Louis Cardinals, California Angels, Philadelphia Phillies and the Tokyo Yakult Swallows, Hudler quickly became a fan favorite at all of his stops. Over 1,083 career big league games, Hudler, nicknamed "Wonder Dog," was a .261 career hitter with 56 home runs and 169 RBI.

Born in Tempe, Ariz., and a 1978 graduate of Bullard High School in Fresno, Calif., Hudler was a 1999 inductee into the Fresno Sports Hall of Fame. He excelled in all sports in high school, receiving 25 football scholarship offers before signing a letter of intent to play at Notre Dame. He chose baseball after being selected as the 18th overall pick by the Yankees in 1978.

Hudler is an award-winning broadcaster who began his announcing career as a special consultant for "Good Morning America" during the 1997 playoffs and 1998 Super Bowl. He is a four-time winner (2003, 2005, 2007, 2009) of the Television Color Analyst of the Year by the Southern California Sports Broadcasters. Hudler won an Emmy in 2004 for "Angels in the Infield" and has loaned his voice to several baseball video games.

He is an active motivational speaker and he and his wife, Jennifer, founded "Team Up for Down Syndrome." The Hudlers have been awarded several honors for their community service. Rex and Jennifer have four children: Alyssa, Cade, William and David.



BROADCAST TEAM (CONT.)



JOEL GOLDBERG

ANNOUNCER

Joel Goldberg is in his 17th season as part of the Royals broadcast team, serving as the host of the “Royals Live” pregame and postgame shows. Goldberg also provides reports from various locations in the stadium throughout Bally Sports Kansas City’s game coverage.

He also hosts a podcast, “Rounding the Bases,” and does various corporate speaking engagements throughout the country on team building and culture.

Following the 2020 season, Goldberg authored a book “Small Ball Big Results,” about the small things that add up to the big wins in baseball, business and life.

In 2018, Goldberg traveled with a group of Royals alumni to the Middle East to visit American troops serving overseas, hosting Fox Sports Kansas City’s “This One’s For You” broadcast.

Goldberg came to Kansas City and FSKC’s Royals broadcast team after three years covering the St. Louis Cardinals, Blues, Rams and other sports for FOX Sports Midwest in St. Louis. He started at FSN Midwest in January 2005 after more than six years as a reporter and anchor at KTVI, the FOX broadcasting affiliate in St. Louis.

Goldberg won a Mid-America Emmy for sports reporting in 2001. He also worked as a reporter for the NBC affiliates in Rhinelander, Wisc. and Madison, Wisc. from 1994-98.

Goldberg, who was born in Philadelphia before moving to the Chicago area prior to high school, is a graduate of the University of Wisconsin. His wife, Susan, is a native of Overland Park, Kan. The couple has a son, Mason, and a daughter, Elliana.



JEFF MONTGOMERY

ANNOUNCER

Royals Hall of Fame pitcher **Jeff Montgomery** is in his 15th season contributing to Royals broadcasts on Bally Sports Kansas City, serving as a co-host on “Royals Live” pregame and postgame shows. Monty also offers analysis in the broadcast booth during select games on Bally Sports.

He spent 12 of his 13 big league seasons with the Royals and is the club’s all-time saves leader with 304. The three-time All-Star (1992, 1993, 1996) was the Rolands American League Reliever of the Year in 1993, finishing tied for the league lead with 45 saves, which matched a club record at that time. He also holds the club record for career appearances (686) and ranked 9th on Major League Baseball’s all-time saves list at the time of his retirement.

Montgomery has served as the Vice President of Union Broadcasting, Inc. in Kansas City since 1999, and also contributes to MLB Network shows and broadcasts.

He and his wife, Tina, have two daughters, Ashleigh and Kathryn, and two sons, Connor and Spencer.



JEREMY GUTHRIE

ANNOUNCER

Jeremy Guthrie enters his second season as a color analyst for select Royals broadcasts on Bally Sports Kansas City and the Royals Radio Network. During the 2023 season, Guthrie also made appearances on the Bally pre- and postgame shows and served as a guest during TV broadcasts for a few innings of select games.

A veteran of 13 Major League seasons, Guthrie spent time with Cleveland (2004-06), Baltimore (2007-11), Colorado (2012), Kansas City (2012-15) and Washington (2017).

From Aug. 8, 2012-May 9, 2013, Guthrie established a Royals record, recording 18 consecutive starts without a loss, a stretch in which he went 10-0 with a 2.21 ERA. He also led the club with 15 wins during the 2013 season.

Guthrie was a member of the 2014 and 2015 Royals teams that each won the American League Championship. In 2014, he led the Royals to a victory in Game 3 of the World Series against the Giants—a game in which he pitched 5.0 innings and allowed 2 runs—and was the starting pitcher in Game 7. His victory in Game 3 marked his first career win in the postseason.

He was a three-sport athlete (football, basketball, baseball) at Ashland High School in Ashland, Ore. and pursued baseball at Brigham Young University. Following two years of service as a missionary for his church, Guthrie transferred to Stanford University, where he was honored as the Pac-10 Pitcher of the Year and a Golden Spikes Award Finalist in 2002, while helping Stanford return to the College World Series for a fourth straight season. Cleveland selected him in the 1st round of the 2002 Draft with the No. 22 overall pick. Following his retirement from Major League Baseball in 2017, Guthrie and his wife, Jenny, served as missionaries for the Church of Jesus Christ of Latter Day Saints for three years in Houston, Texas.

He and his wife reside in Portland, Ore. and have four children: Avery (20), Hudson (17), Dash (13) and Lucy (3).

SPRING TRAINING


SURPRISE STADIUM & SPRING TRAINING COMPLEX

- + The Royals 56th Spring Training season in club history in 2024 will be their 22nd in Surprise, Ariz.
- + The Royals and Texas Rangers share a \$48 million, 10,500-seat multi-purpose Recreation and Major League Spring Training Campus on land owned by the City of Surprise. In addition, the city is using the facilities for adult and youth recreation programs, community events and programs, special events and meeting facilities.
- + The stadium complex and baseball practice fields are incorporated into a master-planned municipal center, including administrative offices, recreation/aquatic center, 23,000-square-foot library and 35-40 acre passive park.
- + In 2015, the Royals complex underwent an \$8 million renovation, adding approximately 14,000-square feet to the facility. The project included expanding the clubhouse, coaches' locker room, training and dining facilities, while giving the club six additional offices on site.



In 2015, the Royals Spring Training complex underwent an \$8 million renovation, adding approximately 14,000-square feet.

- + Surprise is approximately 35 minutes northwest of Phoenix, past Sun City West off Highway 60. The complex is located on 125 acres in the vicinity of Bullard Avenue and Greenway Road.
- + Populous (formerly HOK), an internationally-renowned Kansas City architectural firm devoted to creating exceptional sports facilities, was designated to design the facility.
- + Groundbreaking took place with Hall of Famers **George Brett** and **Nolan Ryan** in attendance on May 21, 2001. The facility was dedicated during a special ceremony and community celebration attended by members of the Royals and Rangers on December 7, 2002. The two teams played the first game at the complex on February 27, 2003, with the Royals coming away with a 6-3 win.
- + The Royals have won the unofficial Cactus League title four times, their first season in Arizona in 2003, 2011, 2013 and in 2021.



The Royals celebrated their 20th Spring Training season at Surprise Stadium in 2022.

THE FOUNTAINS: SPRING TRAINING HOUSING FACILITY

- + The Fountains, which opened on Nov. 19, 2021, is a four-story residence in Surprise, Ariz., across the street from the Royals Spring Training complex. The Fountains includes a total of 47 units, including five for staff. The rest is for players at no cost to them. At full capacity, it can sleep up to 176 people.
- + According to a [story](#) by **Anne Rogers** of *MLB.com*, amenities include a lounge filled with arcade games (there's a digital dartboard, a pop-a-shot basketball game, a ping-pong table, two pool tables, a shuffleboard and a table arcade that has games like Pac-Man), a nutrition and kitchen area, a classroom, a staff lounge, a covered patio, a pool and a barber shop. Players' rooms are fully furnished and can sleep up to four, and they include a kitchen, in-unit laundry machines and a balcony.



SPRING TRAINING HISTORY

ROYALS SPRING TRAINING HISTORY														
YEAR	HOME			ROAD			OTHER SITES			TOTAL			PCT	OTHER SITES NOTES
	W	L	T	W	L	T	W	L	T	W	L	T		
1969	6	6	0	4	7	0	0	2	0	10	15	0	.400	
1970	4	7	0	3	9	0	-	-	-	7	16	0	.304	
1971	4	7	0	4	9	0	2	0	0	10	16	0	.385	
1972	5	5	0	3	6	0	-	-	-	8	11	0	.421	
1973	7	4	0	5	9	0	-	-	-	12	13	0	.480	
1974	10	0	0	3	8	0	0	1	0	13	9	0	.591	
1975	9	3	0	4	8	0	-	-	-	13	11	0	.542	
1976	6	2	0	2	3	0	-	-	-	8	5	0	.615	
1977	7	6	0	10	3	0	-	-	-	17	9	0	.654	
1978	9	4	0	3	8	0	-	-	-	12	12	0	.500	
1979	7	5	0	4	8	0	-	-	-	11	13	0	.458	
1980	6	6	0	8	2	0	-	-	-	14	8	0	.636	
1981	7	5	0	4	6	0	2	0	0	13	11	0	.542	
1982	8	4	0	2	7	2	-	-	-	10	11	2	.476	
1983	5	6	0	5	9	0	-	-	-	10	15	0	.400	
1984	7	5	1	6	5	1	1	0	0	14	10	2	.583	1 G in Memphis vs. TEX
1985	4	10	0	8	5	0	-	-	-	12	15	0	.444	
1986	6	6	1	5	6	0	0	2	0	11	14	1	.440	1 G in Little Rock & Memphis vs. STL
1987	6	7	0	6	5	0	0	1	0	12	13	0	.480	1 G in Memphis vs. STL
1988	10	6	0	7	7	0	-	-	-	17	13	0	.567	
1989	8	6	0	8	5	2	-	-	-	16	11	2	.593	
1990	3	3	0	4	3	1	-	-	-	7	6	1	.538	
1991	8	5	1	6	8	0	-	-	-	14	13	1	.519	
1992	6	11	0	6	7	1	-	-	-	12	18	1	.400	
1993	6	8	0	4	10	0	2	0	0	12	18	0	.400	2 G in Jacksonville vs. FLA
1994	11	3	1	5	11	0	-	-	-	16	14	1	.533	
1995	2	3	1	4	2	0	-	-	-	6	5	1	.545	
1996	6	9	0	9	5	0	1	0	1	16	14	1	.533	2 G in Nashville vs. CIN & MON
1997	7	10	0	6	7	1	1	1	0	14	18	1	.438	2 G in Denver vs. COL
1998	8	7	1	6	8	0	-	-	-	14	15	1	.483	
1999	13	4	0	9	5	0	-	-	-	22	9	0	.710	
2000	10	5	0	8	11	0	-	-	-	18	16	0	.529	
2001	10	4	0	6	7	1	-	-	-	16	11	1	.593	
2002	7	6	1	6	9	0	-	-	-	13	15	1	.464	
2003	8	5	0	10	3	0	1	2	0	19	10	0	.655	1 G in Mexico vs. AZ, 2 G in Round Rock vs. COL
2004	7	7	1	8	6	1	2	0	0	17	13	2	.567	2 G in Houston vs. HOU
2005	7	7	1	5	8	2	2	0	0	14	15	3	.483	2 G in Houston vs. HOU
2006	8	6	0	8	3	2	1	1	0	17	10	2	.630	2 G in Houston vs. HOU
2007	7	7	0	4	9	0	0	2	0	11	18	0	.379	
2008	7	6	0	8	7	0	1	1	0	16	14	0	.533	2 G in Milwaukee vs. MIL
2009	10	4	3	7	9	1	1	1	0	18	14	4	.563	1 G in Frisco & Arlington vs. TEX
2010	7	6	2	6	6	2	1	1	0	14	13	4	.519	1 G in Frisco & Arlington vs. TEX
2011	10	5	0	10	5	1	-	-	-	20	10	1	.667	
2012	10	5	0	5	10	0	1	1	0	16	16	0	.500	1 G in San Diego & Lake Elsinore vs. SD
2013	14	2	1	11	5	1	-	-	-	25	7	2	.781	
2014	5	7	2	6	8	0	1	1	0	12	16	2	.429	2 G in Milwaukee vs. MIL
2015	7	6	1	11	4	0	2	0	0	20	10	1	.667	2 G in Houston vs. HOU
2016	10	5	0	4	12	0	0	4	0	14	21	0	.400	2 G in San Antonio vs. TEX, 2 G in Phoenix vs. AZ
2017	6	7	2	11	6	0	0	3	0	17	16	2	.515	2 G in Arlington vs. TEX, 1 G vs. Team Venezuela
2018	7	9	0	9	4	3	-	-	-	16	13	3	.552	
2019	11	3	0	7	9	1	0	1	0	18	13	1	.581	1 G in Omaha vs. Storm Chasers
2020	5	5	0	4	4	2	0	3	0	9	12	2	.429	2 G in Kansas City vs. HOU, 1 G in St. Louis vs. STL
2021	9	2	3	7	6	1	-	-	-	16	8	4	.667	
2022	4	4	0	4	4	1	-	-	-	8	8	1	.500	
2023	9	5	0	9	6	0	1	2	1	19	13	1	.594	2 G in Las Vegas vs. COL, 2 G in Arlington vs. TEX
TOT	406	301	23	337	362	27	23	30	2	766	693	52	.525	
YEAR	HOME			ROAD			OTHER SITES			TOTAL			PCT	OTHER SITES NOTES

Winning percentage does not include ties per Rule 9.21(a)

ROYALS SPRING TRAINING SITES

Ft. Myers, Fla. 1969-87
 Baseball City, Fla. 1988-2002
Surprise, Ariz. 2003-Present

SURPRISE STADIUM

15946 N. Bullard Ave. Surprise, Ariz. 85374
Left Field: 350 feet **Right Field:** 350 feet
Center Field: 400 feet **Fence:** 8 feet high

2024 *Royals* PROMO SCHEDULE

GATE GIVEAWAYS

Date	Opponent	Giveaway
Mar 28	MIN	Bobby Witt Jr. Bobblehead Presented by CommunityAmerica Credit Union
Apr 4	CWS	Bring Out The Blue Shirt
Apr 6	CWS	Michael Massey Bobblehead
Apr 10	HOU	Coffee Mug
Apr 19	BAL	Bring Out The Blue Shirt
Apr 20	BAL	Replica AL Champs Ring
May 3	TEX	Bring Out The Blue Shirt
May 17	OAK	HDH Bobblehead: Kelvin Herrera Presented by Price Chopper Bring Out The Blue Shirt
May 18	OAK	HDH Bobblehead: Wade Davis Presented by Price Chopper
May 19	OAK	HDH Bobblehead: Greg Holland Presented by Price Chopper
May 20	DET	Beach Towel
May 31	SD	Bring Out The Blue Shirt
Jun 1	SD	Pasquatch Bobblehead
Jun 7	SEA	Bring Out The Blue Shirt
Jun 10	NY Yankees	70's Concert Shirt
Jun 11	NY Yankees	80's Retro Hat
Jun 12	NY Yankees	90's Windbreaker
Jun 13	NY Yankees	2000's Phone Charm
Jun 24	MIA	Bring Out The Blue Shirt
Jun 29	CLE	Hawaiian Shirt Presented by Miller Lite
Jun 30	CLE	Cole Ragans Superhero Bobblehead Presented by Coca-Cola
Jul 20	CWS	Maikel Garcia Bobblehead
Jul 23	LAA	Bucket Hat Presented by Coca-Cola
Jul 26	CHC	Patrick Mahomes Bobblehead
Aug 20	CLE	City Connect Jersey Presented by Brown & Crouppen
Aug 23	PHI	Lorenzo Cain Bobblehead Presented by KC Chevy Dealers
Aug 25	PHI	Youth Sunglasses
Sep 7	MIN	Salvador Perez Bobblehead
Sep 8	MIN	Shoe Charm Presented by Klondike Cones
Sep 21	SF	Outdoor Blanket
Sep 22	SF	Sidewalk Chalk Presented by Popsicle



2024 *Royals*™ PROMO SCHEDULE

THEME NIGHTS

Date	Opponent	Giveaway
Mar 31	MIN	Easter Egg Hunt
Apr 19	BAL	UMKC Night
Apr 20	BAL	Grateful Dead Night
Apr 23	TOR	Bark at the Park Presented by Underdog Fantasy
May 3	TEX	Nurses Night
May 4	TEX	Star Wars™ Night
May 7	MIL	Asian American Heritage Night
May 17	OAK	Military Night
May 18	OAK	Ladies Night
May 19	OAK	KU Day
May 21	DET	Bark at the Park Presented by Underdog Fantasy
Jun 1	SD	Pride Night
Jun 2	SD	Yoga Day
		MCC Day
Jun 7	SEA	K-State Night
Jun 8	SEA	Friends Night
Jun 27	CLE	Gamer Night
Jul 19	CWS	Teachers Night
Jul 20	CWS	Nebraska Night
Jul 21	CWS	MIAA Day
Jul 27	CHC	Iowa Day
Aug 5	BOS	Ag Night Presented by AG Partners
Aug 7	BOS	Jewish Heritage Night
Aug 10	STL	Mizzou Night
Aug 24	PHI	First Responders Night
Sep 2	CLE	Union Night
Sep 3	CLE	Bark at the Park Presented by Underdog Fantasy
Sep 7	MIN	Soccer Night
Sep 17	DET	Irish Heritage Night
Sep 18	DET	Oktoberfest
Sep 20	SF	Viva Los Royals
Sep 22	SF	Italian Heritage Night



For the most up to date information, please visit
www.royals.com/promotions

2024 Royals™ SCHEDULE

MARCH/APRIL

SUNDAY	MONDAY	TUESDAY	WEDNESDAY	THURSDAY	FRIDAY	SATURDAY
24	25	26	27	28 MIN 3:10 PM	29	30 MIN 3:10 PM
31 MIN 3:10 PM	1 BAL 5:35 PM	2 BAL 5:35 PM	3 BAL 12:05 PM	4 CWS 6:40 PM	5 CWS 6:40 PM	6 CWS 6:10 PM
7 CWS 1:10 PM	8	9 HOU 6:40 PM	10 HOU 6:40 PM	11 HOU 1:10 PM	12 NYM 6:10 PM	13 NYM 12:40 PM
14 NYM 12:40 PM	15 CWS 6:40 PM	16 CWS 6:40 PM	17 CWS 1:10 PM	18	19 BAL 6:40 PM	20 BAL 6:10 PM
21 BAL 11:0 PM	22 TOR 6:40 PM	23 TOR 6:40 PM	24 TOR 6:40 PM	25 TOR 1:10 PM	26 DET 12:10 PM	27 DET 5:10 PM
28 DET 12:40 PM	29 TOR 6:07 PM	30 TOR 6:07 PM				

MAY

SUNDAY	MONDAY	TUESDAY	WEDNESDAY	THURSDAY	FRIDAY	SATURDAY
			1 TOR 2:07 PM	2	3 TEX 6:40 PM	4 TEX 6:10 PM
5 TEX 1:10 PM	6 MIL 6:40 PM	7 MIL 6:40 PM	8 MIL 1:10 PM	9 LAA 8:38 PM	10 LAA 5:38 PM	11 LAA 5:38 PM
12 LAA 3:07 PM	13 SEA 8:40 PM	14 SEA 8:40 PM	15 SEA 3:10 PM	16	17 OAK 6:40 PM	18 OAK 6:10 PM
19 OAK 1:10 PM	20 DET 6:40 PM	21 DET 6:40 PM	22 DET 1:10 PM	23	24 TB 5:50 PM	25 TB 3:10 PM
26 TB 12:40 PM	27 MIN 1:10 PM	28 MIN 6:40 PM	29 MIN 6:40 PM	30 MIN 12:10 PM	31 SD 7:10 PM	

JUNE

SUNDAY	MONDAY	TUESDAY	WEDNESDAY	THURSDAY	FRIDAY	SATURDAY
						1 SD 3:10 PM
2 SD 1:10 PM	3	4 CLE 5:40 PM	5 CLE 5:40 PM	6 CLE 12:10 PM	7 SEA 7:10 PM	8 SEA 3:10 PM
9 SEA 1:10 PM	10 NYY 6:40 PM	11 NYY 7:10 PM	12 NYY 7:10 PM	13 NYY 1:10 PM	14 LAD 9:10 PM	15 LAD 8:10 PM
16 LAD 3:10 PM	17	18 OAK 8:40 PM	19 OAK 8:40 PM	20 OAK 2:37 PM	21 TEX 7:05 PM	22 TEX 3:05 PM
23 TEX 1:10 PM	24 MIA 7:10 PM	25 MIA 7:10 PM	26 MIA 1:10 PM	27 CLE 7:10 PM	28 CLE 7:10 PM	29 CLE 3:10 PM
30 CLE 1:10 PM						

JULY

SUNDAY	MONDAY	TUESDAY	WEDNESDAY	THURSDAY	FRIDAY	SATURDAY
	1	2 TB 7:10 PM	3 TB 7:10 PM	4 TB 7:10 PM	5 COL 7:10 PM	6 COL 8:10 PM
7 COL 2:10 PM	8	9 STL 6:45 PM	10 STL 6:45 PM	11	12 BOS 6:10 PM	13 BOS 3:10 PM
14 BOS 12:35 PM	15 ALL STAR WEEK 2024	16	17	18	19 CWS 6:10 PM	20 CWS 6:10 PM
21 CWS 1:10 PM	22 AZ 7:10 PM	23 AZ 7:10 PM	24 AZ 7:10 PM	25	26 CHC 7:10 PM	27 CHC 6:10 PM
28 CHC 1:10 PM	29 CWS 7:10 PM	30 CWS 7:10 PM	31 CWS 1:10 PM			

AUGUST

SUNDAY	MONDAY	TUESDAY	WEDNESDAY	THURSDAY	FRIDAY	SATURDAY
				1 DET 5:40 PM	2 DET 5:40 PM	3 DET 5:10 PM
4 DET 12:40 PM	5 BOS 7:10 PM	6 BOS 7:10 PM	7 BOS 7:10 PM	8	9 STL 7:10 PM	10 STL 6:10 PM
11	12 MIN 6:40 PM	13 MIN 6:40 PM	14 MIN 12:10 PM	15	16 CIN 5:40 PM	17 CIN 5:40 PM
18 CIN 12:40 PM	19 LAA 7:10 PM	20 LAA 7:10 PM	21 LAA 7:10 PM	22	23 PHI 7:10 PM	24 PHI 6:10 PM
25 PHI 1:10 PM	26 CLE 5:40 PM	27 CLE 5:40 PM	28 CLE 12:10 PM	29 HOU 7:10 PM	30 HOU 7:10 PM	31 HOU 6:10 PM

SEPTEMBER

SUNDAY	MONDAY	TUESDAY	WEDNESDAY	THURSDAY	FRIDAY	SATURDAY
1 HOU 1:10 PM	2 CLE 3:10 PM	3 CLE 6:40 PM	4 CLE 6:40 PM	5	6 MIN 7:10 PM	7 MIN 5:10 PM
8 MIN 1:10 PM	9 NYY 6:05 PM	10 NYY 6:05 PM	11 NYY 6:05 PM	12	13 PIT 5:40 PM	14 PIT 5:40 PM
15 PIT 12:35 PM	16 DET 6:40 PM	17 DET 6:40 PM	18 DET 6:40 PM	19	20 SF 7:10 PM	21 SF 6:10 PM
22 SF 1:10 PM	23	24 WSH 5:45 PM	25 WSH 5:45 PM	26 WSH 12:05 PM	27 ATL 6:20 PM	28 ATL 6:20 PM
29 ATL 2:10 PM	30					

HOME



PLEASE VISIT ROYALS.COM FOR UP-TO-DATE GAME TIMES, TICKETS, AND TELECAST INFORMATION. UNLESS NOTED ALL GAMES TELECASTED ON BALLY SPORTS KANSAS CITY. OFFICIAL GAME DATES AND TIMES ARE SUBJECT TO CHANGE. ALL TIMES LISTED CENTRAL.

AWAY



RADIO BROADCAST GAMES BROADCAST ON KCSP 610 AM. ADDITIONAL STATIONS THROUGHOUT THE MIDWEST ON ROYALS RADIO NETWORK. FOR TICKETS CALL 816-504-4040 (LOCAL). 1-800-6ROYALS (1-800-676-9257). LOG ON TO ROYALS.COM.